

Autodromo Int. do Algarve
Alpine Elf Cup Series
Qualifying - 2
Provisional Results



Autodromo do Algarve 4.653 m.

Clas	Nº	Driver	Nat	Cat	Clas	Team	Nat	Level	Laps	Best	Time	Gap	Interval	Km/h
1	4	Léo Jousset	FRA	JUN	1	RACE CARS	FRA	Inter C	8	3	1:51.846			149.7
2	76	Pierre Sancinena	FRA	PRO	1	RACE CARS	FRA	Inter C	8	3	1:52.014	0.168	0.168	149.5
3	38	Charles Roussanne	FRA	JUN	2	VPS RACING	FRA	Inter D	9	6	1:52.184	0.338	0.170	149.3
4	136	Enzo Geraci	FRA	JUN	3	HAZEL TECHNOLOGIE	FRA	Inter C	6	3	1:52.223	0.377	0.039	149.2
5	88	Tom Verdier	FRA	JUN	4	HAZEL TECHNOLOGIE	FRA	Inter C	7	3	1:52.273	0.427	0.050	149.1
6	8	Lukas Papin	FRA	JUN	5	SCHUMACHER CLRT	FRA	Inter D	8	5	1:52.363	0.517	0.090	149.0
7	26	Sandro Perissoutti	FRA	CHA	1	CODE RACING	FRA	NCC	8	3	1:52.674	0.828	0.311	148.6
8	85	Thibaut Bossy	FRA	CHA	2	HERRERO RACING	FRA	Inter C	8	3	1:52.689	0.843	0.015	148.6
9	16	Gaspard Simon	FRA	JUN	6	SCHUMACHER CLRT	FRA	Inter C	11	4	1:52.726	0.880	0.037	148.5
10	72	Enzo Carvalhido	FRA	JUN	7	SPORT AUTO RACING	FRA	Inter C	11	4	1:53.068	1.222	0.342	148.1
11	36	Sami Dhahri	FRA	JUN	8	VPS RACING	FRA	Inter C	9	7	1:53.363	1.517	0.295	147.7
12	2	Florian Coruble	FRA	CHA	3	HAZEL TECHNOLOGIE	FRA	Inter C	9	6	1:53.574	1.728	0.211	147.4
13	128	Mattéo Nombrot	FRA	JUN	9	HAZEL TECHNOLOGIE	FRA	Inter C	9	4	1:53.595	1.749	0.021	147.4
14	5	Anthony Jurado	FRA	PRO	2	CODE RACING	FRA	NCC	10	9	1:54.173	2.327	0.578	146.7
15	63	Pierre-Laurent Figuiere	FRA	CHA	4	HAZEL TECHNOLOGIE	FRA	Inter C	9	5	1:54.177	2.331	0.004	146.7
16	123	Frédéric De Brabant	FRA	GEN	1	HAZEL TECHNOLOGIE	FRA	NCC	7	5	1:54.237	2.391	0.060	146.6
17	172	Philippe Loriguer	FRA	GEN	2	HAZEL TECHNOLOGIE	FRA	NCC	11	10	1:54.911	3.065	0.674	145.7
18	46	Clément Berlié	FRA	CHA	5	VPS RACING	FRA	NCC	9	4	1:54.974	3.128	0.063	145.6
19	9	Philippe Bourgois	BEL	GEN	3	RACE CARS	BEL	Inter C	7	5	1:55.255	3.409	0.281	145.3
20	77	Alain Jacono	FRA	GEN	4	HAZEL TECHNOLOGIE	FRA	NCC	10	5	1:55.645	3.799	0.390	144.8
21	23	Laurent Richard	FRA	GEN	5	HERRERO RACING	FRA	Inter C	9	8	1:56.362	4.516	0.717	143.9

*** PENALTIES**

SOME LAP TIME DELETED DUE TRACK LIMITS

Published at:.....

Track Temp: **12.5 °C** Air Temp: **15.4 °C** Humidity: **56 %** Track Status: **DRY**

Race Director:

Pierre Delettre

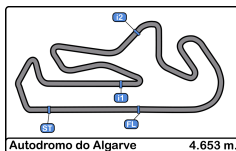
Timekeeper:

Luis Garcia
 JOB-2654-ESP/M



Alpine Mobility





Autodromo Int. do Algarve
Alpine Elf Cup Series
Qualifying - 2
Provisional Results by Category



PRO														
Clas	Nº	Driver	Nat	Cat	Clas	Team	Nat	Level	Laps	Best	Time	Gap	Interval	Km/h
1	76	Pierre Sancinena		PRO	1	RACE CARS		Inter C	8	3	1:52.014			149.5
2	5	Anthony Jurado		PRO	2	CODE RACING		NCC	10	9	1:54.173	2.159	2.159	146.7

CHA														
Clas	Nº	Driver	Nat	Cat	Clas	Team	Nat	Level	Laps	Best	Time	Gap	Interval	Km/h
1	26	Sandro Perissoutti		CHA	1	CODE RACING		NCC	8	3	1:52.674			148.6
2	85	Thibaut Bossy		CHA	2	HERRERO RACING		Inter C	8	3	1:52.689	0.015	0.015	148.6
3	2	Florian Coruble		CHA	3	HAZEL TECHNOLOGIE		Inter C	9	6	1:53.574	0.900	0.885	147.4
4	63	Pierre-Laurent Figuiere		CHA	4	HAZEL TECHNOLOGIE		Inter C	9	5	1:54.177	1.503	0.603	146.7
5	46	Clément Berlié		CHA	5	VPS RACING		NCC	9	4	1:54.974	2.300	0.797	145.6

JUN														
Clas	Nº	Driver	Nat	Cat	Clas	Team	Nat	Level	Laps	Best	Time	Gap	Interval	Km/h
1	4	Léo Jousset		JUN	1	RACE CARS		Inter C	8	3	1:51.846			149.7
2	38	Charles Roussanne		JUN	2	VPS RACING		Inter D	9	6	1:52.184	0.338	0.338	149.3
3	136	Enzo Geraci		JUN	3	HAZEL TECHNOLOGIE		Inter C	6	3	1:52.223	0.377	0.039	149.2
4	88	Tom Verdier		JUN	4	HAZEL TECHNOLOGIE		Inter C	7	3	1:52.273	0.427	0.050	149.1
5	8	Lukas Papin		JUN	5	SCHUMACHER CLRT		Inter D	8	5	1:52.363	0.517	0.090	149.0
6	16	Gaspard Simon		JUN	6	SCHUMACHER CLRT		Inter C	11	4	1:52.726	0.880	0.363	148.5
7	72	Enzo Carvalhido		JUN	7	SPORT AUTO RACING		Inter C	11	4	1:53.068	1.222	0.342	148.1
8	36	Sami Dhahri		JUN	8	VPS RACING		Inter C	9	7	1:53.363	1.517	0.295	147.7
9	128	Mattéo Nombrot		JUN	9	HAZEL TECHNOLOGIE		Inter C	9	4	1:53.595	1.749	0.232	147.4

GEN														
Clas	Nº	Driver	Nat	Cat	Clas	Team	Nat	Level	Laps	Best	Time	Gap	Interval	Km/h
1	123	Frédéric De Brabant		GEN	1	HAZEL TECHNOLOGIE		NCC	7	5	1:54.237			146.6
2	172	Philippe Loriquer		GEN	2	HAZEL TECHNOLOGIE		NCC	11	10	1:54.911	0.674	0.674	145.7
3	9	Philippe Bourgois		GEN	3	RACE CARS		Inter C	7	5	1:55.255	1.018	0.344	145.3
4	77	Alain Jacono		GEN	4	HAZEL TECHNOLOGIE		NCC	10	5	1:55.645	1.408	0.390	144.8
5	23	Laurent Richard		GEN	5	HERRERO RACING		Inter C	9	8	1:56.362	2.125	0.717	143.9

* PENALTIES
 SOME LAP TIME DELETED DUE TRACK LIMITS

Published at:.....

Track Temp: 12.5 °C Air Temp: 15.4 °C Humidity: 56 % Track Status: DRY

Race Director:

Pierre Delettre

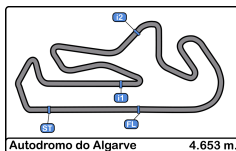
Timekeeper:

Luis Garcia
 JOB-2654-ESP/M



Alpine Mobility





Autodromo Int. do Algarve
Alpine Elf Cup Series
Qualifying - 2
Provisional Results by Class



NCC														
Clas	Nº	Driver	Nat	Cat	Clas	Team	Nat	Level	Laps	Best	Time	Gap	Interval	Km/h
1	26	Sandro Perissoutti		NCC	1	CODE RACING		NCC	8	3	1:52.674			148.6
2	5	Anthony Jurado		NCC	2	CODE RACING		NCC	10	9	1:54.173	1.499	1.499	146.7
3	123	Frédéric De Brabant		NCC	3	HAZEL TECHNOLOGIE		NCC	7	5	1:54.237	1.563	0.064	146.6
4	172	Philippe Loriquer		NCC	4	HAZEL TECHNOLOGIE		NCC	11	10	1:54.911	2.237	0.674	145.7
5	46	Clément Berlié		NCC	5	VPS RACING		NCC	9	4	1:54.974	2.300	0.063	145.6
6	77	Alain Jacono		NCC	6	HAZEL TECHNOLOGIE		NCC	10	5	1:55.645	2.971	0.671	144.8

Inter C														
Clas	Nº	Driver	Nat	Cat	Clas	Team	Nat	Level	Laps	Best	Time	Gap	Interval	Km/h
1	4	Léo Jousset		Inter C	1	RACE CARS		Inter C	8	3	1:51.846			149.7
2	76	Pierre Sancinena		Inter C	2	RACE CARS		Inter C	8	3	1:52.014	0.168	0.168	149.5
3	136	Enzo Geraci		Inter C	3	HAZEL TECHNOLOGIE		Inter C	6	3	1:52.223	0.377	0.209	149.2
4	88	Tom Verdier		Inter C	4	HAZEL TECHNOLOGIE		Inter C	7	3	1:52.273	0.427	0.050	149.1
5	85	Thibaut Bossy		Inter C	5	HERRERO RACING		Inter C	8	3	1:52.689	0.843	0.416	148.6
6	36	Sami Dhahri		Inter C	6	VPS RACING		Inter C	9	7	1:53.363	1.517	0.674	147.7
7	128	Mattéo Nombrot		Inter C	7	HAZEL TECHNOLOGIE		Inter C	9	4	1:53.595	1.749	0.232	147.4
8	9	Philippe Bourgois		Inter C	8	RACE CARS		Inter C	7	5	1:55.255	3.409	1.660	145.3
9	23	Laurent Richard		Inter C	9	HERRERO RACING		Inter C	9	8	1:56.362	4.516	1.107	143.9

Inter D														
Clas	Nº	Driver	Nat	Cat	Clas	Team	Nat	Level	Laps	Best	Time	Gap	Interval	Km/h
1	38	Charles Roussanne		Inter D	1	VPS RACING		Inter D	9	6	1:52.184			149.3
2	8	Lukas Papin		Inter D	2	SCHUMACHER CLRT		Inter D	8	5	1:52.363	0.179	0.179	149.0

Inter C														
Clas	Nº	Driver	Nat	Cat	Clas	Team	Nat	Level	Laps	Best	Time	Gap	Interval	Km/h
1	16	Gaspard Simon		Inter C	1	SCHUMACHER CLRT		Inter C	11	4	1:52.726			148.5
2	72	Enzo Carvalhido		Inter C	2	SPORT AUTO RACING		Inter C	11	4	1:53.068	0.342	0.342	148.1
3	2	Florian Coruble		Inter C	3	HAZEL TECHNOLOGIE		Inter C	9	6	1:53.574	0.848	0.506	147.4
4	63	Pierre-Laurent Figuiere		Inter C	4	HAZEL TECHNOLOGIE		Inter C	9	5	1:54.177	1.451	0.603	146.7

*** PENALTIES**

SOME LAP TIME DELETED DUE TRACK LIMITS

Published at:.....

Track Temp: 12.5 °C Air Temp: 15.4 °C Humidity: 56 % Track Status: DRY

Race Director:

Pierre Delette

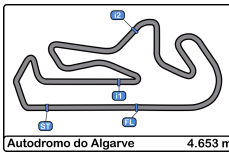
Timekeeper:

Luis Garcia
 JOB-2654-ESP/M



Alpine Mobility





Autodromo Int. do Algarve
Alpine Elf Cup Series
Qualifying - 2
Lap Analysis



2 Florian Coruble Inter C **9** Philippe Bourgois Inter C

CHA							CHAZEL TECHNOLOGIE						GEN						RACE CARS CONSULTING					
Lap	D	Time	Sector 1	Sector 2	Sector 3	T. Spd	Elapsed	Lap	D	Time	Sector 1	Sector 2	Sector 3	T. Spd	Elapsed	Lap	D	Time	Sector 1	Sector 2	Sector 3	T. Spd	Elapsed	
1		9:47:28.098	9:46:02.184	39.743	46.171		9:47:28.098	1		9:47:41.012	9:46:15.261	40.021	45.730		9:47:41.012									
2		1:56.179	36.826	36.137	43.216	237.3	9:49:24.277	2		1:57.657	37.110	35.493	45.054	242.6	9:49:38.669									
3		1:54.954	35.860	35.397	42.794	236.8	9:51:18.328	3		1:53.756	35.823	35.088	42.845	244.3	9:51:32.425									
4		1:56.084	35.690	37.619	42.775	236.8	9:53:14.412	4		2:00.674	37.523	37.791	45.357	244.3	9:53:33.096									
5		1:56.746	35.917	37.424	43.405	238.9	9:55:11.158	5		1:55.255	35.913	35.144	44.198	238.9	9:55:28.351									
6		1:53.574	35.535	35.287	42.752	238.9	9:57:04.732	6		2:10.394	36.578	41.508	52.308	229.7	9:57:38.745									
7		1:55.923	35.712	35.143	45.068	236.3	9:59:00.655	7		2:04.423 P	36.062	35.351	53.010	236.3	9:59:43.168									
8		1:58.972	35.570	35.464	47.938	236.8	10:00:59.627																	
9		2:14.865 P	36.577	42.474	55.814	232.2	10:03:14.492																	

4 Léo Jousset Inter C **16** Gaspard Simon Inter C

JUN							RACE CARS CONSULTING						JUN						SCHUMACHER CLRT					
Lap	D	Time	Sector 1	Sector 2	Sector 3	T. Spd	Elapsed	Lap	D	Time	Sector 1	Sector 2	Sector 3	T. Spd	Elapsed	Lap	D	Time	Sector 1	Sector 2	Sector 3	T. Spd	Elapsed	
1		9:47:37.508	9:46:11.627	41.309	44.572		9:47:37.508	1		9:44:11.246	9:42:48.565	37.487	45.194		9:44:11.246									
2		1:53.698	35.900	35.391	42.407	237.8	9:49:31.206	2		1:53.821	36.110	35.086	42.625	237.3	9:46:05.067									
3		1:51.846	35.232	34.600	42.014	239.4	9:51:23.052	3		1:52.826	35.459	34.826	42.541	239.4	9:47:57.893									
4		1:52.700	35.199	35.299	42.202	241.6	9:53:15.752	4		1:52.726	35.412	34.740	42.574	237.3	9:49:50.619									
5		1:52.205	35.355	34.627	42.223	241.6	9:55:07.957	5		1:59.865 P	35.445	34.775	49.645	237.3	9:51:50.484									
6		1:58.268	38.251	36.137	43.880	238.9	9:57:06.225	6		3:45.092	2:24.594	36.230	44.268		9:55:35.576									
7		1:53.396	35.444	35.142	42.810	239.4	9:58:59.621	7		1:52.735	35.612	34.696	42.427	237.8	9:57:28.311									
8		2:03.800 P	35.878	35.206	52.716	237.3	10:01:03.421	8		1:52.562	35.432	34.721	42.409	236.8	9:59:20.873									
								9		2:01.463	35.579	39.956	45.928	235.8	10:01:22.336									
								10		1:52.983	35.437	34.821	42.725	235.8	10:03:15.319									
								11		2:24.776 P	43.698	44.634	56.444	184.9	10:05:40.095									

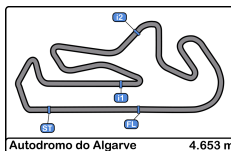
5 Anthony Jurado NCC **23** Laurent Richard Inter C

PRO							CODE RACING DEVELOPMENT						GEN						HERRERO RACING					
Lap	D	Time	Sector 1	Sector 2	Sector 3	T. Spd	Elapsed	Lap	D	Time	Sector 1	Sector 2	Sector 3	T. Spd	Elapsed	Lap	D	Time	Sector 1	Sector 2	Sector 3	T. Spd	Elapsed	
1		9:47:41.203	9:46:18.222	37.880	45.101		9:47:41.203	1		9:44:19.498	9:42:54.332	39.757	45.409		9:44:19.498									
2		1:54.992	35.987	35.775	43.230	246.0	9:49:36.195	2		1:58.207	37.616	36.485	44.106	236.3	9:46:17.705									
3		1:55.549	35.823	35.992	43.704	238.4	9:51:31.714	3		1:55.555	36.534	35.701	43.320	238.9	9:48:13.260									
4		1:54.455	35.807	35.028	43.620	233.7	9:53:26.169	4		1:55.249	36.077	35.853	43.319	238.4	9:50:08.509									
5		1:55.474	36.346	35.439	43.686	225.4	9:55:21.640	5		2:09.579 P	36.274	35.805	57.500	239.4	9:52:18.088									
6		1:54.415	35.769	35.497	43.149	234.7	9:57:16.055	6		3:11.152	1:51.561	35.696	43.895		9:55:29.240									
7		1:54.076	35.647	35.327	43.102	237.8	9:59:10.131	7		2:01.808	36.721	39.041	46.046	236.8	9:57:31.048									
8		1:53.934	35.669	35.262	43.000	235.2	10:01:04.062	8		1:56.362	36.586	36.016	43.760	234.7	9:59:27.410									
9		1:54.173	35.881	35.253	43.039	237.3	10:02:58.235	9		2:20.050 P	40.419	41.385	58.246	214.7	10:01:47.460									
10		2:31.707 P	42.184	45.276	1:04.247	181.8	10:05:29.942																	

8 Lukas Papin Inter D **26** Sandro Perissoutti NCC

JUN							SCHUMACHER CLRT						CHA						CODE RACING DEVELOPMENT					
Lap	D	Time	Sector 1	Sector 2	Sector 3	T. Spd	Elapsed	Lap	D	Time	Sector 1	Sector 2	Sector 3	T. Spd	Elapsed	Lap	D	Time	Sector 1	Sector 2	Sector 3	T. Spd	Elapsed	
1		9:48:03.268	9:46:34.522	41.761	46.985		9:48:03.268	1		9:47:39.637	9:46:16.971	38.677	43.989		9:47:39.637									
2		2:01.856	41.492	37.047	43.317	159.5	9:50:05.124	2		1:53.566	35.681	35.669	42.216	242.6	9:49:33.203									
3		1:53.646	35.723	35.530	42.363	236.3	9:51:58.740	3		1:52.674	35.299	35.100	42.275	243.7	9:51:25.877									
4		1:52.771	35.503	34.969	42.299	236.8	9:53:51.511	4		1:53.109	35.230	35.449	42.430	243.2	9:53:18.986									
5		1:52.363	35.357	34.716	42.290	236.3	9:55:43.874	5		1:53.165	35.668	35.016	42.481	236.8	9:55:12.151									
6		1:54.507	35.341	34.880	44.286	236.8	9:57:38.381	6		2:00.004	38.192	39.076	42.736	240.5	9:57:12.155									
7		1:59.301	40.280	36.205	42.816	180.3	9:59:37.682	7		1:53.283	35.560	34.931	42.792	236.3	9:59:05.438									
8		2:02.979 P	35.363	35.348	52.268	236.3	10:01:40.661	8		2:10.045 P	38.590	38.100	53.355	235.8	10:01:15.483									





Autodromo Int. do Algarve
Alpine Elf Cup Series
Qualifying - 2
Lap Analysis



36 Sami Dhahri Inter C **72** Enzo Carvalhido Inter C

JUN VPS RACING							JUN SPORT AUTO RACING								
Lap	D	Time	Sector 1	Sector 2	Sector 3	T. Spd	Elapsed	Lap	D	Time	Sector 1	Sector 2	Sector 3	T. Spd	Elapsed
1		9:44:07.523	9:42:45.921	37.261	44.341		9:44:07.523	1		9:44:15.744	9:42:52.313	38.892	44.539		9:44:15.744
2		1:55.334	36.208	35.743	43.383	236.3	9:46:02.857	2		1:54.804	36.227	35.580	42.997	233.2	9:46:10.548
3		2:09.385 P	35.953	35.862	51.570	236.3	9:48:06.242	3		1:53.514	35.779	35.129	42.606	236.8	9:48:04.062
4		5:21.034	3:49.085	43.677	48.272		9:53:27.276	4		1:53.068	35.411	35.011	42.646	237.3	9:49:57.130
5		1:56.606	36.566	35.943	44.097	236.8	9:55:23.882	5		1:53.373	35.483	35.033	42.857	236.3	9:51:50.503
6		4:54.067	35.846	35.253	42.968	235.8	9:57:17.949	6		2:02.241	42.351	37.303	42.587	200.7	9:53:52.744
7		1:53.363	35.412	35.098	42.853	237.3	9:59:11.312	7		1:53.746	35.711	35.191	42.844	237.8	9:55:46.490
8		1:54.719	35.654	35.474	43.591	238.4	10:01:06.031	8		1:53.107	35.460	35.067	42.580	236.8	9:57:39.597
9		2:04.177 P	35.820	36.122	52.235	237.3	10:03:10.208	9		1:59.339	39.836	36.481	43.022	242.1	9:59:38.936

38 Charles Roussanne Inter D **76** Pierre Sancinena Inter C

JUN VPS RACING							PRO RACE CARS CONSULTING								
Lap	D	Time	Sector 1	Sector 2	Sector 3	T. Spd	Elapsed	Lap	D	Time	Sector 1	Sector 2	Sector 3	T. Spd	Elapsed
1		9:44:04.973	9:42:44.587	36.952	43.434		9:44:04.973	1		9:47:38.402	9:46:12.832	41.080	44.490		9:47:38.402
2		1:54.345	35.958	34.986	43.401	236.8	9:45:59.318	2		1:53.534	35.786	35.293	42.455	240.5	9:49:31.936
3		2:02.334 P	35.570	35.238	51.526	237.3	9:48:01.652	3		1:52.014	35.139	34.827	42.048	242.1	9:51:23.950
4		4:20.140	3:00.505	36.618	43.017		9:52:21.792	4		1:52.578	35.039	35.253	42.286	241.0	9:53:16.528
5		1:52.904	35.631	34.957	42.316	237.3	9:54:14.696	5		1:53.068	35.503	35.207	42.358	241.0	9:55:09.596
6		1:52.184	35.182	34.675	42.327	236.8	9:56:06.880	6		1:58.692	35.532	36.774	46.386	237.8	9:57:08.288
7		1:53.066	35.208	34.686	43.172	236.8	9:57:59.946	7		1:58.729	38.176	37.775	42.778	199.6	9:59:07.017
8		1:52.572	35.305	34.685	42.582	237.8	9:59:52.518	8		2:03.829 P	35.628	35.580	52.621	237.8	10:01:10.846
9		2:02.969 P	35.382	35.071	52.516	237.3	10:01:55.487								

46 Clément Berlié NCC **77** Alain Jacono NCC

CHA VPS RACING							GEN CHAZEL TECHNOLOGIE								
Lap	D	Time	Sector 1	Sector 2	Sector 3	T. Spd	Elapsed	Lap	D	Time	Sector 1	Sector 2	Sector 3	T. Spd	Elapsed
1		9:45:23.466	9:43:57.795	39.658	46.013		9:45:23.466	1		9:44:29.999	9:42:58.037	42.628	49.334		9:44:29.999
2		1:56.714	36.928	36.288	43.498	235.8	9:47:20.180	2		2:12.700	41.953	39.284	51.463	187.8	9:46:42.699
3		1:55.234	36.090	35.646	43.498	236.3	9:49:15.414	3		1:58.548	37.580	36.650	44.318	231.7	9:48:41.247
4		1:54.974	36.166	35.621	43.187	234.7	9:51:10.388	4		1:56.503	36.954	35.885	43.664	233.2	9:50:37.750
5		4:55.230	36.208	35.539	43.483	234.2	9:53:05.618	5		1:55.645	36.430	35.925	43.290	233.7	9:52:33.395
6		4:55.464	36.324	35.597	43.543	232.7	9:55:01.082	6		2:17.552 P	39.230	41.915	56.407	185.5	9:54:50.947
7		1:56.658	36.560	36.573	43.525	232.7	9:56:57.740	7		3:38.704	2:18.995	35.866	43.843		9:58:29.651
8		1:56.159	36.552	35.880	43.727	231.2	9:58:53.899	8		2:04.319	37.700	40.308	46.311	232.2	10:00:33.970
9		2:02.197 P	36.350	35.875	49.972	232.7	10:00:56.096	9		1:57.803	36.589	37.206	44.008	236.3	10:02:31.773
								10		2:27.008 P	43.384	42.491	1:01.133	175.6	10:04:58.781

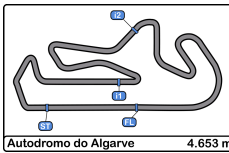
63 Pierre-Laurent Figuiere Inter C **85** Thibaut Bossy Inter C

CHA CHAZEL TECHNOLOGIE							CHA HERRERO RACING								
Lap	D	Time	Sector 1	Sector 2	Sector 3	T. Spd	Elapsed	Lap	D	Time	Sector 1	Sector 2	Sector 3	T. Spd	Elapsed
1		9:44:22.786	9:42:55.896	41.086	45.804		9:44:22.786	1		9:47:39.008	9:46:14.919	39.714	44.375		9:47:39.008
2		1:59.626	38.859	37.174	43.593	209.3	9:46:22.412	2		1:53.746	35.687	35.373	42.686	243.7	9:49:32.754
3		1:54.564	36.361	35.463	42.740	238.4	9:48:16.976	3		1:52.689	35.249	34.901	42.539	243.2	9:51:25.443
4		1:54.833	36.021	35.486	43.326	239.4	9:50:11.809	4		1:54.705	35.239	36.924	42.542	241.0	9:53:20.148
5		1:54.177	35.820	35.302	43.055	239.4	9:52:05.986	5		1:52.966	35.387	35.021	42.558	240.5	9:55:13.114
6		2:00.587	36.051	35.485	49.051	237.3	9:54:06.573	6		4:56.679	35.544	35.187	44.848	241.6	9:57:08.693
7		2:05.915	39.654	41.390	44.871	201.4	9:56:12.488	7		1:52.991	35.402	34.984	42.605	240.5	9:59:01.684
8		4:59.679	38.259	37.284	44.136	235.2	9:58:12.167	8		2:04.548 P	35.438	35.035	54.075	241.6	10:01:06.232
9		2:22.970 P	48.685	39.127	55.158	234.7	10:00:35.137								



Alpine Mobility





Autodromo Int. do Algarve
Alpine Elf Cup Series
Qualifying - 2
Lap Analysis



88

Tom Verdier

Inter C 172

Philippe Loriquer

NCC

JUN

CHAZEL TECHNOLOGIE

GEN

CHAZEL TECHNOLOGIE

Lap D	Time	Sector 1	Sector 2	Sector 3	T. Spd	Elapsed	Lap D	Time	Sector 1	Sector 2	Sector 3	T. Spd	Elapsed
1	9:47:26.192	9:46:01.269	38.491	46.432		9:47:26.192	1	9:44:38.469	9:43:05.584	43.229	49.656		9:44:38.469
2	1:54.542	36.624	35.356	42.562	238.4	9:49:20.734	2	2:04.940	40.094	38.643	46.203	216.4	9:46:43.409
3	1:52.273	35.273	34.816	42.184	238.4	9:51:13.007	3	1:58.163	38.197	36.638	43.328	236.3	9:48:41.572
4	1:55.843	35.586	34.925	45.302	238.9	9:53:08.820	4	2:02.899	41.797	37.422	43.680	239.4	9:50:44.471
5	1:54.378	35.400	34.837	44.141	238.9	9:55:03.198	5	1:55.407	36.356	35.889	43.162	236.3	9:52:39.878
6	1:53.638	35.556	34.953	43.129	237.3	9:56:56.836	6	1:55.567	36.066	36.257	43.244	234.7	9:54:35.445
7	2:15.675 P	35.530	40.055	1:00.090	236.3	9:59:12.511	7	1:55.105	36.169	35.716	43.220	235.2	9:56:30.550

123

Frédéric De Brabant

NCC

GEN

CHAZEL TECHNOLOGIE

Lap D	Time	Sector 1	Sector 2	Sector 3	T. Spd	Elapsed	Lap D	Time	Sector 1	Sector 2	Sector 3	T. Spd	Elapsed
1	9:44:44.753	9:43:07.635	46.638	50.480		9:44:44.753	8	2:06.699	40.413	39.507	46.779	234.7	9:58:37.249
2	2:05.029	40.875	38.569	45.585	212.1	9:46:49.782	9	1:55.894	36.370	35.669	43.855	236.3	10:00:33.143
3	1:54.868	36.506	35.411	42.951	232.7	9:48:44.650	10	1:54.911	36.072	35.706	43.133	233.7	10:02:28.054
4	1:54.689	36.521	35.242	42.926	234.7	9:50:39.339	11	2:27.447 P	43.502	44.820	59.125	200.3	10:04:55.501
5	1:54.237	35.971	35.360	42.906	235.8	9:52:33.576							
6	2:21.665 P	35.868	47.332	58.465	237.3	9:54:55.241							
7	5:35.940 P	3:59.893	37.608	58.439		10:00:31.181							

128

Mattéo Nombrot

Inter C

JUN

CHAZEL TECHNOLOGIE

Lap D	Time	Sector 1	Sector 2	Sector 3	T. Spd	Elapsed
1	9:47:29.294	9:46:03.059	39.419	46.816		9:47:29.294
2	1:56.250	36.376	36.241	43.633	237.8	9:49:25.544
3	1:53.850	35.836	35.383	42.631	238.4	9:51:19.394
4	1:53.595	35.577	35.233	42.785	237.3	9:53:12.989
5	2:05.158	36.024	36.760	52.374	234.7	9:55:18.147
6	2:05.341	36.262	39.272	49.807	232.7	9:57:23.488
7	2:01.350	36.193	41.196	43.961	233.2	9:59:24.838
8	1:58.805	35.960	35.844	47.001	234.2	10:01:23.643
9	2:05.009 P	35.760	37.089	52.160	235.2	10:03:28.652

136

Enzo Geraci

Inter C

JUN

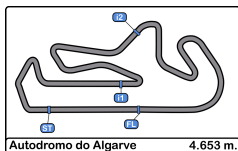
CHAZEL TECHNOLOGIE

Lap D	Time	Sector 1	Sector 2	Sector 3	T. Spd	Elapsed
1	9:47:42.423	9:46:21.418	37.731	43.274		9:47:42.423
2	1:55.538	36.096	35.642	43.800	242.1	9:49:37.961
3	1:52.223	35.401	34.768	42.054	242.6	9:51:30.184
4	1:51.820	35.152	34.804	41.864	242.1	9:53:22.004
5	2:10.260	37.146	42.984	50.130	242.1	9:55:32.264
6	2:05.320 P	35.636	36.441	53.243	240.0	9:57:37.584



Alpine Mobility





Autodromo Int. do Algarve
Alpine Elf Cup Series
Qualifying - 2
Best Sectors Results

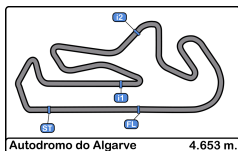


Sector - 1			Sector - 2			Sector - 3			Ideal Lap vs Best Lap						
Clas	Nº	Driver	Time	Nº	Driver	Time	Nº	Driver	Time	Clas	Nº	Driver	Ideal Lap	Best Lap	Clas
1	76	Pierre Sancinena	35.039	4	Léo Jousset	34.600	136	Enzo Geraci	41.864	1	136	Enzo Geraci	1:51.784	1:52.223	4
2	13	Enzo Geraci	35.152	38	Charles Roussanne	34.675	4	Léo Jousset	42.014	2	4	Léo Jousset	1:51.813	1:51.846	1
3	38	Charles Roussanne	35.182	16	Gaspard Simon	34.696	76	Pierre Sancinena	42.048	3	76	Pierre Sancinena	1:51.914	1:52.014	2
4	4	Léo Jousset	35.199	8	Lukas Papin	34.716	88	Tom Verdier	42.184	4	38	Charles Roussanne	1:52.173	1:52.184	3
5	26	Sandro Perissoutti	35.230	136	Enzo Geraci	34.768	26	Sandro Perissoutti	42.216	5	88	Tom Verdier	1:52.273	1:52.273	5
6	85	Thibaut Bossy	35.239	88	Tom Verdier	34.816	8	Lukas Papin	42.290	6	8	Lukas Papin	1:52.347	1:52.363	6
7	88	Tom Verdier	35.273	76	Pierre Sancinena	34.827	38	Charles Roussanne	42.316	7	26	Sandro Perissoutti	1:52.377	1:52.674	7
8	8	Lukas Papin	35.341	85	Thibaut Bossy	34.901	16	Gaspard Simon	42.409	8	16	Gaspard Simon	1:52.517	1:52.726	9
9	72	Enzo Carvalhido	35.351	26	Sandro Perissoutti	34.931	85	Thibaut Bossy	42.539	9	85	Thibaut Bossy	1:52.679	1:52.689	8
10	16	Gaspard Simon	35.412	72	Enzo Carvalhido	35.011	72	Enzo Carvalhido	42.580	10	72	Enzo Carvalhido	1:52.942	1:53.068	10
11	36	Sami Dhahri	35.412	5	Anthony Jurado	35.028	128	Mattéo Nomblot	42.631	11	36	Sami Dhahri	1:53.363	1:53.363	11
12	2	Florian Coruble	35.535	9	Philippe Bourgois	35.088	63	Pierre-Laurent Figuiere	42.740	12	2	Florian Coruble	1:53.430	1:53.574	12
13	12	Mattéo Nomblot	35.577	36	Sami Dhahri	35.098	2	Florian Coruble	42.752	13	128	Mattéo Nomblot	1:53.441	1:53.595	13
14	5	Anthony Jurado	35.647	2	Florian Coruble	35.143	9	Philippe Bourgois	42.845	14	5	Anthony Jurado	1:53.675	1:54.173	14
15	63	Pierre-Laurent Figuiere	35.820	128	Mattéo Nomblot	35.233	36	Sami Dhahri	42.853	15	9	Philippe Bourgois	1:53.756	1:55.255	19
16	9	Philippe Bourgois	35.823	123	Frédéric De Brabant	35.242	123	Frédéric De Brabant	42.906	16	63	Pierre-Laurent Figuiere	1:53.862	1:54.177	15
17	12	Frédéric De Brabant	35.868	63	Pierre-Laurent Figuiere	35.302	5	Anthony Jurado	43.000	17	123	Frédéric De Brabant	1:54.016	1:54.237	16
18	17	Philippe Loriquer	36.066	46	Clément Berlié	35.539	172	Philippe Loriquer	43.133	18	46	Clément Berlié	1:54.816	1:54.974	18
19	23	Laurent Richard	36.077	172	Philippe Loriquer	35.669	46	Clément Berlié	43.187	19	172	Philippe Loriquer	1:54.868	1:54.911	17
20	46	Clément Berlié	36.090	23	Laurent Richard	35.696	77	Alain Jacono	43.290	20	23	Laurent Richard	1:55.092	1:56.362	21
21	77	Alain Jacono	36.430	77	Alain Jacono	35.866	23	Laurent Richard	43.319	21	77	Alain Jacono	1:55.586	1:55.645	20



Alpine Mobility





Autodromo Int. do Algarve
Alpine Elf Cup Series
Qualifying - 2
Best 5 Lap Times



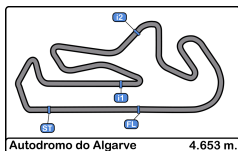
Autodromo do Algarve 4.653 m.

Cls	N°	Driver	Nat	Cat	Cls	Team	Nat	Level	Best 1		Best 2		Best 3		Best 4		Best 5	
									Time	Lap	Time	Lap	Time	Lap	Time	Lap	Time	Lap
1	4	Léo Jousset	FRA	JUN	1	RACE CARS	FRA	Inter C	1:51.846	3	1:53.396	7	1:53.698	2	2:03.800	8		
2	76	Pierre Sancinena	FRA	PRO	1	RACE CARS	FRA	Inter C	1:52.014	3	1:52.578	4	1:53.068	5	1:53.534	2	1:58.692	6
3	38	Charles Roussanne	FRA	JUN	2	VPS RACING	FRA	Inter D	1:52.184	6	1:52.572	8	1:52.904	5	1:53.066	7	1:54.345	2
4	136	Enzo Geraci	FRA	JUN	3	CHAZEL TECHNOLOGIE	FRA	Inter C	1:52.223	3	1:55.538	2	2:05.320	6				
5	88	Tom Verdier	FRA	JUN	4	CHAZEL TECHNOLOGIE	FRA	Inter C	1:52.273	3	1:53.638	6	1:54.542	2	2:15.675	7		
6	8	Lukas Papin	FRA	JUN	5	SCHUMACHER CLRT	FRA	Inter D	1:52.363	5	1:52.771	4	1:54.507	6	1:59.301	7	2:01.856	2
7	26	Sandro Perissoutti	FRA	CHA	1	CODE RACING	FRA	NCC	1:52.674	3	1:53.109	4	1:53.165	5	1:53.283	7	1:53.566	2
8	85	Thibaut Bossy	FRA	CHA	2	HERRERO RACING	FRA	Inter C	1:52.689	3	1:52.966	5	1:52.991	7	1:53.746	2	1:54.705	4
9	16	Gaspard Simon	FRA	JUN	6	SCHUMACHER CLRT	FRA	Inter C	1:52.726	4	1:52.826	3	1:52.983	10	1:53.821	2	1:59.865	5
10	72	Enzo Carvalho	FRA	JUN	7	SPORT AUTO RACING	FRA	Inter C	1:53.068	4	1:53.107	8	1:53.373	5	1:53.514	3	1:53.621	10
11	36	Sami Dhahri	FRA	JUN	8	VPS RACING	FRA	Inter C	1:53.363	7	1:54.719	8	1:55.334	2	1:56.606	5	2:04.177	9
12	2	Florian Coruble	FRA	CHA	3	CHAZEL TECHNOLOGIE	FRA	Inter C	1:53.574	6	1:55.923	7	1:56.084	4	1:56.179	2	1:56.746	5
13	128	Mattéo Nombrot	FRA	JUN	9	CHAZEL TECHNOLOGIE	FRA	Inter C	1:53.595	4	1:53.850	3	1:56.250	2	2:01.350	7	2:05.158	5
14	5	Anthony Jurado	FRA	PRO	2	CODE RACING	FRA	NCC	1:54.173	9	1:54.415	6	2:31.707	10				
15	63	Pierre-Laurent Figuiere	FRA	CHA	4	CHAZEL TECHNOLOGIE	FRA	Inter C	1:54.177	5	1:54.564	3	1:54.833	4	1:59.626	2	2:00.587	6
16	123	Frédéric De Brabant	FRA	GEN	1	CHAZEL TECHNOLOGIE	FRA	NCC	1:54.237	5	1:54.689	4	1:54.868	3	2:05.029	2	2:21.665	6
17	172	Philippe Loriquer	FRA	GEN	2	CHAZEL TECHNOLOGIE	FRA	NCC	1:54.911	10	1:55.105	7	1:55.407	5	1:55.567	6	1:55.894	9
18	46	Clément Berlié	FRA	CHA	5	VPS RACING	FRA	NCC	1:54.974	4	1:55.234	3	1:56.159	8	1:56.658	7	1:56.714	2
19	9	Philippe Bourgois	BEL	GEN	3	RACE CARS	BEL	Inter C	1:55.255	5	1:57.657	2	2:04.423	7	2:10.394	6		
20	77	Alain Jacono	FRA	GEN	4	CHAZEL TECHNOLOGIE	FRA	NCC	1:55.645	5	1:56.503	4	1:57.803	9	1:58.548	3	2:04.319	8
21	23	Laurent Richard	FRA	GEN	5	HERRERO RACING	FRA	Inter C	1:56.362	8	2:09.579	5	2:20.050	9	3:11.152	6		



Alpine Mobility





Autodromo Int. do Algarve
Alpine Elf Cup Series
Qualifying - 2
Best 5 Top Speeds



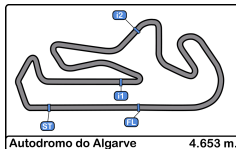
Autodromo do Algarve 4.653 m.

Clas	Nº	Driver	Nat	Cat	Cls	Team	Nat	Level	Top 1		Top 2		Top 3		Top 4		Top 5		Avg
									Km/h	Lap	Km/h	Lap	Km/h	Lap	Km/h	Lap	Km/h	Lap	
1	5	Anthony Jurado		PRO	1	CODE RACING		NCC	246.0	2	238.4	3	237.8	7	237.3	9	235.2	8	238.9
2	9	Philippe Bourgois		GEN	1	RACE CARS		Inter C	244.3	3	244.3	4	242.6	2	238.9	5	236.3	7	241.3
3	26	Sandro Perissoutti		CHA	1	CODE RACING		NCC	243.7	3	243.2	4	242.6	2	240.5	6	236.8	5	241.4
4	85	Thibaut Bossy		CHA	2	HERRERO RACING		Inter C	243.7	2	243.2	3	241.6	6	241.6	8	241.0	4	242.2
5	136	Enzo Geraci		JUN	1	CHAZEL TECHNOLOGIE		Inter C	242.6	3	242.1	2	242.1	4	242.1	5	240.0	6	241.8
6	72	Enzo Carvalhido		JUN	2	SPORT AUTO RACING		Inter C	242.1	9	239.4	10	237.8	7	237.3	4	236.8	3	238.7
7	76	Pierre Sancinena		PRO	2	RACE CARS		Inter C	242.1	3	241.0	4	241.0	5	240.5	2	237.8	6	240.5
8	4	Léo Jousset		JUN	3	RACE CARS		Inter C	241.6	4	241.6	5	239.4	3	239.4	7	238.9	6	240.2
9	16	Gaspard Simon		JUN	4	SCHUMACHER CLRT		Inter C	239.4	3	237.8	7	237.3	2	237.3	4	237.3	5	237.8
10	23	Laurent Richard		GEN	2	HERRERO RACING		Inter C	239.4	5	238.9	3	238.4	4	236.8	7	236.3	2	237.9
11	63	Pierre-Laurent Figuiere		CHA	3	CHAZEL TECHNOLOGIE		Inter C	239.4	4	239.4	5	238.4	3	237.3	6	235.2	8	238.0
12	172	Philippe Loriquer		GEN	3	CHAZEL TECHNOLOGIE		NCC	239.4	4	236.3	3	236.3	5	236.3	9	235.2	7	236.7
13	2	Florian Coruble		CHA	4	CHAZEL TECHNOLOGIE		Inter C	238.9	5	238.9	6	237.3	2	236.8	3	236.8	4	237.7
14	88	Tom Verdier		JUN	5	CHAZEL TECHNOLOGIE		Inter C	238.9	4	238.9	5	238.4	2	238.4	3	237.3	6	238.4
15	36	Sami Dhahri		JUN	6	VPS RACING		Inter C	238.4	8	237.3	7	237.3	9	236.8	5	236.3	2	237.2
16	128	Mattéo Nomblot		JUN	7	CHAZEL TECHNOLOGIE		Inter C	238.4	3	237.8	2	237.3	4	235.2	9	234.7	5	236.7
17	38	Charles Roussanne		JUN	8	VPS RACING		Inter D	237.8	8	237.3	3	237.3	5	237.3	9	236.8	2	237.3
18	123	Frédéric De Brabant		GEN	4	CHAZEL TECHNOLOGIE		NCC	237.3	6	235.8	5	234.7	4	232.7	3	212.1	2	230.5
19	8	Lukas Papin		JUN	9	SCHUMACHER CLRT		Inter D	236.8	4	236.8	6	236.3	3	236.3	5	236.3	8	236.5
20	46	Clément Berlié		CHA	5	VPS RACING		NCC	236.3	3	235.8	2	234.7	4	234.2	5	232.7	6	234.7
21	77	Alain Jacono		GEN	5	CHAZEL TECHNOLOGIE		NCC	236.3	9	233.7	5	233.2	4	232.2	8	231.7	3	233.4



Alpine Mobility





Autodromo Int. do Algarve
 Alpine Elf Cup Series
 Qualifying - 2
 Fastest Laps Sequence

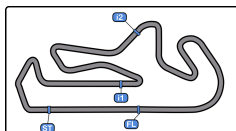


Lap	Time of Day	Session Time	Nº Driver	Nat	Cat	Team	Nat	Level	Time	Km/h
2	9:45:59.318	3:59.318	38 Charles Roussanne		JUN	VPS RACING		Inter D	1:54.345	146.4
2	9:46:05.067	4:05.067	16 Gaspard Simon		JUN	SCHUMACHER CLRT		Inter C	1:53.821	147.1
3	9:47:57.893	5:57.893	16 Gaspard Simon		JUN	SCHUMACHER CLRT		Inter C	1:52.826	148.4
4	9:49:50.619	7:50.619	16 Gaspard Simon		JUN	SCHUMACHER CLRT		Inter C	1:52.726	148.5
3	9:51:13.007	9:13.007	88 Tom Verdier		JUN	HAZEL TECHNOLOGIE		Inter C	1:52.273	149.1
3	9:51:23.052	9:23.052	4 Léo Jousset		JUN	RACE CARS		Inter C	1:51.846	149.7



Alpine Mobility





Autodromo do Algarve 4.653 m.

Autodromo Int. do Algarve Alpine Elf Cup Series Qualifying - 2



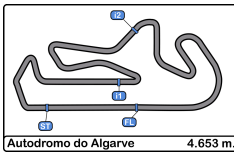
Event Best Maximum Speed

N°	Driver	Nat	Cat	Clas	Team	Nat	Level	Km/h	Session
5	Anthony Jurado		PRO	1	CODE RACING		NCC	246.0	Free Practice - 2
9	Philippe Bourgois		GEN	1	RACE CARS		Inter C	244.3	Qualifying - 2
85	Thibaut Bossy		CHA	1	HERRERO RACING		Inter C	243.7	Qualifying - 2
26	Sandro Perissoutti		CHA	2	CODE RACING		NCC	243.7	Qualifying - 2
136	Enzo Geraci		JUN	1	HAZEL TECHNOLOGIE		Inter C	243.2	Free Practice - 2
38	Charles Roussanne		JUN	2	VPS RACING		Inter D	243.2	Free Practice - 2
4	Léo Jousset		JUN	3	RACE CARS		Inter C	242.6	Race - 1
76	Pierre Sancinena		PRO	2	RACE CARS		Inter C	242.1	Free Practice - 2
46	Clément Berlié		CHA	3	VPS RACING		NCC	242.1	Free Practice - 2
72	Enzo Carvalhido		JUN	4	SPORT AUTO RACING		Inter C	242.1	Qualifying - 2
36	Sami Dhahri		JUN	5	VPS RACING		Inter C	241.6	Free Practice - 2
2	Florian Coruble		CHA	4	HAZEL TECHNOLOGIE		Inter C	241.6	Race - 1
88	Tom Verdier		JUN	6	HAZEL TECHNOLOGIE		Inter C	241.0	Race - 1
8	Lukas Papin		JUN	7	SCHUMACHER CLRT		Inter D	241.0	Race - 1
16	Gaspard Simon		JUN	8	SCHUMACHER CLRT		Inter C	241.0	Race - 1
172	Philippe Loriquer		GEN	2	HAZEL TECHNOLOGIE		NCC	240.5	Free Practice - 2
128	Mattéo Nomblot		JUN	9	HAZEL TECHNOLOGIE		Inter C	240.0	Race - 1
63	Pierre-Laurent Figuiere		CHA	5	HAZEL TECHNOLOGIE		Inter C	239.4	Qualifying - 2
23	Laurent Richard		GEN	3	HERRERO RACING		Inter C	239.4	Qualifying - 2
123	Frédéric De Brabant		GEN	4	HAZEL TECHNOLOGIE		NCC	238.9	Race - 1
77	Alain Jacono		GEN	5	HAZEL TECHNOLOGIE		NCC	237.8	Free Practice - 2



Alpine Mobility





Autodromo Int. do Algarve
Alpine Elf Cup Series
Qualifying - 2
Pit Stop Analysis



16 Gaspard Simon Inter C

JUN SCHUMACHER CLRT

N°	In Day Time	In Time	Out Time	Pit Time	T. Pit Time	Handicap	Diff.
1	9:51:45.372	9:51:45.372	9:53:38.628	1:53.256	1:53.256		

23 Laurent Richard Inter C

GEN HERRERO RACING

N°	In Day Time	In Time	Out Time	Pit Time	T. Pit Time	Handicap	Diff.
1	9:52:13.025	9:52:13.025	9:53:33.972	1:20.947	1:20.947		

36 Sami Dhahri Inter C

JUN VPS RACING

N°	In Day Time	In Time	Out Time	Pit Time	T. Pit Time	Handicap	Diff.
1	9:48:01.179	9:48:01.179	9:51:12.320	3:11.141	3:11.141		

38 Charles Roussanne Inter D

JUN VPS RACING

N°	In Day Time	In Time	Out Time	Pit Time	T. Pit Time	Handicap	Diff.
1	9:47:56.591	9:47:56.591	9:50:24.577	2:27.986	2:27.986		

77 Alain Jacono NCC

GEN CHAZEL TECHNOLOGIE COURSE

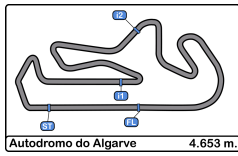
N°	In Day Time	In Time	Out Time	Pit Time	T. Pit Time	Handicap	Diff.
1	9:54:45.818	9:54:45.818	9:56:33.227	1:47.409	1:47.409		

123 Frédéric De Brabant NCC

GEN CHAZEL TECHNOLOGIE COURSE

N°	In Day Time	In Time	Out Time	Pit Time	T. Pit Time	Handicap	Diff.
1	9:54:50.161	9:54:50.161	9:58:14.822	3:24.661	3:24.661		

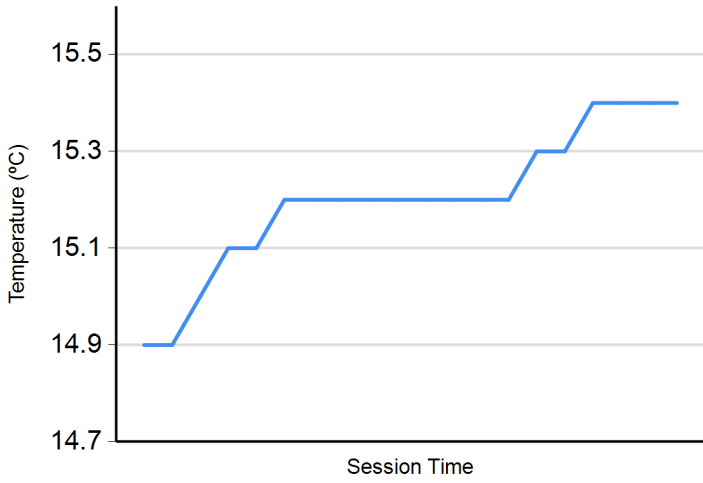




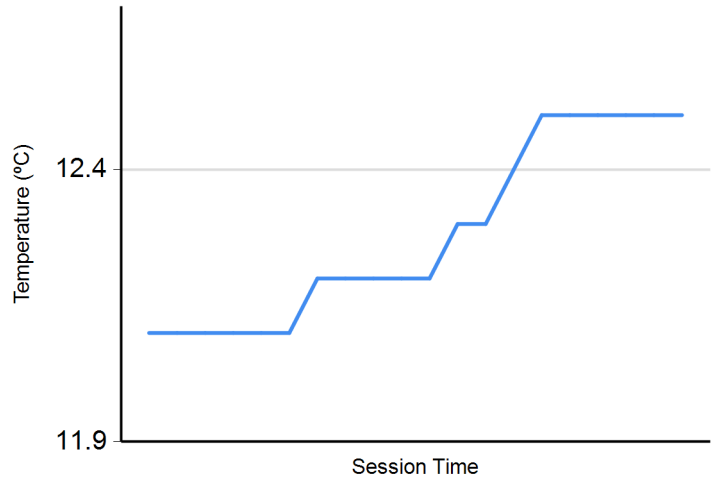
Autodromo Int. do Algarve
Alpine Elf Cup Series
Qualifying - 2
Weather Report



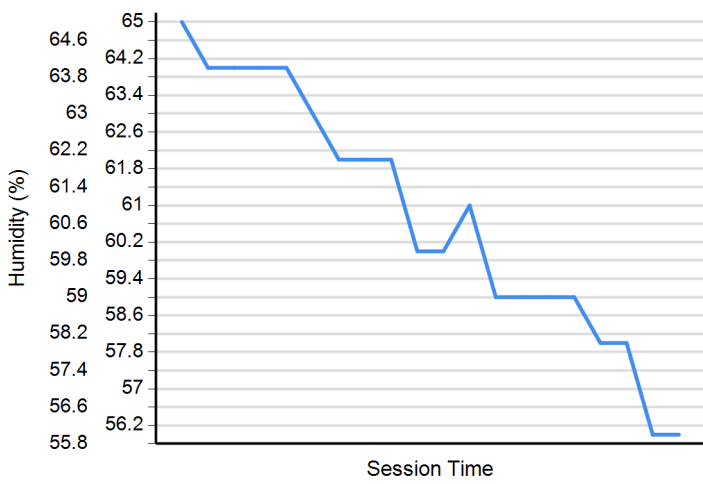
Air Temperature



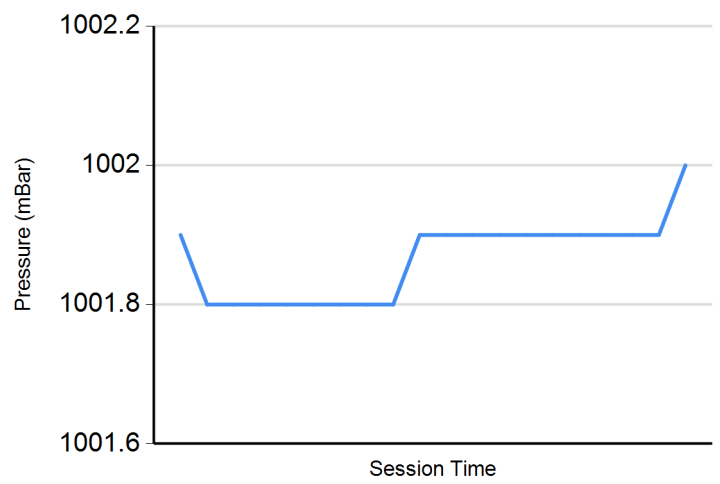
Track Temperature



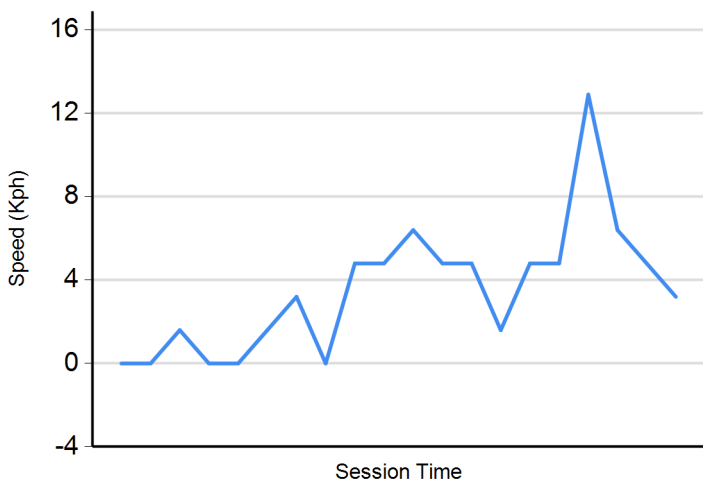
Humidity



Pressure



Wind Speed



Wind direction

