

Autodromo do Algarve 4.653 m.

Autodromo Int. do Algarve

Alpine Elf Cup Series

Private test

Provisional Results

Clas	Nº	Driver	Nat	Cat	Clas	Team	Nat	Level	Laps	Best	Time	Gap	Interval	Km/h
1	4	Léo Jousset		JUN	1	RACE CARS		Inter C	26	21	1:53.302			147.8
2	16	Gaspard Simon		JUN	2	SCHUMACHER CLRT		Inter C	24	22	1:53.447	0.145	0.145	147.6
3	76	Pierre Sancinena		PRO	1	RACE CARS		Inter C	22	15	1:53.629	0.327	0.182	147.4
4	8	Lukas Papin		JUN	3	SCHUMACHER CLRT		Inter D	25	24	1:53.881	0.579	0.252	147.0
5	85	Thibaut Bossy		CHA	1	HERRERO RACING		Inter C	22	18	1:53.889	0.587	0.008	147.0
6	136	Enzo Geraci		JUN	4	HAZEL TECHNOLOGIE		Inter C	25	6	1:54.136	0.834	0.247	146.7
7	26	Sandro Perissoutti		CHA	2	CODE RACING		NCC	22	21	1:54.546	1.244	0.410	146.2
8	88	Tom Verdier		JUN	5	HAZEL TECHNOLOGIE		Inter C	23	17	1:54.699	1.397	0.153	146.0
9	2	Florian Coruble		CHA	3	HAZEL TECHNOLOGIE		Inter C	21	8	1:54.735	1.433	0.036	145.9
10	128	Mattéo Nombrot		JUN	6	HAZEL TECHNOLOGIE		Inter C	24	12	1:54.921	1.619	0.186	145.7
11	9	Philippe Bourgois		GEN	1	RACE CARS		Inter C	24	17	1:55.045	1.743	0.124	145.6
12	38	Charles Roussanne		JUN	7	VPS RACING		Inter D	6	4	1:55.193	1.891	0.148	145.4
13	72	Enzo Carvalhido		JUN	8	SPORT AUTO RACING		Inter C	26	20	1:55.256	1.954	0.063	145.3
14	36	Sami Dhahri		JUN	9	VPS RACING		Inter C	24	23	1:55.268	1.966	0.012	145.3
15	23	Laurent Richard		GEN	2	HERRERO RACING		Inter C	22	19	1:55.329	2.027	0.061	145.2
16	123	Frédéric De Brabant		GEN	3	HAZEL TECHNOLOGIE		NCC	24	20	1:56.325	3.023	0.996	144.0
17	63	Pierre-Laurent Figuiere		CHA	4	HAZEL TECHNOLOGIE		Inter C	27	8	1:56.417	3.115	0.092	143.8
18	172	Philippe Loriguer		GEN	4	HAZEL TECHNOLOGIE		NCC	22	19	1:56.874	3.572	0.457	143.3
19	77	Alain Jacono		GEN	5	HAZEL TECHNOLOGIE		NCC	11	10	1:57.263	3.961	0.389	142.8
20	46	Clément Berlié		CHA	5	VPS RACING		NCC	24	11	1:57.745	4.443	0.482	142.2

Published at:.....

Track Temp: 28.4 °C Air Temp: 18.4 °C Humidity: 59 % Track Status: DRY

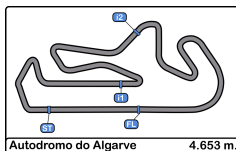
Race Director:

Timekeeper:



Alpine Mobility





Autodromo Int. do Algarve
Alpine Elf Cup Series
Private test
Provisional Results by Category

PRO														
Clas	Nº	Driver	Nat	Cat	Clas	Team	Nat	Level	Laps	Best	Time	Gap	Interval	Km/h
1	76	Pierre Sancinena		PRO	1	RACE CARS		Inter C	22	15	1:53.629			147.4

CHA														
Clas	Nº	Driver	Nat	Cat	Clas	Team	Nat	Level	Laps	Best	Time	Gap	Interval	Km/h
1	85	Thibaut Bossy		CHA	1	HERRERO RACING		Inter C	22	18	1:53.889			147.0
2	26	Sandro Perissoutti		CHA	2	CODE RACING		NCC	22	21	1:54.546	0.657	0.657	146.2
3	2	Florian Coruble		CHA	3	HAZEL TECHNOLOGIE		Inter C	21	8	1:54.735	0.846	0.189	145.9
4	63	Pierre-Laurent Figuiere		CHA	4	HAZEL TECHNOLOGIE		Inter C	27	8	1:56.417	2.528	1.682	143.8
5	46	Clément Berlié		CHA	5	VPS RACING		NCC	24	11	1:57.745	3.856	1.328	142.2

JUN														
Clas	Nº	Driver	Nat	Cat	Clas	Team	Nat	Level	Laps	Best	Time	Gap	Interval	Km/h
1	4	Léo Jousset		JUN	1	RACE CARS		Inter C	26	21	1:53.302			147.8
2	16	Gaspard Simon		JUN	2	SCHUMACHER CLRT		Inter C	24	22	1:53.447	0.145	0.145	147.6
3	8	Lukas Papin		JUN	3	SCHUMACHER CLRT		Inter D	25	24	1:53.881	0.579	0.434	147.0
4	136	Enzo Geraci		JUN	4	HAZEL TECHNOLOGIE		Inter C	25	6	1:54.136	0.834	0.255	146.7
5	88	Tom Verdier		JUN	5	HAZEL TECHNOLOGIE		Inter C	23	17	1:54.699	1.397	0.563	146.0
6	128	Mattéo Nomblot		JUN	6	HAZEL TECHNOLOGIE		Inter C	24	12	1:54.921	1.619	0.222	145.7
7	38	Charles Roussanne		JUN	7	VPS RACING		Inter D	6	4	1:55.193	1.891	0.272	145.4
8	72	Enzo Carvalhido		JUN	8	SPORT AUTO RACING		Inter C	26	20	1:55.256	1.954	0.063	145.3
9	36	Sami Dhahri		JUN	9	VPS RACING		Inter C	24	23	1:55.268	1.966	0.012	145.3

GEN														
Clas	Nº	Driver	Nat	Cat	Clas	Team	Nat	Level	Laps	Best	Time	Gap	Interval	Km/h
1	9	Philippe Bourgois		GEN	1	RACE CARS		Inter C	24	17	1:55.045			145.6
2	23	Laurent Richard		GEN	2	HERRERO RACING		Inter C	22	19	1:55.329	0.284	0.284	145.2
3	123	Frédéric De Brabant		GEN	3	HAZEL TECHNOLOGIE		NCC	24	20	1:56.325	1.280	0.996	144.0
4	172	Philippe Loriquer		GEN	4	HAZEL TECHNOLOGIE		NCC	22	19	1:56.874	1.829	0.549	143.3
5	77	Alain Jacono		GEN	5	HAZEL TECHNOLOGIE		NCC	11	10	1:57.263	2.218	0.389	142.8

Published at:.....

Track Temp: 28.4 °C Air Temp: 18.4 °C Humidity: 59 % Track Status: DRY

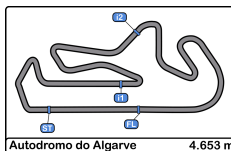
Race Director:

Timekeeper:



Alpine Mobility





Autodromo Int. do Algarve
Alpine Elf Cup Series
Private test
Lap Analysis

2 Florian Coruble Inter C **8** Lukas Papin Inter D

CHA							CHAZEL TECHNOLOGIE						JUN		SCHUMACHER CLRT			
Lap	D	Time	Sector 1	Sector 2	Sector 3	T. Spd	Elapsed	Lap	D	Time	Sector 1	Sector 2	Sector 3	T. Spd	Elapsed			
1		16:42:48.757	16:41:22.714	40.456	45.587		16:42:48.757	1		16:42:37.620	16:41:11.801	39.683	46.136		16:42:37.620			
2		1:59.932	38.826	37.274	43.832	227.3	16:44:48.689	2		2:01.126	38.447	38.115	44.564	228.8	16:44:38.746			
3		1:57.934	37.485	36.675	43.774	234.7	16:46:46.623	3		2:00.198	37.534	38.292	44.372	230.2	16:46:38.944			
4		1:56.192	36.427	36.320	43.445	233.7	16:48:42.815	4		1:57.080	36.833	36.346	43.901	228.8	16:48:36.024			
5		1:57.017	36.558	36.309	44.150	233.7	16:50:39.832	5		1:55.598	36.335	35.552	43.711	228.3	16:50:31.622			
6		1:54.960	36.233	35.524	43.203	230.2	16:52:34.792	6		1:55.166	36.082	35.610	43.474	227.8	16:52:26.788			
7		1:54.936	35.952	35.676	43.308	233.7	16:54:29.728	7		1:56.719	37.885	35.420	43.414	229.2	16:54:23.507			
8		1:54.735	36.020	35.482	43.233	230.7	16:56:24.463	8		1:55.133	36.045	35.579	43.509	229.2	16:56:18.640			
9		1:56.337	35.949	35.441	44.947	231.7	16:58:20.800	9		2:05.360 P	36.179	35.855	53.326	234.2	16:58:24.000			
10		2:16.587 P	38.090	38.606	59.891	227.3	17:00:37.387	10		4:31.106	3:11.036	36.414	43.656		17:02:55.106			
11		5:59.832	4:37.198	38.168	44.466		17:06:37.219	11		1:55.152	36.349	35.365	43.438	228.8	17:04:50.258			
12		1:55.182	36.321	35.626	43.235	228.3	17:08:32.401	12		1:54.667	36.014	35.420	43.233	228.3	17:06:44.925			
13		1:56.406	36.216	35.316	44.874	228.8	17:10:28.807	13		1:54.551	35.881	35.415	43.255	231.2	17:08:39.476			
14		1:55.148	36.245	35.598	43.305	229.2	17:12:23.955	14		1:58.414	36.417	37.789	44.208	232.2	17:10:37.890			
15		2:06.529 P	36.149	35.432	54.948	227.3	17:14:30.484	15		1:55.149	36.275	35.515	43.359	227.3	17:12:33.039			
16		8:45.374	7:24.820	36.429	44.125		17:23:15.858	16		1:55.063	36.299	35.476	43.288	227.8	17:14:28.102			
17		1:56.790	36.159	35.982	44.649	229.2	17:25:12.648	17		1:55.613	36.445	35.718	43.450	229.2	17:16:23.715			
18		1:55.151	36.275	35.541	43.335	229.2	17:27:07.799	18		2:01.710 P	36.098	35.182	50.430	228.3	17:18:25.425			
19		1:56.446	35.998	35.811	44.637	230.7	17:29:04.245	19		8:15.183	6:55.266	36.458	43.459		17:26:40.608			
20		1:55.015	35.909	35.688	43.418	231.7	17:30:59.260	20		1:56.059	37.037	35.616	43.406	229.2	17:28:36.667			
21		2:14.108 P	36.096	37.841	1:00.171	228.8	17:33:13.368	21		1:53.896	35.793	35.206	42.897	233.7	17:30:30.563			

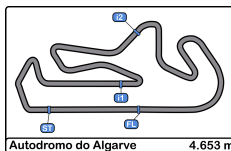
4 Léo Jousset Inter C

JUN							RACE CARS CONSULTING					
Lap	D	Time	Sector 1	Sector 2	Sector 3	T. Spd	Elapsed					
1		16:42:23.637	16:41:00.601	38.836	44.200		16:42:23.637					
2		1:57.997	36.712	36.456	44.829	233.2	16:44:21.634					
3		1:55.183	36.516	35.759	42.908	234.7	16:46:16.817					
4		1:54.191	35.904	35.291	42.996	233.7	16:48:11.008					
5		2:05.927 P	35.819	35.472	54.636	236.3	16:50:16.935					
6		4:15.710	2:51.622	40.422	43.666		16:54:32.645					
7		1:54.232	36.036	35.389	42.807	232.2	16:56:26.877					
8		1:53.729	35.931	35.098	42.700	233.7	16:58:20.606					
9		1:54.718	35.833	35.197	43.688	232.7	17:00:15.324					
10		1:54.600	36.138	35.287	43.175	225.9	17:02:09.924					
11		2:05.669 P	36.527	35.718	53.424	230.2	17:04:15.593					
12		4:11.896	2:50.316	37.901	43.679		17:08:27.489					
13		1:54.659	36.080	35.569	43.010	231.2	17:10:22.148					
14		1:53.809	35.750	35.259	42.800	232.2	17:12:15.957					
15		1:54.037	35.983	35.213	42.841	231.2	17:14:09.994					
16		2:03.918 P	35.816	35.237	52.865	231.2	17:16:13.912					
17		4:46.294	3:26.086	36.710	43.498		17:21:00.206					
18		1:54.129	35.987	35.302	42.840	227.3	17:22:54.335					
19		1:53.367	35.671	35.292	42.404	231.2	17:24:47.702					
20		1:54.058	35.519	35.330	43.209	231.2	17:26:41.760					
21		1:53.302	35.597	35.139	42.566	234.7	17:28:35.062					
22		1:53.436	35.342	35.148	42.946	237.3	17:30:28.498					
23		1:54.206	35.436	35.666	43.104	233.7	17:32:22.704					
24		1:53.751	35.757	35.124	42.870	229.2	17:34:16.455					
25		1:54.264	35.892	35.102	43.270	229.7	17:36:10.719					
26		2:04.384 P	36.382	35.359	52.643	227.8	17:38:15.103					

9 Philippe Bourgois Inter C

GEN							RACE CARS CONSULTING					
Lap	D	Time	Sector 1	Sector 2	Sector 3	T. Spd	Elapsed					
1		16:42:50.620	16:41:25.387	38.706	46.527		16:42:50.620					
2		1:59.215	38.169	36.852	44.194	230.7	16:44:49.835					
3		1:58.088	37.928	36.224	43.936	233.7	16:46:47.923					
4		1:57.065	36.825	35.972	44.268	234.2	16:48:44.988					
5		1:57.136	36.325	36.286	44.525	234.2	16:50:42.124					
6		1:55.816	36.273	35.750	43.793	232.7	16:52:37.940					
7		2:10.328 P	36.185	36.003	58.140	234.2	16:54:48.268					
8		6:20.416	5:00.939	35.479	43.998		17:01:08.684					
9		1:55.450	36.180	35.467	43.803	229.7	17:03:04.134					
10		1:56.370	36.639	36.002	43.729	231.2	17:05:00.504					
11		1:55.638	36.621	35.497	43.520	230.7	17:06:56.142					
12		2:11.905 P	36.532	35.762	59.611	230.7	17:09:08.047					
13		7:31.343	6:09.634	37.147	44.562		17:16:39.390					
14		1:56.767	37.127	35.709	43.931	227.8	17:18:36.157					
15		1:56.028	36.565	35.862	43.601	228.3	17:20:32.185					
16		1:55.272	36.420	35.513	43.339	231.2	17:22:27.457					
17		1:55.045	36.240	35.556	43.249	229.2	17:24:22.502					
18		1:55.368	36.154	35.244	43.970	231.2	17:26:17.870					
19		1:55.118	36.435	35.457	43.226	227.3	17:28:12.988					
20		1:55.711	36.143	35.583	43.985	230.2	17:30:08.699					
21		1:55.102	36.111	35.408	43.583	231.7	17:32:03.801					
22		1:57.412	37.538	36.165	43.709	228.8	17:34:01.213					
23		1:55.504	36.178	35.583	43.743	229.2	17:35:56.717					
24		2:08.096 P	38.690	35.810	53.596	189.8	17:38:04.813					





Autodromo Int. do Algarve
Alpine Elf Cup Series
 Private test
Lap Analysis

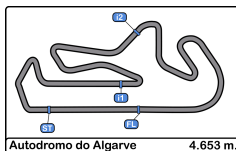
16 Gaspard Simon Inter C **26** Sandro Perissoutti NCC

JUN SCHUMACHER CLRT							CHA			CODE RACING DEVELOPMENT					
Lap	D	Time	Sector 1	Sector 2	Sector 3	T. Spd	Elapsed	Lap	D	Time	Sector 1	Sector 2	Sector 3	T. Spd	Elapsed
1		16:42:49.073	16:41:23.163	40.434	45.476		16:42:49.073	1		16:42:46.216	16:41:19.406	40.302	46.508		16:42:46.216
2		1:59.159	37.758	36.677	44.724	231.7	16:44:48.232	2		2:00.758	38.502	37.360	44.896	223.6	16:44:46.974
3		1:57.493	37.352	36.474	43.667	227.8	16:46:45.725	3		1:56.940	36.783	36.423	43.734	227.3	16:46:43.914
4		1:56.232	36.383	36.336	43.513	231.2	16:48:41.957	4		1:56.560	36.811	36.010	43.739	231.2	16:48:40.474
5		1:55.549	36.245	35.663	43.641	232.2	16:50:37.506	5		1:56.877	36.663	36.081	44.133	231.7	16:50:37.351
6		1:55.054	36.224	35.557	43.273	230.7	16:52:32.560	6		1:56.136	36.714	35.841	43.581	220.4	16:52:33.487
7		1:54.492	35.821	35.233	43.438	229.2	16:54:27.052	7		2:11.248 P	36.228	35.772	59.248	232.2	16:54:44.735
8		1:54.942	35.983	35.448	43.511	230.2	16:56:21.994	8		5:42.567	4:22.845	35.917	43.805		17:00:27.302
9		1:54.774	35.760	35.264	43.750	230.7	16:58:16.768	9		1:56.242	36.581	36.063	43.598	225.4	17:02:23.544
10		2:02.200 P	35.720	35.812	50.668	228.8	17:00:18.968	10		1:55.628	36.295	35.640	43.693	227.3	17:04:19.172
11		7:06.452	5:44.739	37.302	44.411		17:07:25.420	11		1:55.145	36.361	35.468	43.316	229.2	17:06:14.317
12		1:54.956	36.098	35.721	43.137	229.2	17:09:20.376	12		1:55.247	36.220	35.586	43.441	228.8	17:08:09.564
13		1:55.017	35.846	35.626	43.545	229.7	17:11:15.393	13		1:55.735	36.465	35.674	43.596	227.8	17:10:05.299
14		1:54.893	36.090	35.401	43.402	229.2	17:13:10.286	14		2:03.178 P	36.114	35.526	51.538	227.8	17:12:08.477
15		1:54.362	35.912	35.299	43.151	229.7	17:15:04.648	15		9:08.558	7:46.599	37.917	44.042		17:21:17.035
16		1:58.270	37.241	37.058	43.971	231.2	17:17:02.918	16		1:55.773	36.571	35.762	43.440	225.4	17:23:12.808
17		1:54.422	35.920	35.254	43.248	227.8	17:18:57.340	17		1:54.753	36.189	35.313	43.251	227.3	17:25:07.561
18		2:02.454 P	36.102	35.700	50.652	229.2	17:20:59.794	18		1:55.058	36.098	35.289	43.671	229.2	17:27:02.619
19		7:40.432	6:17.429	38.580	44.423		17:28:40.226	19		1:54.567	36.049	35.191	43.327	227.8	17:28:57.186
20		1:53.583	35.637	35.319	42.627	232.2	17:30:33.809	20		1:54.586	36.031	35.487	43.068	230.2	17:30:51.772
21		1:54.091	35.693	35.437	42.961	234.7	17:32:27.900	21		1:54.546	36.065	35.101	43.380	228.8	17:32:46.318
22		1:53.447	35.560	35.104	42.783	232.7	17:34:21.347	22		2:21.754 P	42.228	41.977	57.549	226.8	17:35:08.072
23		1:54.087	35.462		2:36.870	233.7	17:36:15.434								
24		2:01.579 P	35.688	35.233	50.658	231.7	17:38:17.013								

23 Laurent Richard Inter C **36** Sami Dhahri Inter C

GEN HERRERO RACING							JUN VPS RACING								
Lap	D	Time	Sector 1	Sector 2	Sector 3	T. Spd	Elapsed	Lap	D	Time	Sector 1	Sector 2	Sector 3	T. Spd	Elapsed
1		16:42:33.873	16:41:09.775	38.384	45.714		16:42:33.873	1		16:42:15.297	16:40:45.754	41.908	47.635		16:42:15.297
2		2:03.070	38.828	38.077	46.165	225.9	16:44:36.943	2		2:06.081	39.086	41.397	45.598	222.6	16:44:21.378
3		2:05.176	38.862	39.038	47.276	229.7	16:46:42.119	3		2:01.681	38.125	38.623	44.933	221.7	16:46:23.059
4		2:00.580	39.088	36.852	44.640	228.8	16:48:42.699	4		1:59.953	36.886	37.419	45.648	227.3	16:48:23.012
5		2:00.219	37.417	37.187	45.615	223.1	16:50:42.918	5		1:57.863	37.096	36.574	44.193	229.2	16:50:20.875
6		1:58.310	37.192	36.848	44.270	231.2	16:52:41.228	6		1:58.461	37.109	36.914	44.438	232.2	16:52:19.336
7		1:57.965	36.875	36.608	44.482	229.2	16:54:39.193	7		1:59.975	37.601	37.594	44.780	230.2	16:54:19.311
8		2:09.675 P	36.857	36.562	56.256	229.7	16:56:48.868	8		1:57.032	36.425	36.581	44.026	226.8	16:56:16.343
9		5:40.649	4:17.179	38.583	44.887		17:02:29.517	9		2:12.026 P	36.701	38.624	56.701	228.8	16:58:28.369
10		1:58.243	37.817	36.689	43.737	225.9	17:04:27.760	10		6:38.599	5:14.599	38.581	45.419		17:05:06.968
11		1:56.975	36.839	36.374	43.762	225.4	17:06:24.735	11		1:58.483	36.971	36.960	44.552	226.8	17:07:05.451
12		1:57.722	36.605	36.184	44.933	228.8	17:08:22.457	12		1:56.993	36.332	36.662	43.999	227.3	17:09:02.444
13		1:57.112	36.450	36.453	44.209	229.7	17:10:19.569	13		1:56.499	36.515	36.150	43.834	227.3	17:10:58.943
14		1:56.227	36.437	35.970	43.820	228.8	17:12:15.796	14		3:00.019	1:35.656	39.004	45.359	227.8	17:13:58.962
15		2:17.578 P	38.563	38.779	1:00.236	224.5	17:14:33.374	15		1:58.561	37.099	37.046	44.416	226.4	17:15:57.523
16		9:13.432	7:52.498	36.573	44.361		17:23:46.806	16		1:57.229	36.545	36.565	44.119	226.8	17:17:54.752
17		1:57.813	36.726	37.072	44.015	228.8	17:25:44.619	17		1:56.845	36.416	36.455	43.974	225.9	17:19:51.597
18		1:56.246	36.172	36.167	43.907	228.3	17:27:40.865	18		1:56.350	36.376	36.138	43.836	228.3	17:21:47.947
19		1:55.329	36.099	35.738	43.492	230.7	17:29:36.194	19		1:57.239	36.929	36.493	43.817	228.8	17:23:45.186
20		1:57.637	36.356	36.057	45.224	231.2	17:31:33.831	20		1:56.923	36.592	36.291	44.040	229.2	17:25:42.109
21		1:58.331	36.788	36.475	45.068	230.7	17:33:32.162	21		1:55.917	36.211	35.988	43.718	228.3	17:27:38.026
22		2:17.551 P	36.536	37.917	1:03.098	228.8	17:35:49.713	22		1:55.949	36.224	36.086	43.639	229.2	17:29:33.975
23								23		1:55.268	36.054	35.602	43.612	232.2	17:31:29.243
24								24		2:05.819 P	36.598	36.004	53.217	228.8	17:33:35.062





Autodromo Int. do Algarve
Alpine Elf Cup Series
 Private test
Lap Analysis

38 Charles Roussanne Inter D **63** Pierre-Laurent Figuiere Inter C

JUN						VPS RACING		CHA		CHAZEL TECHNOLOGIE					
Lap	D	Time	Sector 1	Sector 2	Sector 3	T. Spd	Elapsed	Lap	D	Time	Sector 1	Sector 2	Sector 3	T. Spd	Elapsed
1		16:42:20.435	16:40:49.746	41.406	49.283		16:42:20.435	1		16:42:37.178	16:41:10.627	39.866	46.685		16:42:37.178
2		1:58.619	37.280	37.203	44.136	228.3	16:44:19.054	2		2:00.353	38.692	37.351	44.310	228.3	16:44:37.531
3		1:55.988	36.465		2:40.124	228.8	16:46:15.042	3		2:02.752	40.909	37.231	44.612	230.7	16:46:40.283
4		1:55.193	35.925		4:35.317	230.7	16:48:10.235	4		1:58.764	36.768	37.739	44.257	232.7	16:48:39.047
5		1:55.305	35.878		6:30.622	230.2	16:50:05.540	5		2:01.221	37.373	36.431	47.417	233.7	16:50:40.268
6		2:03.906 P	36.039	35.646	52.221	230.7	16:52:09.446	6		1:56.835	36.809	35.775	44.251	233.2	16:52:37.103

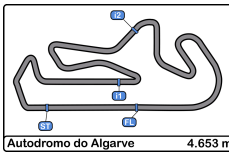
46 Clément Berlié NCC

CHA						VPS RACING									
Lap	D	Time	Sector 1	Sector 2	Sector 3	T. Spd	Elapsed	Lap	D	Time	Sector 1	Sector 2	Sector 3	T. Spd	Elapsed
1		16:42:21.028	16:40:54.130		16:42:21.028		16:42:21.028	7		1:58.572	36.558	37.948	44.066	232.2	16:54:35.675
2		2:00.423	37.467		16:44:21.451	231.2	16:44:21.451	8		1:56.417	36.472	36.097	43.848	231.2	16:56:32.092
3		1:58.897	37.567		16:46:20.348	228.3	16:46:20.348	9		1:57.331	36.734	36.125	44.472	231.2	16:58:29.423
4		2:00.066	38.574		16:48:20.414	231.2	16:48:20.414	10		2:10.419 P	36.844	36.592	56.983	230.2	17:00:39.842
5		1:59.900	37.894		16:50:20.314	228.3	16:50:20.314	11		4:40.779	3:20.408	36.110	44.261		17:05:20.621
6		1:58.526	37.083		16:52:18.840	228.3	16:52:18.840	12		2:04.339	38.764	36.459	49.116	230.7	17:07:24.960
7		2:00.956	38.495		16:54:19.796	225.0	16:54:19.796	13		2:00.025	38.166	37.861	43.998	221.3	17:09:24.985
8		1:58.211	37.027		16:56:18.007	228.3	16:56:18.007	14		1:57.575	36.941	36.341	44.293	231.7	17:11:22.560
9		1:59.360	37.075		16:58:17.367	231.2	16:58:17.367	15		1:57.997	37.732	36.274	43.991	228.3	17:13:20.557
10		1:58.547	36.758		17:00:15.914	234.2	17:00:15.914	16		1:57.439	37.086	36.166	44.187	229.7	17:15:17.996
11		1:57.745	36.903		17:02:13.659	228.3	17:02:13.659	17		1:58.195	36.841	36.568	44.786	228.8	17:17:16.191
12		2:06.565 P	37.207		17:04:20.224	226.8	17:04:20.224	18		1:58.040	37.261	36.413	44.366	222.2	17:19:14.231
13		5:21.865	3:58.021		17:09:42.089		17:09:42.089	19		1:56.788	36.460	36.205	44.123	228.8	17:21:11.019
14		1:59.678	37.557		17:11:41.767	227.3	17:11:41.767	20		1:56.831	36.628	36.033	44.170	228.3	17:23:07.850
15		1:59.841	38.068	36.880	44.893	214.7	17:13:41.608	21		1:56.949	36.577	36.122	44.250	229.2	17:25:04.799
16		1:59.402	37.135		2:44.295	225.9	17:15:41.010	22		2:00.433	36.674	36.608	47.151	229.2	17:27:05.232
17		1:58.739	37.093		4:43.034	225.9	17:17:39.749	23		2:10.503	37.074	42.982	50.447	230.7	17:29:15.735
18		1:59.692	37.155		6:42.726	225.4	17:19:39.441	24		1:57.860	36.546	35.930	45.384	231.7	17:31:13.595
19		2:04.064 P	36.797		8:46.790	227.3	17:21:43.505	25		1:57.616	36.434	36.265	44.917	231.7	17:33:11.211
20		8:15.308	6:53.910		17:02.098		17:29:58.813	26		2:06.683	36.921	36.479	53.283	227.8	17:35:17.894
21		1:59.043	37.073		19:01.141	227.3	17:31:57.856	27		2:31.901 P	44.122	40.491	1:07.288	141.5	17:37:49.795
22		1:58.900	37.497		21:00.041	226.8	17:33:56.756								
23		1:58.992	37.159		22:59.033	227.3	17:35:55.748								
24		2:06.574 P	37.223		25:05.607	228.3	17:38:02.322								



Alpine Mobility





Autodromo Int. do Algarve
Alpine Elf Cup Series
Private test
Lap Analysis

72 Enzo Carvalho Inter C **77** Alain Jacono NCC

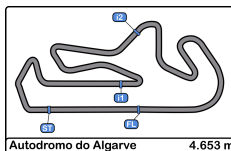
JUN SPORT AUTO RACING							GEN CHAZEL TECHNOLOGIE								
Lap	D	Time	Sector 1	Sector 2	Sector 3	T. Spd	Elapsed	Lap	D	Time	Sector 1	Sector 2	Sector 3	T. Spd	Elapsed
1		16:42:39.594	16:41:12.400	40.627	46.567		16:42:39.594	1		16:42:42.217	16:41:14.263	40.257	47.697		16:42:42.217
2		2:00.481	38.500	37.194	44.787	213.0	16:44:40.075	2		2:05.882	40.857	38.482	46.543	200.0	16:44:48.099
3		1:59.246	37.513	37.359	44.374	228.3	16:46:39.321	3		2:01.069	39.633	37.189	44.247	228.8	16:46:49.168
4		1:57.494	36.904	36.847	43.743	232.7	16:48:36.815	4		1:58.618	37.773	36.562	44.283	230.7	16:48:47.786
5		1:56.117	36.582	35.917	43.618	230.7	16:50:32.932	5		1:58.916	37.877	36.617	44.422	228.8	16:50:46.702
6		1:56.031	36.318	35.826	43.887	228.8	16:52:28.963	6		1:59.896	38.957	36.594	44.345	230.2	16:52:46.598
7		2:12.233 P	37.463	36.152	58.618	228.3	16:54:41.196	7		1:58.033	37.488	36.287	44.258	226.8	16:54:44.631
8		4:14.066	2:52.933	36.407	44.726		16:58:55.262	8		1:57.710	37.416	36.228	44.066	228.8	16:56:42.341
9		1:56.931	36.689	36.060	44.182	226.4	17:00:52.193	9		1:58.096	37.571	36.325	44.200	227.3	16:58:40.437
10		1:56.568	36.619	35.989	43.960	226.4	17:02:48.761	10		1:57.263	37.031	35.665	44.567	227.8	17:00:37.700
11		1:56.709	36.728	35.826	44.155	227.8	17:04:45.470	11		2:16.816 P	37.066	37.655	1:02.095	225.9	17:02:54.516
12		1:56.387	36.779	35.851	43.757	227.8	17:06:41.857	85 Thibaut Bossy Inter C							
13		1:56.116	36.461	35.633	44.022	229.2	17:08:37.973	CHA HERRERO RACING							
14		2:02.879	36.420	41.867	44.592	227.8	17:10:40.852	Lap	D	Time	Sector 1	Sector 2	Sector 3	T. Spd	Elapsed
15		2:05.180 P	36.524	36.039	52.617	228.8	17:12:46.032	1		16:42:31.899	16:41:08.093	38.801	45.005		16:42:31.899
16		5:54.622	4:32.164	37.244	45.214		17:18:40.654	2		1:56.908	37.084	35.986	43.838	232.2	16:44:28.807
17		1:57.201	36.924	36.307	43.970	225.4	17:20:37.855	3		1:56.194	36.796	35.713	43.685	227.8	16:46:25.001
18		1:56.071	36.467	35.749	43.855	229.2	17:22:33.926	4		1:56.385	36.166	36.454	43.765	229.7	16:48:21.386
19		1:56.056	36.511	35.808	43.737	227.3	17:24:29.982	5		1:55.371	36.407	35.408	43.556	233.2	16:50:16.757
20		1:55.256	36.089	35.616	43.551	228.3	17:26:25.238	6		1:55.057	36.203	35.307	43.547	228.8	16:52:11.814
21		1:55.275	36.152	35.401	43.722	227.8	17:28:20.513	7		2:08.266 P	36.364	35.742	56.160	228.8	16:54:20.080
22		1:59.437	36.216	37.033	46.188	229.7	17:30:19.950	8		11:58.064	10:38.834	35.594	43.636		17:06:18.144
23		2:03.713	36.078	37.748	49.887	232.7	17:32:23.663	9		1:55.240	36.303	35.654	43.283	228.8	17:08:13.384
24		1:56.382	36.270	36.525	43.587	235.8	17:34:20.045	10		1:54.750	36.054	35.328	43.368	229.7	17:10:08.134
25		1:56.109	36.116	35.886	44.107	234.7	17:36:16.154	11		1:54.708	36.113	35.353	43.242	228.3	17:12:02.842
26		2:35.595 P	44.788	46.190	1:04.617	182.4	17:38:51.749	12		2:08.635 P	38.589	35.942	54.104	216.0	17:14:11.477

PRO RACE CARS CONSULTING							CHA HERRERO RACING								
Lap	D	Time	Sector 1	Sector 2	Sector 3	T. Spd	Elapsed	Lap	D	Time	Sector 1	Sector 2	Sector 3	T. Spd	Elapsed
1		16:42:25.491	16:41:02.480	38.627	44.384		16:42:25.491	12		2:08.635 P	38.589	35.942	54.104	216.0	17:14:11.477
2		1:56.949	37.175	35.956	43.818	230.7	16:44:22.440	13		5:30.986	3:56.082	42.941	51.963		17:19:42.463
3		2:05.887	44.803	37.583	43.501	234.7	16:46:28.327	14		1:58.177	38.413	36.177	43.587	201.8	17:21:40.640
4		1:54.962	36.137	35.775	43.050	228.3	16:48:23.289	15		1:54.670	36.129	35.410	43.131	226.8	17:23:35.310
5		1:55.258	36.042	35.697	43.519	237.3	16:50:18.547	16		1:54.242	35.921	35.177	43.144	228.3	17:25:29.552
6		2:03.945 P	36.339	35.603	52.003	228.8	16:52:22.492	17		1:54.030	35.845	34.929	43.256	227.8	17:27:23.582
7		8:42.200	7:22.730	36.012	43.458		17:01:04.692	18		1:53.889	35.778	35.289	42.822	228.8	17:29:17.471
8		1:55.207	36.453	35.492	43.262	228.8	17:02:59.899	19		1:54.738	35.642	35.443	43.653	233.7	17:31:12.209
9		1:54.549	36.209	35.330	43.010	229.2	17:04:54.448	20		1:54.548	36.149	35.032	43.367	229.2	17:33:06.757
10		1:54.473	35.893	35.332	43.248	230.2	17:06:48.921	21		1:54.085	35.981	34.964	43.140	227.8	17:35:00.842
11		1:54.443	35.988	35.174	43.281	230.2	17:08:43.364	22		2:25.984 P	40.047	43.503	1:02.434	228.3	17:37:26.826
12		2:04.516 P	36.196	36.219	52.101	227.8	17:10:47.880								
13		5:38.158	4:19.017	36.215	42.926		17:16:26.038								
14		1:54.310	36.073	35.398	42.839	227.8	17:18:20.348								
15		1:53.629	35.888	34.967	42.774	226.4	17:20:13.977								
16		1:53.845	35.884	35.062	42.899	229.2	17:22:07.822								
17		1:55.166	36.184	35.493	43.489	227.3	17:24:02.988								
18		2:04.445 P	36.447	36.147	51.851	227.3	17:26:07.433								
19		5:43.952	4:25.346	35.400	43.206		17:31:51.385								
20		1:54.288	35.877	35.290	43.121	227.3	17:33:45.673								
21		1:54.612	36.051	35.101	43.460	225.0	17:35:40.285								
22		2:12.910 P	38.852	36.211	57.847	217.7	17:37:53.195								



Alpine Mobility





Autodromo Int. do Algarve
Alpine Elf Cup Series
 Private test
Lap Analysis

88

Tom Verdier

Inter C **128**

Mattéo Nombrot

Inter C

JUN CHAZEL TECHNOLOGIE							JUN CHAZEL TECHNOLOGIE								
Lap	D	Time	Sector 1	Sector 2	Sector 3	T. Spd	Elapsed	Lap	D	Time	Sector 1	Sector 2	Sector 3	T. Spd	Elapsed
1		16:42:22.323	16:40:58.981	38.555	44.787		16:42:22.323	1		16:42:26.034	16:41:03.297	38.339	44.398		16:42:26.034
2		1:59.301	36.909	37.163	45.229	231.2	16:44:21.624	2		1:56.796	37.005	36.143	43.648	230.7	16:44:22.830
3		1:58.885	38.294	36.869	43.722	230.2	16:46:20.509	3		1:57.946	37.929	36.389	43.628	235.8	16:46:20.776
4		1:55.357	36.576	35.539	43.242	233.7	16:48:15.866	4		1:57.042	37.722	36.021	43.299	233.7	16:48:17.818
5		1:55.357	36.294	35.539	43.524	229.7	16:50:11.223	5		2:33.047	36.907	35.583	1:20.557	227.8	16:50:50.865
6		1:54.974	36.280	35.473	43.221	229.2	16:52:06.197	6		2:16.078 P	38.578	37.031	1:00.469	223.1	16:53:06.943
7		1:54.704	36.138	35.420	43.146	229.2	16:54:00.901	7		6:23.151	5:00.156	37.403	45.592		16:59:30.094
8		2:03.083 P	36.399	35.685	50.999	230.2	16:56:03.984	8		1:56.158	36.813	35.553	43.792	223.1	17:01:26.252
9		9:19.485	8:00.317	35.730	43.438		17:05:23.469	9		1:59.337	36.918	36.994	45.425	225.4	17:03:25.589
10		1:56.335	36.655	36.081	43.599	228.8	17:07:19.804	10		1:55.233	36.500	35.579	43.154	226.8	17:05:20.822
11		1:54.989	36.207	35.625	43.157	227.8	17:09:14.793	11		2:06.942	40.633	36.497	49.812	233.7	17:07:27.764
12		1:55.085	36.263	35.484	43.338	228.8	17:11:09.878	12		1:54.921	36.032	35.372	43.517	229.2	17:09:22.685
13		1:54.902	36.383	35.186	43.333	226.4	17:13:04.780	13		2:13.102 P	40.800	37.256	55.046	228.8	17:11:35.787
14		1:55.171	36.390	35.543	43.238	228.3	17:14:59.951	14		4:59.592	3:36.688	36.850	46.054		17:16:35.379
15		2:02.370 P	36.045	35.354	50.971	229.2	17:17:02.321	15		1:56.012	36.681	35.803	43.528	225.0	17:18:31.391
16		5:47.203	4:28.231	35.541	43.431		17:22:49.524	16		1:55.378	36.313	35.598	43.467	225.4	17:20:26.769
17		1:54.699	36.146	35.332	43.221	229.7	17:24:44.223	17		1:56.016	36.316	36.078	43.622	226.8	17:22:22.785
18		1:54.853	35.983	35.563	43.307	230.7	17:26:39.076	18		1:55.552	36.455	35.734	43.363	225.9	17:24:18.337
19		1:54.829	36.084	35.542	43.203	229.7	17:28:33.905	19		1:55.571	36.153	35.775	43.643	227.3	17:26:13.908
20		1:55.394	36.024	36.273	43.097	232.7	17:30:29.299	20		2:09.573	41.701	38.118	49.754	225.4	17:28:23.481
21		1:55.082	35.966	35.775	43.341	235.2	17:32:24.381	21		1:55.010	36.133	35.484	43.393	231.2	17:30:18.491
22		1:55.316	35.936	35.819	43.561	234.7	17:34:19.697	22		2:17.266	39.664	39.536	58.066	228.3	17:32:35.757
23		2:10.247 P	36.822	38.993	54.432	230.7	17:36:29.944	23		1:57.700	36.375	37.085	44.240	227.8	17:34:33.457
24								24		2:10.931 P	36.286	40.264	54.381	228.3	17:36:44.388

123

Frédéric De Brabant

NCC

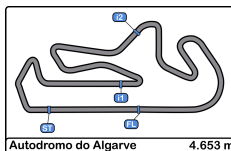
136

Enzo Geraci

Inter C

GEN CHAZEL TECHNOLOGIE							JUN CHAZEL TECHNOLOGIE								
Lap	D	Time	Sector 1	Sector 2	Sector 3	T. Spd	Elapsed	Lap	D	Time	Sector 1	Sector 2	Sector 3	T. Spd	Elapsed
1		16:42:31.608	16:40:59.563	43.987	48.058		16:42:31.608	1		16:42:19.284	16:40:55.121	38.421	45.742		16:42:19.284
2		2:04.796	39.670	38.605	46.521	212.1	16:44:36.404	2		1:58.414	36.974	37.947	43.493	230.7	16:44:17.698
3		2:01.414	38.802	37.219	45.393	223.1	16:46:37.818	3		1:54.433	36.074	35.389	42.970	231.7	16:46:12.131
4		2:00.914	37.675	38.840	44.399	224.0	16:48:38.732	4		1:54.744	35.854	35.548	43.342	231.7	16:48:06.875
5		2:06.961	39.384	38.778	48.799	229.2	16:50:45.693	5		1:54.275	35.890	35.172	43.213	230.2	16:50:01.150
6		2:15.569 P	40.791	37.692	57.086	225.4	16:53:01.262	6		1:54.136	35.959	35.249	42.928	230.7	16:51:55.286
7		6:49.983	5:27.585	37.091	45.307		16:59:51.245	7		1:54.253	35.948	35.417	42.888	231.2	16:53:49.539
8		1:58.131	37.302	36.683	44.146	222.6	17:01:49.376	8		2:05.171 P	36.148	35.800	53.223	232.2	16:55:54.710
9		1:56.997	36.932	35.892	44.173	224.5	17:03:46.373	9		6:42.466	5:23.977	35.417	43.072		17:02:37.176
10		1:56.953	36.908	36.139	43.906	226.4	17:05:43.326	10		1:54.816	36.534	35.243	43.039	228.8	17:04:31.992
11		1:57.284	36.818	36.374	44.092	226.8	17:07:40.610	11		1:54.277	35.891	35.551	42.835	230.7	17:06:26.269
12		1:57.007	37.220	36.055	43.732	225.9	17:09:37.617	12		1:55.388	35.925	35.726	43.737	233.2	17:08:21.657
13		1:57.049	36.691	36.162	44.196	226.8	17:11:34.666	13		2:01.370	37.661	38.892	44.817	231.2	17:10:23.027
14		2:02.157	40.683	36.882	44.592	179.7	17:13:36.823	14		1:54.146	35.921	35.252	42.973	235.8	17:12:17.173
15		1:56.680	36.845	35.786	44.049	225.0	17:15:33.503	15		1:54.968	36.283	35.376	43.309	231.2	17:14:12.141
16		2:04.655 P	36.648	35.953	52.054	225.0	17:17:38.158	16		2:03.615 P	35.817	35.299	52.499	233.2	17:16:15.756
17		6:56.996	5:35.180	37.576	44.240		17:24:35.154	17		6:31.135	5:11.967	35.917	43.251		17:22:46.891
18		1:56.935	36.873	36.041	44.021	224.5	17:26:32.089	18		1:55.346	36.485	35.747	43.114	225.9	17:24:42.237
19		1:56.786	37.032	35.709	44.045	222.6	17:28:28.875	19		1:55.042	36.273	35.568	43.201	230.7	17:26:37.279
20		1:56.325	36.551	36.034	43.740	227.3	17:30:25.200	20		1:54.246	35.976	35.400	42.870	230.2	17:28:31.525
21		2:04.771	38.268	40.675	45.828	227.3	17:32:29.971	21		1:54.589	35.967	35.365	43.257	232.2	17:30:26.114
22		1:56.424	36.554	35.678	44.192	225.9	17:34:26.395	22		1:57.130	36.056	35.685	45.389	235.8	17:32:23.244
23		1:56.396	36.556	35.803	44.037	227.8	17:36:22.791	23		1:54.289	35.853	35.301	43.135	235.2	17:34:17.533
24		2:40.619 P	45.650	44.548	1:10.421	171.7	17:39:03.410	24		1:54.376	35.904	35.149	43.323	233.7	17:36:11.909
25								25		2:09.458 P	36.359	39.612	53.487	232.2	17:38:21.367





Autodromo Int. do Algarve

Alpine Elf Cup Series

Private test

Lap Analysis

172

Philippe Loriquer

NCC

GEN

CHAZEL TECHNOLOGIE

Lap	D	Time	Sector 1	Sector 2	Sector 3	T. Spd	Elapsed
1		16:42:56.585	16:41:30.308	40.041	46.236		16:42:56.585
2		2:01.303	38.405	37.797	45.101	227.8	16:44:57.888
3		2:00.821	38.045	37.313	45.463	225.4	16:46:58.709
4		1:59.443	37.640	37.017	44.786	225.4	16:48:58.152
5		1:58.629	37.251	37.054	44.324	226.8	16:50:56.781
6		1:58.376	37.144	36.779	44.453	227.8	16:52:55.157
7		1:57.766	37.119	36.492	44.155	226.8	16:54:52.923
8		1:57.565	37.135	36.244	44.186	228.8	16:56:50.488
9		1:57.575	37.160	36.340	44.075	227.8	16:58:48.063
10		1:57.683	36.978	36.450	44.255	227.8	17:00:45.746
11		1:56.916	36.869	35.985	44.062	226.8	17:02:42.662
12		2:06.479 P	36.941	36.250	53.288	229.2	17:04:49.141
13		12:32.134	11:08.684	37.690	45.760		17:17:21.275
14		1:59.820	37.878	36.992	44.950	223.6	17:19:21.095
15		1:58.526	37.190	36.694	44.642	227.8	17:21:19.621
16		1:58.229	37.055	36.552	44.622	226.8	17:23:17.850
17		1:58.059	37.206	36.489	44.364	228.8	17:25:15.909
18		1:57.111	36.845	36.386	43.880	228.8	17:27:13.020
19		1:56.874	36.675	36.221	43.978	229.7	17:29:09.894
20		1:58.185	36.996	36.440	44.749	230.7	17:31:08.079
21		1:59.714	37.048	36.364	46.302	226.8	17:33:07.793
22		2:21.937 P	37.850	45.615	58.472	230.2	17:35:29.730



Alpine Mobility





Autodromo Int. do Algarve

Alpine Elf Cup Series

Private test

Best Sectors Results

Sector - 1

Sector - 2

Sector - 3

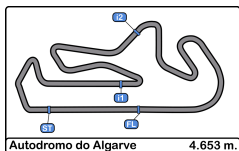
Ideal Lap vs Best Lap

Clas	Nº	Driver	Time	Nº	Driver	Time	Nº	Driver	Time	Clas	Nº	Driver	Ideal Lap	Best Lap	Clas
1	4	Léo Jousset	35.342	85	Thibaut Bossy	34.929	4	Léo Jousset	42.404	1	4	Léo Jousset	1:52.844	1:53.302	1
2	16	Gaspard Simon	35.462	76	Pierre Sancinena	34.967	16	Gaspard Simon	42.627	2	16	Gaspard Simon	1:53.193	1:53.447	2
3	8	Lukas Papin	35.611	4	Léo Jousset	35.098	76	Pierre Sancinena	42.774	3	85	Thibaut Bossy	1:53.393	1:53.889	5
4	85	Thibaut Bossy	35.642	26	Sandro Perissoutti	35.101	85	Thibaut Bossy	42.822	4	76	Pierre Sancinena	1:53.618	1:53.629	3
5	13	Enzo Geraci	35.817	16	Gaspard Simon	35.104	136	Enzo Geraci	42.835	5	8	Lukas Papin	1:53.622	1:53.881	4
6	76	Pierre Sancinena	35.877	8	Lukas Papin	35.114	8	Lukas Papin	42.897	6	136	Enzo Geraci	1:53.801	1:54.136	6
7	38	Charles Roussanne	35.878	136	Enzo Geraci	35.149	26	Sandro Perissoutti	43.068	7	26	Sandro Perissoutti	1:54.200	1:54.546	7
8	2	Florian Coruble	35.909	88	Tom Verdier	35.186	88	Tom Verdier	43.097	8	88	Tom Verdier	1:54.219	1:54.699	8
9	88	Tom Verdier	35.936	9	Philippe Bourgois	35.244	128	Mattéo Nomblot	43.154	9	2	Florian Coruble	1:54.428	1:54.735	9
10	26	Sandro Perissoutti	36.031	2	Florian Coruble	35.316	2	Florian Coruble	43.203	10	128	Mattéo Nomblot	1:54.558	1:54.921	10
11	12	Mattéo Nomblot	36.032	128	Mattéo Nomblot	35.372	9	Philippe Bourgois	43.226	11	9	Philippe Bourgois	1:54.581	1:55.045	11
12	36	Sami Dhahri	36.054	72	Enzo Carvalhido	35.401	23	Laurent Richard	43.492	12	72	Enzo Carvalhido	1:55.030	1:55.256	13
13	72	Enzo Carvalhido	36.078	36	Sami Dhahri	35.602	72	Enzo Carvalhido	43.551	13	36	Sami Dhahri	1:55.268	1:55.268	14
14	23	Laurent Richard	36.099	38	Charles Roussanne	35.646	36	Sami Dhahri	43.612	14	23	Laurent Richard	1:55.329	1:55.329	15
15	9	Philippe Bourgois	36.111	77	Alain Jacono	35.665	123	Frédéric De Brabant	43.732	15	38	Charles Roussanne	1:55.660	1:55.193	12
16	63	Pierre-Laurent Figuiere	36.434	123	Frédéric De Brabant	35.678	63	Pierre-Laurent Figuiere	43.848	16	123	Frédéric De Brabant	1:55.961	1:56.325	16
17	12	Frédéric De Brabant	36.551	23	Laurent Richard	35.738	172	Philippe Loriquer	43.880	17	63	Pierre-Laurent Figuiere	1:56.057	1:56.417	17
18	17	Philippe Loriquer	36.675	63	Pierre-Laurent Figuiere	35.775	77	Alain Jacono	44.066	18	172	Philippe Loriquer	1:56.540	1:56.874	18
19	46	Clément Berlié	36.758	172	Philippe Loriquer	35.985	38	Charles Roussanne	44.136	19	77	Alain Jacono	1:56.762	1:57.263	19
20	77	Alain Jacono	37.031	46	Clément Berlié	36.880	46	Clément Berlié	44.893	20	46	Clément Berlié	1:58.531	1:57.745	20



Alpine Mobility





Autodromo Int. do Algarve

Alpine Elf Cup Series

Private test

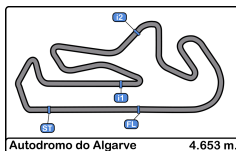
Best 5 Lap Times

Cls	N°	Driver	Nat	Cat	Cls	Team	Nat	Level	Best 1		Best 2		Best 3		Best 4		Best 5	
									Time	Lap	Time	Lap	Time	Lap	Time	Lap	Time	Lap
1	4	Léo Jousset	FRA	JUN	1	RACE CARS	FRA	Inter C	1:53.302	21	1:53.367	19	1:53.436	22	1:53.729	8	1:53.751	24
2	16	Gaspard Simon	FRA	JUN	2	SCHUMACHER CLRT	FRA	Inter C	1:53.447	22	1:53.583	20	1:54.087	23	1:54.091	21	1:54.362	15
3	76	Pierre Sancinena	FRA	PRO	1	RACE CARS	FRA	Inter C	1:53.629	15	1:53.845	16	1:54.288	20	1:54.310	14	1:54.443	11
4	8	Lukas Papin	FRA	JUN	3	SCHUMACHER CLRT	FRA	Inter D	1:53.881	24	1:53.896	21	1:54.551	13	1:54.667	12	1:55.063	16
5	85	Thibaut Bossy	FRA	CHA	1	HERRERO RACING	FRA	Inter C	1:53.889	18	1:54.030	17	1:54.085	21	1:54.242	16	1:54.548	20
6	136	Enzo Geraci	FRA	JUN	4	HAZEL TECHNOLOGIE	FRA	Inter C	1:54.136	6	1:54.146	14	1:54.246	20	1:54.253	7	1:54.275	5
7	26	Sandro Perissoutti	FRA	CHA	2	CODE RACING	FRA	NCC	1:54.546	21	1:54.567	19	1:54.586	20	1:54.753	17	1:55.058	18
8	88	Tom Verdier	FRA	JUN	5	HAZEL TECHNOLOGIE	FRA	Inter C	1:54.699	17	1:54.704	7	1:54.829	19	1:54.853	18	1:54.902	13
9	2	Florian Coruble	FRA	CHA	3	HAZEL TECHNOLOGIE	FRA	Inter C	1:54.735	8	1:54.936	7	1:54.960	6	1:55.015	20	1:55.148	14
10	128	Mattéo Nombrot	FRA	JUN	6	HAZEL TECHNOLOGIE	FRA	Inter C	1:54.921	12	1:55.010	21	1:55.233	10	1:55.378	16	1:55.552	18
11	9	Philippe Bourgois	BEL	GEN	1	RACE CARS	BEL	Inter C	1:55.045	17	1:55.102	21	1:55.118	19	1:55.272	16	1:55.368	18
12	38	Charles Roussanne	FRA	JUN	7	VPS RACING	FRA	Inter D	1:55.193	4	1:55.305	5	1:55.988	3	1:58.619	2	2:03.906	6
13	72	Enzo Carvalho	FRA	JUN	8	SPORT AUTO RACING	FRA	Inter C	1:55.256	20	1:55.275	21	1:56.031	6	1:56.056	19	1:56.071	18
14	36	Sami Dhahri	FRA	JUN	9	VPS RACING	FRA	Inter C	1:55.268	23	1:55.917	21	1:55.949	22	1:56.350	18	1:56.499	13
15	23	Laurent Richard	FRA	GEN	2	HERRERO RACING	FRA	Inter C	1:55.329	19	1:56.227	14	1:56.246	18	1:56.975	11	1:57.112	13
16	123	Frédéric De Brabant	FRA	GEN	3	HAZEL TECHNOLOGIE	FRA	NCC	1:56.325	20	1:56.396	23	1:56.424	22	1:56.680	15	1:56.786	19
17	63	Pierre-Laurent Figuiere	FRA	CHA	4	HAZEL TECHNOLOGIE	FRA	Inter C	1:56.417	8	1:56.788	19	1:56.831	20	1:56.835	6	1:56.949	21
18	172	Philippe Loriguer	FRA	GEN	4	HAZEL TECHNOLOGIE	FRA	NCC	1:56.874	19	1:56.916	11	1:57.111	18	1:57.565	8	1:57.575	9
19	77	Alain Jacono	FRA	GEN	5	HAZEL TECHNOLOGIE	FRA	NCC	1:57.263	10	1:57.710	8	1:58.033	7	1:58.096	9	1:58.618	4
20	46	Clément Berlié	FRA	CHA	5	VPS RACING	FRA	NCC	1:57.745	11	1:58.211	8	1:58.526	6	1:58.547	10	1:58.739	17



Alpine Mobility





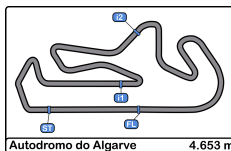
Autodromo Int. do Algarve
Alpine Elf Cup Series
Private test
Best 5 Top Speeds

Clas	Nº	Driver	Nat	Cat	Cls	Team	Nat	Level	Top 1		Top 2		Top 3		Top 4		Top 5		Avg
									Km/h	Lap	Km/h	Lap	Km/h	Lap	Km/h	Lap	Km/h	Lap	
1	4	Léo Jousset	FRA	JUN	1	RACE CARS	FRA	Inter C	237.3	22	236.3	5	234.7	3	234.7	21	233.7	4	235.4
2	76	Pierre Sancinena	FRA	PRO	1	RACE CARS	FRA	Inter C	237.3	5	234.7	3	230.7	2	230.2	10	230.2	11	232.6
3	8	Lukas Papin	FRA	JUN	2	SCHUMACHER CLRT	FRA	Inter D	235.8	22	234.2	9	233.7	21	233.2	25	232.2	14	233.8
4	72	Enzo Carvalhido	FRA	JUN	3	SPORT AUTO RACING	FRA	Inter C	235.8	24	234.7	25	232.7	4	232.7	23	230.7	5	233.3
5	128	Mattéo Nomblot	FRA	JUN	4	CHAZEL TECHNOLOGIE	FRA	Inter C	235.8	3	233.7	4	233.7	11	231.2	21	230.7	2	233.0
6	136	Enzo Geraci	FRA	JUN	5	CHAZEL TECHNOLOGIE	FRA	Inter C	235.8	14	235.8	22	235.2	23	233.7	24	233.2	12	234.7
7	88	Tom Verdier	FRA	JUN	6	CHAZEL TECHNOLOGIE	FRA	Inter C	235.2	21	234.7	22	233.7	4	232.7	20	231.2	2	233.5
8	2	Florian Coruble	FRA	CHA	1	CHAZEL TECHNOLOGIE	FRA	Inter C	234.7	3	233.7	4	233.7	5	233.7	7	231.7	9	233.5
9	16	Gaspard Simon	FRA	JUN	7	SCHUMACHER CLRT	FRA	Inter C	234.7	21	233.7	23	232.7	22	232.2	5	232.2	20	233.1
10	9	Philippe Bourgois	BEL	GEN	1	RACE CARS	BEL	Inter C	234.2	4	234.2	5	234.2	7	233.7	3	232.7	6	233.8
11	46	Clément Berlié	FRA	CHA	2	VPS RACING	FRA	NCC	234.2	10	231.2	2	231.2	4	231.2	9	228.3	3	231.2
12	63	Pierre-Laurent Figuiere	FRA	CHA	3	CHAZEL TECHNOLOGIE	FRA	Inter C	233.7	5	233.2	6	232.7	4	232.2	7	231.7	14	232.7
13	85	Thibaut Bossy	FRA	CHA	4	HERRERO RACING	FRA	Inter C	233.7	19	233.2	5	232.2	2	229.7	4	229.7	10	231.7
14	26	Sandro Perissoutti	FRA	CHA	5	CODE RACING	FRA	NCC	232.2	7	231.7	5	231.2	4	230.2	20	229.2	11	230.9
15	36	Sami Dhahri	FRA	JUN	8	VPS RACING	FRA	Inter C	232.2	6	232.2	23	230.2	7	229.2	5	229.2	20	230.6
16	23	Laurent Richard	FRA	GEN	2	HERRERO RACING	FRA	Inter C	231.2	6	231.2	20	230.7	19	230.7	21	229.7	3	230.7
17	38	Charles Roussanne	FRA	JUN	9	VPS RACING	FRA	Inter D	230.7	4	230.7	6	230.2	5	228.8	3	228.3	2	229.7
18	77	Alain Jacono	FRA	GEN	3	CHAZEL TECHNOLOGIE	FRA	NCC	230.7	4	230.2	6	228.8	3	228.8	5	228.8	8	229.4
19	172	Philippe Loriquer	FRA	GEN	4	CHAZEL TECHNOLOGIE	FRA	NCC	230.7	20	230.2	22	229.7	19	229.2	12	228.8	8	229.7
20	123	Frédéric De Brabant	FRA	GEN	5	CHAZEL TECHNOLOGIE	FRA	NCC	229.2	5	227.8	23	227.3	20	227.3	21	226.8	11	227.7



Alpine Mobility





Autodromo Int. do Algarve

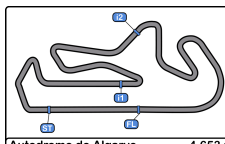
Alpine Elf Cup Series

Private test

Fastest Laps Sequence

Lap	Time of Day	Session Time	Nº	Driver	Nat	Cat	Team	Nat	Level	Time	Km/h
2	16:44:17.698	4:17.698	136	Enzo Geraci		JUN	HAZEL TECHNOLOGIE		Inter C	1:58.414	141.4
2	16:44:21.634	4:21.634	4	Léo Jousset		JUN	RACE CARS		Inter C	1:57.997	141.9
2	16:44:22.440	4:22.440	76	Pierre Sancinena		PRO	RACE CARS		Inter C	1:56.949	143.2
2	16:44:22.830	4:22.830	128	Mattéo Nombrot		JUN	HAZEL TECHNOLOGIE		Inter C	1:56.796	143.4
3	16:46:12.131	6:12.131	136	Enzo Geraci		JUN	HAZEL TECHNOLOGIE		Inter C	1:54.433	146.3
4	16:48:11.008	8:11.008	4	Léo Jousset		JUN	RACE CARS		Inter C	1:54.191	146.6
6	16:51:55.286	11:55.286	136	Enzo Geraci		JUN	HAZEL TECHNOLOGIE		Inter C	1:54.136	146.7
8	16:58:20.606	18:20.606	4	Léo Jousset		JUN	RACE CARS		Inter C	1:53.729	147.2
15	17:20:13.977	40:13.977	76	Pierre Sancinena		PRO	RACE CARS		Inter C	1:53.629	147.4
19	17:24:47.702	44:47.702	4	Léo Jousset		JUN	RACE CARS		Inter C	1:53.367	147.7
21	17:28:35.062	48:35.062	4	Léo Jousset		JUN	RACE CARS		Inter C	1:53.302	147.8





Autodromo do Algarve 4.653 m.

Autodromo Int. do Algarve

Alpine Elf Cup Series

Private test

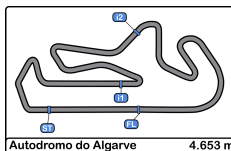
Event Best Maximum Speed

Nº	Driver	Nat	Cat	Clas	Team	Nat	Level	Km/h	Session
76	Pierre Sancinena		FRA	PRO 1	RACE CARS		FRA	Inter C	237.3 Private test
4	Léo Jousset		FRA	JUN 1	RACE CARS		FRA	Inter C	237.3 Private test
128	Mattéo Nombrot		FRA	JUN 2	HAZEL TECHNOLOGIE		FRA	Inter C	235.8 Private test
136	Enzo Geraci		FRA	JUN 3	HAZEL TECHNOLOGIE		FRA	Inter C	235.8 Private test
8	Lukas Papin		FRA	JUN 4	SCHUMACHER CLRT		FRA	Inter D	235.8 Private test
72	Enzo Carvalhido		FRA	JUN 5	SPORT AUTO RACING		FRA	Inter C	235.8 Private test
88	Tom Verdier		FRA	JUN 6	HAZEL TECHNOLOGIE		FRA	Inter C	235.2 Private test
2	Florian Coruble		FRA	CHA 1	HAZEL TECHNOLOGIE		FRA	Inter C	234.7 Private test
16	Gaspard Simon		FRA	JUN 7	SCHUMACHER CLRT		FRA	Inter C	234.7 Private test
9	Philippe Bourgois		BEL	GEN 1	RACE CARS		BEL	Inter C	234.2 Private test
46	Clément Berlié		FRA	CHA 2	VPS RACING		FRA	NCC	234.2 Private test
63	Pierre-Laurent Figuiere		FRA	CHA 3	HAZEL TECHNOLOGIE		FRA	Inter C	233.7 Private test
85	Thibaut Bossy		FRA	CHA 4	HERRERO RACING		FRA	Inter C	233.7 Private test
36	Sami Dhahri		FRA	JUN 8	VPS RACING		FRA	Inter C	232.2 Private test
26	Sandro Perissoutti		FRA	CHA 5	CODE RACING		FRA	NCC	232.2 Private test
23	Laurent Richard		FRA	GEN 2	HERRERO RACING		FRA	Inter C	231.2 Private test
38	Charles Roussanne		FRA	JUN 9	VPS RACING		FRA	Inter D	230.7 Private test
77	Alain Jacono		FRA	GEN 3	HAZEL TECHNOLOGIE		FRA	NCC	230.7 Private test
172	Philippe Loriguer		FRA	GEN 4	HAZEL TECHNOLOGIE		FRA	NCC	230.7 Private test
123	Frédéric De Brabant		FRA	GEN 5	HAZEL TECHNOLOGIE		FRA	NCC	229.2 Private test



Alpine Mobility





Autodromo Int. do Algarve
Alpine Elf Cup Series
Private test
Pit Stop Analysis

2 Florian Coruble Inter C

CHA CHAZEL TECHNOLOGIE COURSE JU

Nº	In Day Time	In Time	Out Time	Pit Time	T. Pit Time	Handicap	Diff.
1	17:00:33.012	17:00:33.012	17:04:37.137	4:04.125	4:04.125		
2	17:14:26.184	17:14:26.184	17:21:17.105	6:50.921	10:55.046		

4 Léo Jousset Inter C

JUN RACE CARS CONSULTING

Nº	In Day Time	In Time	Out Time	Pit Time	T. Pit Time	Handicap	Diff.
1	16:50:11.848	16:50:11.848	16:52:28.136	2:16.288	2:16.288		
2	17:04:10.501	17:04:10.501	17:06:31.298	2:20.797	4:37.085		
3	17:16:08.797	17:16:08.797	17:19:02.412	2:53.615	7:30.700		

8 Lukas Papin Inter D

JUN SCHUMACHER CLRT

Nº	In Day Time	In Time	Out Time	Pit Time	T. Pit Time	Handicap	Diff.
1	16:58:18.896	16:58:18.896	17:01:00.134	2:41.238	2:41.238		
2	17:18:20.280	17:18:20.280	17:24:42.454	6:22.174	9:03.412		

9 Philippe Bourgois Inter C

GEN RACE CARS CONSULTING

Nº	In Day Time	In Time	Out Time	Pit Time	T. Pit Time	Handicap	Diff.
1	16:54:42.076	16:54:42.076	16:59:14.865	4:32.789	4:32.789		
2	17:09:02.960	17:09:02.960	17:14:41.291	5:38.331	10:11.120		

16 Gaspard Simon Inter C

JUN SCHUMACHER CLRT

Nº	In Day Time	In Time	Out Time	Pit Time	T. Pit Time	Handicap	Diff.
1	17:00:13.845	17:00:13.845	17:05:22.055	5:08.210	5:08.210		
2	17:20:54.666	17:20:54.666	17:26:33.233	5:38.567	10:46.777		

23 Laurent Richard Inter C

GEN HERRERO RACING

Nº	In Day Time	In Time	Out Time	Pit Time	T. Pit Time	Handicap	Diff.
1	16:56:44.375	16:56:44.375	17:00:26.298	3:41.923	3:41.923		
2	17:14:28.566	17:14:28.566	17:21:47.825	7:19.259	11:01.182		

26 Sandro Perissoutti NCC

CHA CODE RACING DEVELOPMENT

Nº	In Day Time	In Time	Out Time	Pit Time	T. Pit Time	Handicap	Diff.
1	16:54:39.640	16:54:39.640	16:58:32.796	3:53.156	3:53.156		
2	17:12:03.357	17:12:03.357	17:19:16.964	7:13.607	11:06.763		

36 Sami Dhahri Inter C

JUN VPS RACING

Nº	In Day Time	In Time	Out Time	Pit Time	T. Pit Time	Handicap	Diff.
1	16:58:23.334	16:58:23.334	17:02:58.590	4:35.256	4:35.256		

46 Clément Berlié NCC

CHA VPS RACING

Nº	In Day Time	In Time	Out Time	Pit Time	T. Pit Time	Handicap	Diff.
1	17:04:15.131	17:04:15.131	17:07:41.039	3:25.908	3:25.908		
2	17:21:38.416	17:21:38.416	17:28:02.836	6:24.420	9:50.328		

63 Pierre-Laurent Figuiere Inter C

CHA CHAZEL TECHNOLOGIE COURSE

Nº	In Day Time	In Time	Out Time	Pit Time	T. Pit Time	Handicap	Diff.
1	17:00:35.019	17:00:35.019	17:03:24.966	2:49.947	2:49.947		

72 Enzo Carvalhido Inter C

JUN SPORT AUTO RACING

Nº	In Day Time	In Time	Out Time	Pit Time	T. Pit Time	Handicap	Diff.
1	16:54:36.128	16:54:36.128	16:56:57.300	2:21.172	2:21.172		
2	17:12:40.696	17:12:40.696	17:16:38.276	3:57.580	6:18.752		

76 Pierre Sancinena Inter C

PRO RACE CARS CONSULTING

Nº	In Day Time	In Time	Out Time	Pit Time	T. Pit Time	Handicap	Diff.
1	16:52:17.403	16:52:17.403	16:59:10.494	6:53.091	6:53.091		
2	17:10:42.826	17:10:42.826	17:14:29.398	3:46.572	10:39.663		
3	17:26:02.339	17:26:02.339	17:29:58.008	3:55.669	14:35.332		

85 Thibaut Bossy Inter C

CHA HERRERO RACING

Nº	In Day Time	In Time	Out Time	Pit Time	T. Pit Time	Handicap	Diff.
1	16:54:15.874	16:54:15.874	17:04:24.075	10:08.201	10:08.201		
2	17:14:07.186	17:14:07.186	17:17:20.449	3:13.263	13:21.464		

88 Tom Verdier Inter C

JUN CHAZEL TECHNOLOGIE COURSE JU

Nº	In Day Time	In Time	Out Time	Pit Time	T. Pit Time	Handicap	Diff.
1	16:55:58.891	16:55:58.891	17:03:27.792	7:28.901	7:28.901		
2	17:16:57.151	17:16:57.151	17:20:55.808	3:58.657	11:27.558		

123 Frédéric De Brabant NCC

GEN CHAZEL TECHNOLOGIE COURSE

Nº	In Day Time	In Time	Out Time	Pit Time	T. Pit Time	Handicap	Diff.
1	16:52:56.149	16:52:56.149	16:57:51.007	4:54.858	4:54.858		
2	17:17:32.396	17:17:32.396	17:22:32.483	5:00.087	9:54.945		

128 Mattéo Nomblot Inter C

JUN CHAZEL TECHNOLOGIE COURSE JU

Nº	In Day Time	In Time	Out Time	Pit Time	T. Pit Time	Handicap	Diff.
1	16:53:01.881	16:53:01.881	16:57:32.019	4:30.138	4:30.138		
2	17:11:30.712	17:11:30.712	17:14:37.458	3:06.746	7:36.884		

136 Enzo Geraci Inter C

JUN CHAZEL TECHNOLOGIE COURSE JU

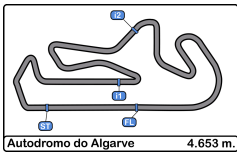
Nº	In Day Time	In Time	Out Time	Pit Time	T. Pit Time	Handicap	Diff.
1	16:55:49.605	16:55:49.605	17:00:44.361	4:54.756	4:54.756		
2	17:16:10.651	17:16:10.651	17:20:52.587	4:41.936	9:36.692		

172 Philippe Loriquer NCC

GEN CHAZEL TECHNOLOGIE COURSE

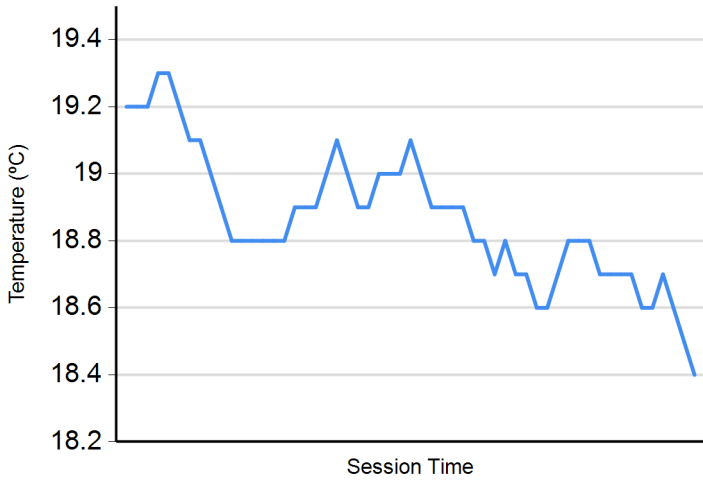
Nº	In Day Time	In Time	Out Time	Pit Time	T. Pit Time	Handicap	Diff.
1	17:04:44.037	17:04:44.037	17:15:21.580	10:37.543	10:37.543		



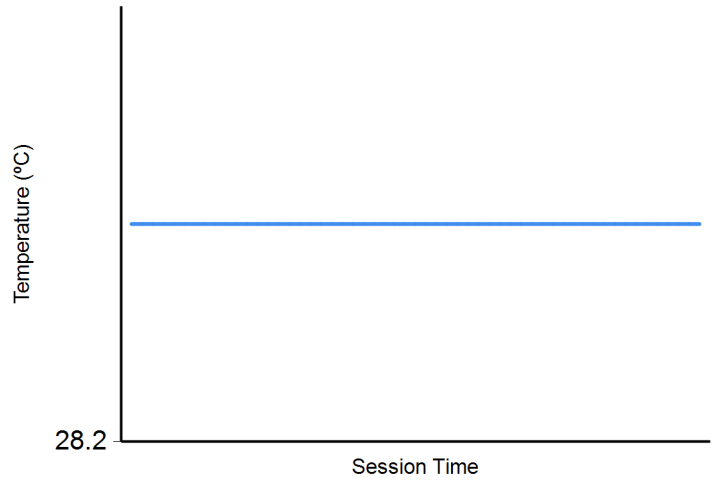


Autodromo Int. do Algarve
Alpine Elf Cup Series
Private test
Weather Report

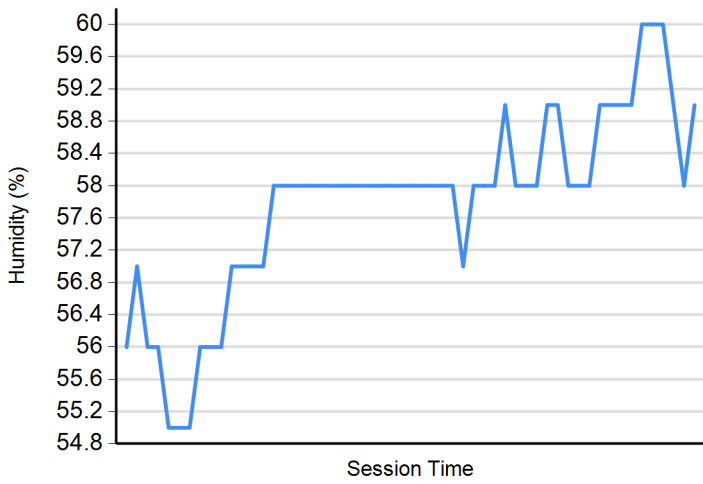
Air Temperature



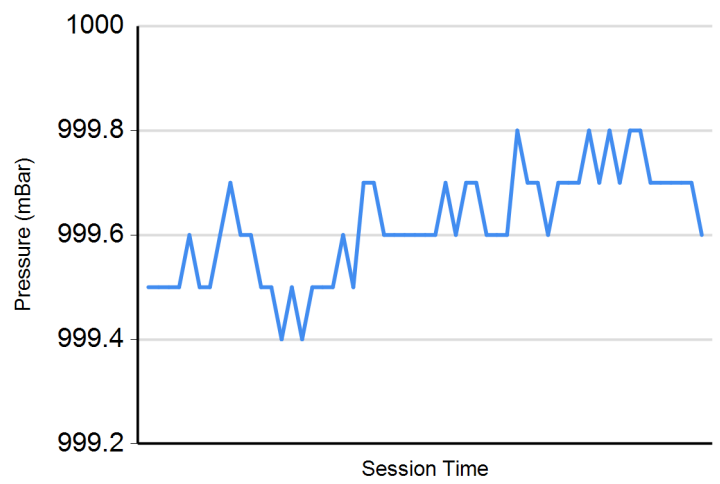
Track Temperature



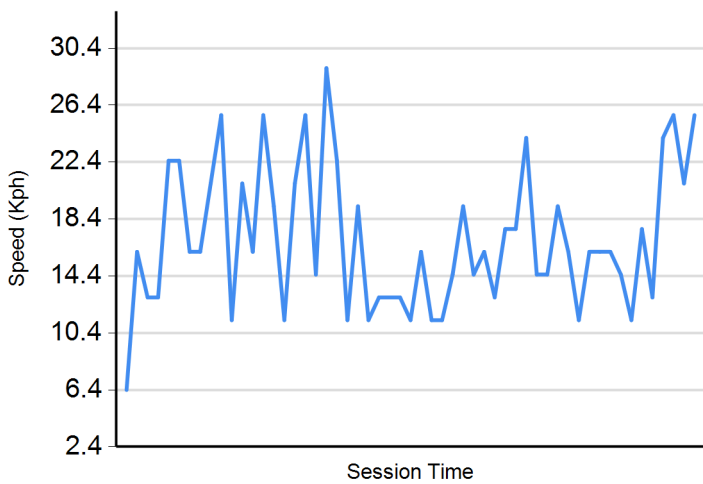
Humidity



Pressure



Wind Speed



Wind direction

North = 0°/360° Est = 90° South = 180° West = 270°

