

**Autodromo Int. do Algarve**  
**Alpine Elf Cup Series**  
**Qualifying - 1**  
**Provisional Results**



Clas	Nº	Driver	Nat	Cat	Clas	Team	Nat	Level	Laps	Best	Time	Gap	Interval	Km/h
1	136	Enzo Geraci	FRA	JUN	1	CHAZEL TECHNOLOGIE	FRA	Inter C	7	6	2:09.081			129.7
2	38	Charles Roussanne	FRA	JUN	2	VPS RACING	FRA	Inter D	6	5	2:09.509	0.428	0.428	129.3
3	26	Sandro Perissoutti	FRA	CHA	1	CODE RACING	FRA	NCC	6	6	2:09.901	0.820	0.392	128.9
4	85	Thibaut Bossy	FRA	CHA	2	HERRERO RACING	FRA	Inter C	7	6	2:10.245	1.164	0.344	128.6
5	5	Anthony Jurado	FRA	PRO	1	CODE RACING	FRA	NCC	7	6	2:10.574	1.493	0.329	128.2
6	88	Tom Verdier	FRA	JUN	3	CHAZEL TECHNOLOGIE	FRA	Inter C	8	7	2:11.280	2.199	0.706	127.5
7	2	Florian Coruble	FRA	CHA	3	CHAZEL TECHNOLOGIE	FRA	Inter C	8	7	2:11.382	2.301	0.102	127.4
8	128	Mattéo Nombrot	FRA	JUN	4	CHAZEL TECHNOLOGIE	FRA	Inter C	7	6	2:11.704	2.623	0.322	127.1
9	4	Léo Jousset	FRA	JUN	5	RACE CARS	FRA	Inter C	6	5	2:11.831	2.750	0.127	127.0
10	16	Gaspard Simon	FRA	JUN	6	SCHUMACHER CLRT	FRA	Inter C	7	5	2:12.204	3.123	0.373	126.7
11	63	Pierre-Laurent Figuiere	FRA	CHA	4	CHAZEL TECHNOLOGIE	FRA	Inter C	8	7	2:12.918	3.837	0.714	126.0
12	8	Lukas Papin	FRA	JUN	7	SCHUMACHER CLRT	FRA	Inter D	7	5	2:13.794	4.713	0.876	125.1
13	9	Philippe Bourgois	BEL	GEN	1	RACE CARS	BEL	Inter C	6	5	2:13.909	4.828	0.115	125.0
14	72	Enzo Carvalhido	FRA	JUN	8	SPORT AUTO RACING	FRA	Inter C	8	6	2:14.034	4.953	0.125	124.9
15	46	Clément Berlié	FRA	CHA	5	VPS RACING	FRA	NCC	6	5	2:14.105	5.024	0.071	124.9
16	76	Pierre Sancinena	FRA	PRO	2	RACE CARS	FRA	Inter C	6	5	2:14.325	5.244	0.220	124.7
17	36	Sami Dhahri	FRA	JUN	9	VPS RACING	FRA	Inter C	5	4	2:14.518	5.437	0.193	124.5
18	23	Laurent Richard	FRA	GEN	2	HERRERO RACING	FRA	Inter C	7	5	2:16.376	7.295	1.858	122.8
19	123	Frédéric De Brabant	FRA	GEN	3	CHAZEL TECHNOLOGIE	FRA	NCC	7	5	2:16.589	7.508	0.213	122.6
20	172	Philippe Loriquer	FRA	GEN	4	CHAZEL TECHNOLOGIE	FRA	NCC	8	7	2:17.239	8.158	0.650	122.0
21	77	Alain Jacono	FRA	GEN	5	CHAZEL TECHNOLOGIE	FRA	NCC	2	2	2:21.035	11.954	3.796	118.7

Published at:.....

Track Temp: 12.1 °C Air Temp: 13.6 °C Humidity: 82 % Track Status: WET

**Race Director:**

Pierre Delettre

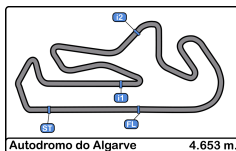
**Timekeeper:**

Luis Garcia  
 JOB-2654-ESP/M



Alpine Mobility





**Autodromo Int. do Algarve**  
**Alpine Elf Cup Series**  
**Qualifying - 1**  
**Provisional Results by Category**



CHA														
Clas	Nº	Driver	Nat	Cat	Clas	Team	Nat	Level	Laps	Best	Time	Gap	Interval	Km/h
1	26	Sandro Perissoutti		CHA	1	CODE RACING		NCC	6	6	2:09.901			128.9
2	85	Thibaut Bossy		CHA	2	HERRERO RACING		Inter C	7	6	2:10.245	0.344	0.344	128.6
3	2	Florian Coruble		CHA	3	HAZEL TECHNOLOGIE		Inter C	8	7	2:11.382	1.481	1.137	127.4
4	63	Pierre-Laurent Figuiere		CHA	4	HAZEL TECHNOLOGIE		Inter C	8	7	2:12.918	3.017	1.536	126.0
5	46	Clément Berlié		CHA	5	VPS RACING		NCC	6	5	2:14.105	4.204	1.187	124.9

PRO														
Clas	Nº	Driver	Nat	Cat	Clas	Team	Nat	Level	Laps	Best	Time	Gap	Interval	Km/h
1	5	Anthony Jurado		PRO	1	CODE RACING		NCC	7	6	2:10.574			128.2
2	76	Pierre Sancinena		PRO	2	RACE CARS		Inter C	6	5	2:14.325	3.751	3.751	124.7

JUN														
Clas	Nº	Driver	Nat	Cat	Clas	Team	Nat	Level	Laps	Best	Time	Gap	Interval	Km/h
1	136	Enzo Geraci		JUN	1	HAZEL TECHNOLOGIE		Inter C	7	6	2:09.081			129.7
2	38	Charles Roussanne		JUN	2	VPS RACING		Inter D	6	5	2:09.509	0.428	0.428	129.3
3	88	Tom Verdier		JUN	3	HAZEL TECHNOLOGIE		Inter C	8	7	2:11.280	2.199	1.771	127.5
4	128	Mattéo Nomblot		JUN	4	HAZEL TECHNOLOGIE		Inter C	7	6	2:11.704	2.623	0.424	127.1
5	4	Léo Jousset		JUN	5	RACE CARS		Inter C	6	5	2:11.831	2.750	0.127	127.0
6	16	Gaspard Simon		JUN	6	SCHUMACHER CLRT		Inter C	7	5	2:12.204	3.123	0.373	126.7
7	8	Lukas Papin		JUN	7	SCHUMACHER CLRT		Inter D	7	5	2:13.794	4.713	1.590	125.1
8	72	Enzo Carvalhido		JUN	8	SPORT AUTO RACING		Inter C	8	6	2:14.034	4.953	0.240	124.9
9	36	Sami Dhahri		JUN	9	VPS RACING		Inter C	5	4	2:14.518	5.437	0.484	124.5

GEN														
Clas	Nº	Driver	Nat	Cat	Clas	Team	Nat	Level	Laps	Best	Time	Gap	Interval	Km/h
1	9	Philippe Bourgois		GEN	1	RACE CARS		Inter C	6	5	2:13.909			125.0
2	23	Laurent Richard		GEN	2	HERRERO RACING		Inter C	7	5	2:16.376	2.467	2.467	122.8
3	123	Frédéric De Brabant		GEN	3	HAZEL TECHNOLOGIE		NCC	7	5	2:16.589	2.680	0.213	122.6
4	172	Philippe Loriquer		GEN	4	HAZEL TECHNOLOGIE		NCC	8	7	2:17.239	3.330	0.650	122.0
5	77	Alain Jacono		GEN	5	HAZEL TECHNOLOGIE		NCC	2	2	2:21.035	7.126	3.796	118.7

Published at:.....

Track Temp: 12.1 °C Air Temp: 13.6 °C Humidity: 82 % Track Status: WET

**Race Director:**

Pierre Delettre

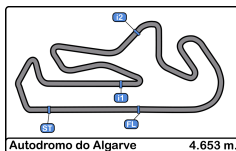
**Timekeeper:**

Luis Garcia  
 JOB-2654-ESP/M



Alpine Mobility





**Autodromo Int. do Algarve**  
**Alpine Elf Cup Series**  
**Qualifying - 1**  
**Provisional Results by Class**



NCC														
Clas	Nº	Driver	Nat	Cat	Clas	Team	Nat	Level	Laps	Best	Time	Gap	Interval	Km/h
1	26	Sandro Perissoutti		NCC	1	CODE RACING		NCC	6	6	2:09.901			128.9
2	5	Anthony Jurado		NCC	2	CODE RACING		NCC	7	6	2:10.574	0.673	0.673	128.2
3	46	Clément Berlié		NCC	3	VPS RACING		NCC	6	5	2:14.105	4.204	3.531	124.9
4	123	Frédéric De Brabant		NCC	4	HAZEL TECHNOLOGIE		NCC	7	5	2:16.589	6.688	2.484	122.6
5	172	Philippe Loriquer		NCC	5	HAZEL TECHNOLOGIE		NCC	8	7	2:17.239	7.338	0.650	122.0
6	77	Alain Jacono		NCC	6	HAZEL TECHNOLOGIE		NCC	2	2	2:21.035	11.134	3.796	118.7

Inter C														
Clas	Nº	Driver	Nat	Cat	Clas	Team	Nat	Level	Laps	Best	Time	Gap	Interval	Km/h
1	2	Florian Coruble		Inter C	1	HAZEL TECHNOLOGIE		Inter C	8	7	2:11.382			127.4
2	16	Gaspard Simon		Inter C	2	SCHUMACHER CLRT		Inter C	7	5	2:12.204	0.822	0.822	126.7
3	63	Pierre-Laurent Figuiere		Inter C	3	HAZEL TECHNOLOGIE		Inter C	8	7	2:12.918	1.536	0.714	126.0
4	72	Enzo Carvalhido		Inter C	4	SPORT AUTO RACING		Inter C	8	6	2:14.034	2.652	1.116	124.9

Inter C														
Clas	Nº	Driver	Nat	Cat	Clas	Team	Nat	Level	Laps	Best	Time	Gap	Interval	Km/h
1	136	Enzo Geraci		Inter C	1	HAZEL TECHNOLOGIE		Inter C	7	6	2:09.081			129.7
2	85	Thibaut Bossy		Inter C	2	HERRERO RACING		Inter C	7	6	2:10.245	1.164	1.164	128.6
3	88	Tom Verdier		Inter C	3	HAZEL TECHNOLOGIE		Inter C	8	7	2:11.280	2.199	1.035	127.5
4	128	Mattéo Nombrot		Inter C	4	HAZEL TECHNOLOGIE		Inter C	7	6	2:11.704	2.623	0.424	127.1
5	4	Léo Jousset		Inter C	5	RACE CARS		Inter C	6	5	2:11.831	2.750	0.127	127.0
6	9	Philippe Bourgois		Inter C	6	RACE CARS		Inter C	6	5	2:13.909	4.828	2.078	125.0
7	76	Pierre Sancinena		Inter C	7	RACE CARS		Inter C	6	5	2:14.325	5.244	0.416	124.7
8	36	Sami Dhahri		Inter C	8	VPS RACING		Inter C	5	4	2:14.518	5.437	0.193	124.5
9	23	Laurent Richard		Inter C	9	HERRERO RACING		Inter C	7	5	2:16.376	7.295	1.858	122.8

Inter D														
Clas	Nº	Driver	Nat	Cat	Clas	Team	Nat	Level	Laps	Best	Time	Gap	Interval	Km/h
1	38	Charles Roussanne		Inter D	1	VPS RACING		Inter D	6	5	2:09.509			129.3
2	8	Lukas Papin		Inter D	2	SCHUMACHER CLRT		Inter D	7	5	2:13.794	4.285	4.285	125.1

Published at:.....

Track Temp: 12.1 °C Air Temp: 13.6 °C Humidity: 82 % Track Status: WET

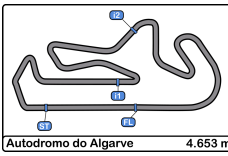
**Race Director:**

Pierre Delettre

**Timekeeper:**

Luis Garcia  
 JOB-2654-ESP/M



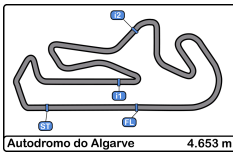


Autodromo Int. do Algarve  
Alpine Elf Cup Series  
Qualifying - 1  
Lap Analysis



2		Florian Coruble					Inter C		16		Gaspard Simon					Inter C							
CHA							CHAZEL TECHNOLOGIE					JUN					SCHUMACHER CLRT						
Lap	D	Time	Sector 1	Sector 2	Sector 3	T. Spd	Elapsed	Lap	D	Time	Sector 1	Sector 2	Sector 3	T. Spd	Elapsed	Lap	D	Time	Sector 1	Sector 2	Sector 3	T. Spd	Elapsed
1		8:32:26.563	8:30:51.157	42.034	53.372		8:32:26.563	1		<del>8:35:34.493</del>	8:33:58.859	42.750	52.884		8:35:34.493								
2		2:15.170	42.163	41.659	51.348	206.1	8:34:41.733	2		<del>8:47.314</del>	56.429	1:02.172	1:18.713	214.7	8:38:51.807								
3		<del>2:40.184</del>	43.115	43.192	1:13.877	196.0	8:37:21.917	3		<del>9:38.254</del>	1:14.903	1:02.205	1:21.143	77.2	8:42:30.058								
4		<del>3:47.936</del>	1:17.072	1:05.992	1:24.872	77.2	8:41:09.853	4		2:30.101	56.720	41.326	52.055	92.3	8:45:00.159								
5		2:56.154	1:19.937	45.327	50.890	75.5	8:44:06.007	5		<b>2:12.204</b>	<b>41.240</b>	<b>40.846</b>	50.118	225.9	8:47:12.363								
6		2:33.450	1:00.457	42.444	50.549	224.5	8:46:39.457	6		2:12.454	41.480	40.965	<b>50.009</b>	227.8	8:49:24.817								
7		<b>2:11.382</b>	41.078	<b>40.629</b>	<b>49.675</b>	225.4	8:48:50.839	7		2:45.361 P	44.901	45.958	1:14.502	226.8	8:52:10.178								
8		2:34.783 P	<b>41.007</b>	45.109	1:08.667	225.0	8:51:25.622																
4		Léo Jousset					Inter C		23		Laurent Richard					Inter C							
JUN							RACE CARS CONSULTING					GEN					HERRERO RACING						
Lap	D	Time	Sector 1	Sector 2	Sector 3	T. Spd	Elapsed	Lap	D	Time	Sector 1	Sector 2	Sector 3	T. Spd	Elapsed	Lap	D	Time	Sector 1	Sector 2	Sector 3	T. Spd	Elapsed
1		<del>8:38:18.447</del>	8:35:52.965	1:02.547	1:22.935		8:38:18.447	1		8:32:28.185	8:30:48.702	45.534	53.949		8:32:28.185								
2		<del>3:36.074</del>	1:14.589	59.928	1:21.557	73.0	8:41:54.521	2		2:20.458	43.969	42.829	53.660	183.0	8:34:48.643								
3		2:38.256	1:06.331	41.098	50.827	70.5	8:44:32.777	3		<del>3:03.993</del> P	44.857	57.894	1:21.242	202.2	8:37:52.636								
4		2:13.867	41.719	41.826	50.322	221.3	8:46:46.644	4		7:35.290	6:00.503	43.331	<b>51.456</b>		8:45:27.926								
5		<b>2:11.831</b>	<b>41.146</b>	<b>40.610</b>	<b>50.075</b>	225.0	8:48:58.475	5		<b>2:16.376</b>	42.551	42.044	51.781	217.3	8:47:44.302								
6		2:55.705 P	42.356	50.286	1:23.063	225.9	8:51:54.180	6		2:16.475	<b>42.405</b>	<b>41.667</b>	52.403	213.4	8:50:00.777								
7								7		3:13.575 P	1:05.687	52.991	1:14.897	98.3	8:53:14.352								
5		Anthony Jurado					NCC		26		Sandro Perissoutti					NCC							
PRO							CODE RACING DEVELOPMENT					CHA					CODE RACING DEVELOPMENT						
Lap	D	Time	Sector 1	Sector 2	Sector 3	T. Spd	Elapsed	Lap	D	Time	Sector 1	Sector 2	Sector 3	T. Spd	Elapsed	Lap	D	Time	Sector 1	Sector 2	Sector 3	T. Spd	Elapsed
1		8:35:00.686	8:33:24.146	43.962	52.578		8:35:00.686	1		8:34:58.680	8:33:23.011	43.484	52.185		8:34:58.680								
2		<del>3:46.580</del>	49.262	1:04.437	1:22.881	192.5	8:38:17.266	2		<del>3:46.662</del>	50.202	1:03.885	1:22.575	181.5	8:38:15.342								
3		<del>3:38.873</del>	1:19.957	1:00.772	1:18.144	75.0	8:41:56.139	3		<del>3:34.874</del>	1:14.647	1:01.848	1:18.379	78.8	8:41:50.216								
4		2:40.647	1:07.664	42.740	50.243	71.0	8:44:36.786	4		2:42.930	1:11.092	41.555	50.283	67.7	8:44:33.146								
5		2:11.454	41.376	40.936	49.142	224.5	8:46:48.240	5		2:11.186	41.294	<b>40.661</b>	49.231	201.1	8:46:44.332								
6		<b>2:10.574</b>	<b>40.712</b>	<b>40.798</b>	<b>49.064</b>	230.2	8:48:58.814	6		<b>2:09.901</b>	<b>40.509</b>	40.890	<b>48.502</b>	224.5	8:48:54.233								
7		2:52.885 P	40.809	50.516	1:21.560	229.2	8:51:51.699																
8		Lukas Papin					Inter D		36		Sami Dhahri					Inter C							
JUN							SCHUMACHER CLRT					JUN					VPS RACING						
Lap	D	Time	Sector 1	Sector 2	Sector 3	T. Spd	Elapsed	Lap	D	Time	Sector 1	Sector 2	Sector 3	T. Spd	Elapsed	Lap	D	Time	Sector 1	Sector 2	Sector 3	T. Spd	Elapsed
1		8:34:37.944	8:32:59.871	45.300	52.773		8:34:37.944	1		<del>8:41:29.974</del>	8:39:03.652	1:04.658	1:21.664		8:41:29.974								
2		<del>2:22.448</del>	43.951	43.399	54.768	203.7	8:37:00.062	2		2:53.093	1:15.483	44.998	52.612	78.7	8:44:23.067								
3		<del>3:30.550</del>	1:07.209	1:03.366	1:19.975	103.3	8:40:30.612	3		2:19.034	42.874	44.060	52.100	219.5	8:46:42.101								
4		3:07.866	1:14.670	1:01.925	51.271	66.6	8:43:38.478	4		<b>2:14.518</b>	41.508	<b>41.898</b>	<b>51.112</b>	223.6	8:48:56.619								
5		<b>2:13.794</b>	42.247	41.291	<b>50.256</b>	223.1	8:45:52.272	5		2:31.222 P	<b>40.985</b>	42.751	1:07.486	222.2	8:51:27.841								
6		2:15.406	41.779	43.027	50.600	223.6	8:48:07.678																
7		2:27.603 P	<b>41.510</b>	<b>40.797</b>	1:05.296	225.9	8:50:35.281																
9		Philippe Bourgois					Inter C		38		Charles Roussanne					Inter D							
GEN							RACE CARS CONSULTING					JUN					VPS RACING						
Lap	D	Time	Sector 1	Sector 2	Sector 3	T. Spd	Elapsed	Lap	D	Time	Sector 1	Sector 2	Sector 3	T. Spd	Elapsed	Lap	D	Time	Sector 1	Sector 2	Sector 3	T. Spd	Elapsed
1		<del>8:38:23.432</del>	8:35:57.705	1:00.375	1:25.352		8:38:23.432	1		<del>8:38:36.078</del>	8:36:10.821	1:04.223	1:21.034		8:38:36.078								
2		<del>3:36.324</del>	1:17.126	1:00.183	1:19.012	70.3	8:41:59.753	2		<del>3:39.129</del>	1:15.955	1:02.332	1:20.842	75.5	8:42:15.207								
3		2:38.687	1:04.910	42.418	51.359	69.9	8:44:38.440	3		2:31.429	1:00.263	40.755	50.411	78.3	8:44:46.636								
4		2:14.941	42.198	41.765	50.978	221.7	8:46:53.381	4		2:11.414	41.035	40.979	49.400	225.0	8:46:58.050								
5		<b>2:13.909</b>	42.144	<b>41.366</b>	<b>50.399</b>	225.9	8:49:07.290	5		<b>2:09.509</b>	<b>40.428</b>	<b>39.986</b>	<b>49.095</b>	226.8	8:49:07.559								
6		2:58.557 P	<b>41.924</b>	56.778	1:19.855	226.8	8:52:05.847	6		2:52.850 P	40.731	56.130	1:15.989	228.8	8:52:00.409								





**Autodromo Int. do Algarve**  
**Alpine Elf Cup Series**  
**Qualifying - 1**  
**Lap Analysis**



**46** Clément Berlié NCC **85** Thibaut Bossy Inter C

CHA VPS RACING						CHA HERRERO RACING							
Lap D	Time	Sector 1	Sector 2	Sector 3	T. Spd	Elapsed	Lap D	Time	Sector 1	Sector 2	Sector 3	T. Spd	Elapsed
1	8:38:50.884	8:36:29.649	1:02.686	1:18.546		8:38:50.881	1	8:32:20.850	8:30:47.882	42.116	50.852		8:32:20.850
2	<del>3:35.767</del>	1:15.192	1:02.047	1:18.518	77.8	8:42:26.638	2	2:16.096	42.531	42.239	51.326	224.0	8:34:36.946
3	2:29.974	56.438	42.106	51.430	84.5	8:44:56.612	3	<del>2:29.566</del> P	42.885	43.140	1:03.541	219.0	8:37:06.512
4	2:15.198	42.758	41.690	<b>50.750</b>	222.2	8:47:11.810	4	8:06.887	6:35.425	41.477	49.985		8:45:13.399
5	<b>2:14.105</b>	<b>41.515</b>	<b>41.210</b>	51.380	222.6	8:49:25.915	5	2:10.748	41.131	<b>40.089</b>	49.528	225.4	8:47:24.147
6	2:52.019 P	1:04.027	46.995	1:00.997	227.8	8:52:17.934	6	<b>2:10.245</b>	<b>40.733</b>	40.582	<b>48.930</b>	227.3	8:49:34.392
							7	2:39.968 P	44.413	46.205	1:09.350	227.8	8:52:14.360

**63** Pierre-Laurent Figuiera Inter C **88** Tom Verdier Inter C

CHA CHAZEL TECHNOLOGIE						JUN CHAZEL TECHNOLOGIE							
Lap D	Time	Sector 1	Sector 2	Sector 3	T. Spd	Elapsed	Lap D	Time	Sector 1	Sector 2	Sector 3	T. Spd	Elapsed
1	8:32:33.468	8:30:56.233	43.631	53.604		8:32:33.468	1	8:32:25.691	8:30:50.121	42.405	53.165		8:32:25.691
2	2:20.530	44.064	44.170	52.296	213.8	8:34:53.998	2	2:17.150	42.102	42.165	52.883	224.5	8:34:42.841
3	<del>2:52.895</del>	44.280	54.202	1:14.413	204.5	8:37:46.893	3	<del>2:40.249</del>	43.490	43.810	1:12.949	209.3	8:37:23.090
4	<del>3:26.054</del>	1:00.844	1:01.990	1:23.220	139.8	8:41:12.947	4	<del>3:47.852</del>	1:17.215	1:06.353	1:24.284	73.0	8:41:10.942
5	2:57.397	1:18.382	47.171	51.844	89.2	8:44:10.344	5	2:56.403	1:19.626	45.871	50.906	77.4	8:44:07.345
6	2:14.784	41.733	42.192	50.859	222.6	8:46:25.128	6	2:12.918	41.666	40.823	50.429	227.3	8:46:20.263
7	<b>2:12.918</b>	41.714	<b>40.945</b>	<b>50.259</b>	223.1	8:48:38.046	7	<b>2:11.280</b>	40.968	<b>40.167</b>	<b>50.145</b>	226.4	8:48:31.543
8	2:29.499 P	<b>41.276</b>	41.407	1:06.816	222.6	8:51:07.545	8	2:31.244 P	<b>40.928</b>	40.304	1:10.012	226.4	8:51:02.787

**72** Enzo Carvalhido Inter C **123** Frédéric De Brabant NCC

JUN SPORT AUTO RACING						GEN CHAZEL TECHNOLOGIE							
Lap D	Time	Sector 1	Sector 2	Sector 3	T. Spd	Elapsed	Lap D	Time	Sector 1	Sector 2	Sector 3	T. Spd	Elapsed
1	8:32:23.367	8:30:49.260	42.720	51.387		8:32:23.367	1	8:33:54.199	8:32:14.436	45.042	54.721		8:33:54.199
2	2:16.812	42.897	42.225	51.690	223.6	8:34:40.179	2	<del>2:55.334</del>	45.202	54.883	1:15.249	194.9	8:36:49.533
3	<del>2:22.493</del>	43.912	43.258	55.023	205.7	8:37:02.372	3	<del>3:38.955</del>	1:15.868	1:03.208	1:19.879	79.3	8:40:28.488
4	<del>3:29.259</del>	1:06.139	1:03.000	1:20.120	96.4	8:40:31.631	4	3:13.913	1:14.894	1:02.471	56.548	79.1	8:43:42.401
5	3:08.280	1:14.724	1:01.609	51.947	74.2	8:43:39.911	5	<b>2:16.589</b>	<b>42.213</b>	42.528	<b>51.848</b>	217.7	8:45:58.990
6	<b>2:14.034</b>	42.260	41.430	<b>50.344</b>	214.2	8:45:53.945	6	2:17.091	42.931	42.127	52.033	217.7	8:48:16.081
7	2:15.115	42.344	41.518	51.253	224.0	8:48:09.060	7	2:34.435 P	42.828	<b>41.567</b>	1:10.040	215.1	8:50:50.516
8	2:28.439 P	<b>41.660</b>	<b>41.398</b>	1:05.381	224.5	8:50:37.499							

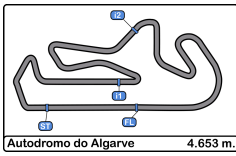
**76** Pierre Sancinena Inter C **128** Mattéo Nombrot Inter C

PRO RACE CARS CONSULTING						JUN CHAZEL TECHNOLOGIE							
Lap D	Time	Sector 1	Sector 2	Sector 3	T. Spd	Elapsed	Lap D	Time	Sector 1	Sector 2	Sector 3	T. Spd	Elapsed
1	<del>8:38:22.394</del>	8:35:56.546	1:00.651	1:25.197		8:38:22.394	1	8:34:23.924	8:32:45.072	45.658	53.194		8:34:23.924
2	<del>3:36.444</del>	1:17.108	1:00.323	1:19.010	58.4	8:41:58.835	2	<del>2:27.045</del>	44.514	43.772	58.729	205.3	8:36:50.939
3	2:37.720	1:04.993	41.698	51.029	68.7	8:44:36.555	3	<del>3:38.542</del>	1:15.497	1:03.152	1:19.863	73.0	8:40:29.451
4	2:15.039	42.546	41.836	<b>50.657</b>	221.7	8:46:51.594	4	3:07.288	1:14.546	1:02.468	50.274	74.5	8:43:36.739
5	<b>2:14.325</b>	<b>41.833</b>	<b>41.486</b>	51.006	225.4	8:49:05.919	5	2:12.170	42.008	40.665	<b>49.497</b>	219.0	8:45:48.909
6	2:57.472 P	42.381	56.837	1:18.254	223.6	8:52:03.391	6	<b>2:11.704</b>	41.515	<b>40.378</b>	49.811	224.0	8:48:00.613
							7	2:22.616 P	<b>41.115</b>	40.554	1:00.947	223.6	8:50:23.229

**77** Alain Jacono NCC **136** Enzo Geraci Inter C

GEN CHAZEL TECHNOLOGIE						JUN CHAZEL TECHNOLOGIE							
Lap D	Time	Sector 1	Sector 2	Sector 3	T. Spd	Elapsed	Lap D	Time	Sector 1	Sector 2	Sector 3	T. Spd	Elapsed
1	8:32:36.048	8:30:58.814	44.411	<b>52.823</b>		8:32:36.048	1	<del>8:35:41.184</del>	8:34:08.304	42.104	50.773		8:35:41.181
2	<b>2:21.035</b>	<b>44.753</b>	<b>43.129</b>	53.153	196.0	8:34:57.083	2	<del>3:25.672</del>	1:02.956	1:01.722	1:20.994	115.6	8:39:06.853
							3	3:43.865	1:14.906	1:01.644	1:27.315	77.9	8:42:50.718
							4	2:11.955	42.373	39.973	49.609	206.8	8:45:02.673
							5	2:14.762	40.544	39.893	54.325	228.8	8:47:17.435
							6	<b>2:09.081</b>	<b>40.438</b>	<b>39.674</b>	<b>48.969</b>	230.7	8:49:26.516
							7	2:45.399 P	44.408	45.332	1:15.659	230.7	8:52:11.915





**Autodromo Int. do Algarve**  
**Alpine Elf Cup Series**  
**Qualifying - 1**  
**Lap Analysis**



172

Philippe Loriquer

NCC

GEN

HAZEL TECHNOLOGIE

Lap	D	Time	Sector 1	Sector 2	Sector 3	T. Spd	Elapsed
1		8:32:42.659	8:31:02.014	45.044	55.601		8:32:42.659
2		2:27.465	45.942	45.767	55.756	190.1	8:35:10.124
3		<del>3:45.866</del>	49.153	1:00.772	1:25.941	191.8	8:38:25.990
4		<del>3:37.679</del>	1:16.124	1:00.300	1:21.255	84.3	8:42:03.669
5		2:39.963	1:03.722	43.210	53.031	77.0	8:44:43.632
6		2:19.788	42.742	44.250	52.796	220.8	8:47:03.420
7		2:17.239	42.747	42.597	51.895	225.9	8:49:20.659
8		2:47.774 P	46.466	46.841	1:14.467	225.0	8:52:08.433



Alpine Mobility





**Autodromo Int. do Algarve**  
**Alpine Elf Cup Series**  
**Qualifying - 1**



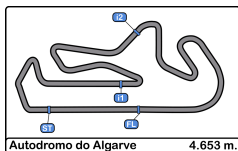
**Best Sectors Results**

Sector - 1			Sector - 2			Sector - 3			Ideal Lap vs Best Lap						
Clas	Nº	Driver	Time	Nº	Driver	Time	Nº	Driver	Time	Clas	Nº	Driver	Ideal Lap	Best Lap	Clas
1	38	Charles Roussanne	40.428	136	Enzo Geraci	39.674	26	Sandro Perissoutti	48.502	1	136	Enzo Geraci	2:09.081	2:09.081	1
2	13	Enzo Geraci	40.438	38	Charles Roussanne	39.986	85	Thibaut Bossy	48.930	2	38	Charles Roussanne	2:09.509	2:09.509	2
3	26	Sandro Perissoutti	40.509	85	Thibaut Bossy	40.089	136	Enzo Geraci	48.969	3	26	Sandro Perissoutti	2:09.672	2:09.901	3
4	5	Anthony Jurado	40.712	88	Tom Verdier	40.167	5	Anthony Jurado	49.064	4	85	Thibaut Bossy	2:09.752	2:10.245	4
5	85	Thibaut Bossy	40.733	128	Mattéo Nomblot	40.378	38	Charles Roussanne	49.095	5	5	Anthony Jurado	2:10.574	2:10.574	5
6	88	Tom Verdier	40.928	4	Léo Jousset	40.610	128	Mattéo Nomblot	49.497	6	128	Mattéo Nomblot	2:10.990	2:11.704	8
7	36	Sami Dhahri	40.985	2	Florian Coruble	40.629	2	Florian Coruble	49.675	7	88	Tom Verdier	2:11.240	2:11.280	6
8	2	Florian Coruble	41.007	26	Sandro Perissoutti	40.661	16	Gaspard Simon	50.009	8	2	Florian Coruble	2:11.311	2:11.382	7
9	12	Mattéo Nomblot	41.115	8	Lukas Papin	40.797	4	Léo Jousset	50.075	9	4	Léo Jousset	2:11.831	2:11.831	9
10	4	Léo Jousset	41.146	5	Anthony Jurado	40.798	88	Tom Verdier	50.145	10	16	Gaspard Simon	2:12.095	2:12.204	10
11	16	Gaspard Simon	41.240	16	Gaspard Simon	40.846	8	Lukas Papin	50.256	11	63	Pierre-Laurent Figuiere	2:12.480	2:12.918	11
12	63	Pierre-Laurent Figuiere	41.276	63	Pierre-Laurent Figuiere	40.945	63	Pierre-Laurent Figuiere	50.259	12	8	Lukas Papin	2:12.563	2:13.794	12
13	8	Lukas Papin	41.510	46	Clément Berlié	41.210	72	Enzo Carvalhido	50.344	13	72	Enzo Carvalhido	2:13.402	2:14.034	14
14	46	Clément Berlié	41.515	9	Philippe Bourgois	41.366	9	Philippe Bourgois	50.399	14	46	Clément Berlié	2:13.475	2:14.105	15
15	72	Enzo Carvalhido	41.660	72	Enzo Carvalhido	41.398	76	Pierre Sancinena	50.657	15	9	Philippe Bourgois	2:13.689	2:13.909	13
16	76	Pierre Sancinena	41.833	76	Pierre Sancinena	41.486	46	Clément Berlié	50.750	16	76	Pierre Sancinena	2:13.976	2:14.325	16
17	9	Philippe Bourgois	41.924	123	Frédéric De Brabant	41.567	36	Sami Dhahri	51.112	17	36	Sami Dhahri	2:13.995	2:14.518	17
18	12	Frédéric De Brabant	42.213	23	Laurent Richard	41.667	23	Laurent Richard	51.456	18	23	Laurent Richard	2:15.528	2:16.376	18
19	23	Laurent Richard	42.405	36	Sami Dhahri	41.898	123	Frédéric De Brabant	51.848	19	123	Frédéric De Brabant	2:15.628	2:16.589	19
20	17	Philippe Loriguer	42.742	172	Philippe Loriguer	42.597	172	Philippe Loriguer	51.895	20	172	Philippe Loriguer	2:17.234	2:17.239	20
21	77	Alain Jacono	44.753	77	Alain Jacono	43.129	77	Alain Jacono	52.823	21	77	Alain Jacono	2:20.705	2:21.035	21



Alpine Mobility





**Autodromo Int. do Algarve**  
**Alpine Elf Cup Series**  
**Qualifying - 1**  
**Best 5 Lap Times**



Autodromo do Algarve 4.653 m.

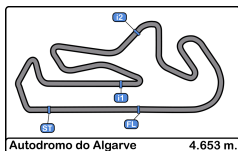
Cls	N°	Driver	Nat	Cat	Cls	Team	Nat	Level	Best 1		Best 2		Best 3		Best 4		Best 5	
									Time	Lap	Time	Lap	Time	Lap	Time	Lap	Time	Lap
1	136	Enzo Geraci	FRA	JUN	1	CHAZEL TECHNOLOGIE	FRA	Inter C	2:09.081	6	2:11.955	4	2:14.762	5	3:43.865	3		
2	38	Charles Roussanne	FRA	JUN	2	VPS RACING	FRA	Inter D	2:09.509	5	2:11.414	4	2:31.429	3				
3	26	Sandro Perissoutti	FRA	CHA	1	CODE RACING	FRA	NCC	2:09.901	6	2:11.186	5	2:42.930	4				
4	85	Thibaut Bossy	FRA	CHA	2	HERRERO RACING	FRA	Inter C	2:10.245	6	2:10.748	5	2:16.096	2	8:06.887	4		
5	5	Anthony Jurado	FRA	PRO	1	CODE RACING	FRA	NCC	2:10.574	6	2:11.454	5	2:40.647	4				
6	88	Tom Verdier	FRA	JUN	3	CHAZEL TECHNOLOGIE	FRA	Inter C	2:11.280	7	2:12.918	6	2:17.150	2	2:56.403	5		
7	2	Florian Coruble	FRA	CHA	3	CHAZEL TECHNOLOGIE	FRA	Inter C	2:11.382	7	2:15.170	2	2:33.450	6	2:56.154	5		
8	128	Mattéo Nombrot	FRA	JUN	4	CHAZEL TECHNOLOGIE	FRA	Inter C	2:11.704	6	2:12.170	5	3:07.288	4				
9	4	Léo Jousset	FRA	JUN	5	RACE CARS	FRA	Inter C	2:11.831	5	2:13.867	4	2:38.256	3				
10	16	Gaspard Simon	FRA	JUN	6	SCHUMACHER CLRT	FRA	Inter C	2:12.204	5	2:12.454	6	2:30.101	4				
11	63	Pierre-Laurent Figuiere	FRA	CHA	4	CHAZEL TECHNOLOGIE	FRA	Inter C	2:12.918	7	2:14.784	6	2:20.530	2	2:57.397	5		
12	8	Lukas Papin	FRA	JUN	7	SCHUMACHER CLRT	FRA	Inter D	2:13.794	5	2:15.406	6	3:07.866	4				
13	9	Philippe Bourgois	BEL	GEN	1	RACE CARS	BEL	Inter C	2:13.909	5	2:14.941	4	2:38.687	3				
14	72	Enzo Carvalho	FRA	JUN	8	SPORT AUTO RACING	FRA	Inter C	2:14.034	6	2:15.115	7	2:16.812	2	3:08.280	5		
15	46	Clément Berlié	FRA	CHA	5	VPS RACING	FRA	NCC	2:14.105	5	2:15.198	4	2:29.974	3				
16	76	Pierre Sancinena	FRA	PRO	2	RACE CARS	FRA	Inter C	2:14.325	5	2:15.039	4	2:37.720	3				
17	36	Sami Dhahri	FRA	JUN	9	VPS RACING	FRA	Inter C	2:14.518	4	2:19.034	3	2:53.093	2				
18	23	Laurent Richard	FRA	GEN	2	HERRERO RACING	FRA	Inter C	2:16.376	5	2:20.458	2	7:35.290	4				
19	123	Frédéric De Brabant	FRA	GEN	3	CHAZEL TECHNOLOGIE	FRA	NCC	2:16.589	5	2:17.091	6	3:13.913	4				
20	172	Philippe Loriquer	FRA	GEN	4	CHAZEL TECHNOLOGIE	FRA	NCC	2:17.239	7	2:19.788	6	2:27.465	2	2:39.963	5		
21	77	Alain Jacono	FRA	GEN	5	CHAZEL TECHNOLOGIE	FRA	NCC	2:21.035	2								



Alpine Mobility







**Autodromo Int. do Algarve**  
**Alpine Elf Cup Series**  
**Qualifying - 1**  
**Best 5 Top Speeds**

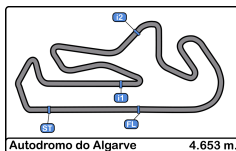


Clas	N°	Driver	Nat	Cat	Cls	Team	Nat	Level	Top 1		Top 2		Top 3		Top 4		Top 5		Avg
									Km/h	Lap	Km/h	Lap	Km/h	Lap	Km/h	Lap	Km/h	Lap	
1	136	Enzo Geraci	FRA	JUN	1	CHAZEL TECHNOLOGIE	FRA	Inter C	230.7	6	230.7	7	228.8	5	206.8	4	115.6	2	202.5
2	5	Anthony Jurado	FRA	PRO	1	CODE RACING	FRA	NCC	230.2	6	229.2	7	224.5	5	192.5	2	75.0	3	190.3
3	38	Charles Roussanne	FRA	JUN	2	VPS RACING	FRA	Inter D	228.8	6	226.8	5	225.0	4	78.3	3	75.5	2	166.9
4	16	Gaspard Simon	FRA	JUN	3	SCHUMACHER CLRT	FRA	Inter C	227.8	6	226.8	7	225.9	5	214.7	2	92.3	4	197.5
5	46	Clément Berlié	FRA	CHA	1	VPS RACING	FRA	NCC	227.8	6	222.6	5	222.2	4	84.5	3	77.8	2	167.0
6	85	Thibaut Bossy	FRA	CHA	2	HERRERO RACING	FRA	Inter C	227.8	7	227.3	6	225.4	5	224.0	2	219.0	3	224.7
7	88	Tom Verdier	FRA	JUN	4	CHAZEL TECHNOLOGIE	FRA	Inter C	227.3	6	226.4	7	226.4	8	224.5	2	209.3	3	222.8
8	9	Philippe Bourgois	BEL	GEN	1	RACE CARS	BEL	Inter C	226.8	6	225.9	5	221.7	4	70.3	2	69.9	3	162.9
9	4	Léo Jousset	FRA	JUN	5	RACE CARS	FRA	Inter C	225.9	6	225.0	5	221.3	4	73.0	2	70.5	3	163.1
10	8	Lukas Papin	FRA	JUN	6	SCHUMACHER CLRT	FRA	Inter D	225.9	7	223.6	6	223.1	5	203.7	2	103.3	3	195.9
11	172	Philippe Loriguer	FRA	GEN	2	CHAZEL TECHNOLOGIE	FRA	NCC	225.9	7	225.0	8	220.8	6	191.8	3	190.1	2	210.7
12	2	Florian Coruble	FRA	CHA	3	CHAZEL TECHNOLOGIE	FRA	Inter C	225.4	7	225.0	8	224.5	6	206.1	2	196.0	3	215.4
13	76	Pierre Sancinena	FRA	PRO	2	RACE CARS	FRA	Inter C	225.4	5	223.6	6	221.7	4	68.7	3	58.4	2	159.6
14	26	Sandro Perissoutti	FRA	CHA	4	CODE RACING	FRA	NCC	224.5	6	223.6	7	201.1	5	181.5	2	78.8	3	181.9
15	72	Enzo Carvalhido	FRA	JUN	7	SPORT AUTO RACING	FRA	Inter C	224.5	8	224.0	7	223.6	2	214.2	6	205.7	3	218.4
16	128	Mattéo Nomblot	FRA	JUN	8	CHAZEL TECHNOLOGIE	FRA	Inter C	224.0	6	223.6	7	219.0	5	205.3	2	74.5	4	189.3
17	36	Sami Dhahri	FRA	JUN	9	VPS RACING	FRA	Inter C	223.6	4	222.2	5	219.5	3	78.7	2			186.0
18	63	Pierre-Laurent Figuiere	FRA	CHA	5	CHAZEL TECHNOLOGIE	FRA	Inter C	223.1	7	222.6	6	222.6	8	213.8	2	204.5	3	217.3
19	123	Frédéric De Brabant	FRA	GEN	3	CHAZEL TECHNOLOGIE	FRA	NCC	217.7	5	217.7	6	215.1	7	194.9	2	79.3	3	184.9
20	23	Laurent Richard	FRA	GEN	4	HERRERO RACING	FRA	Inter C	217.3	5	213.4	6	202.2	3	183.0	2	98.3	7	182.8
21	77	Alain Jacono	FRA	GEN	5	CHAZEL TECHNOLOGIE	FRA	NCC	202.2	3	196.0	2							199.1



Alpine Mobility





Autodromo Int. do Algarve  
 Alpine Elf Cup Series  
 Qualifying - 1  
 Fastest Laps Sequence

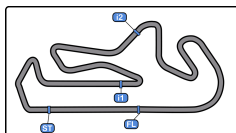


Lap	Time of Day	Session Time	Nº Driver	Nat	Cat	Team	Nat	Level	Time	Km/h
2	8:34:36.946	4:36.946	85 Thibaut Bossy		CHA	HERRERO RACING		Inter C	2:16.096	123.0
2	8:34:41.733	4:41.733	2 Florian Coruble		CHA	HAZEL TECHNOLOGIE		Inter C	2:15.170	123.9
4	8:45:02.673	15:02.673	136 Enzo Geraci		JUN	HAZEL TECHNOLOGIE		Inter C	2:11.955	126.9
5	8:46:44.332	16:44.332	26 Sandro Perissoutti		CHA	CODE RACING		NCC	2:11.186	127.6
5	8:47:24.147	17:24.147	85 Thibaut Bossy		CHA	HERRERO RACING		Inter C	2:10.748	128.1
6	8:48:54.233	18:54.233	26 Sandro Perissoutti		CHA	CODE RACING		NCC	2:09.901	128.9
5	8:49:07.559	19:07.559	38 Charles Roussanne		JUN	VPS RACING		Inter D	2:09.509	129.3
6	8:49:26.516	19:26.516	136 Enzo Geraci		JUN	HAZEL TECHNOLOGIE		Inter C	2:09.081	129.7



Alpine Mobility





Autodromo do Algarve 4.653 m.

# Autodromo Int. do Algarve Alpine Elf Cup Series Qualifying - 1



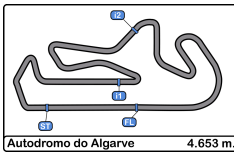
## Event Best Maximum Speed

Nº	Driver	Nat	Cat	Clas	Team	Nat	Level	Km/h	Session
5	Anthony Jurado		PRO	1	CODE RACING		NCC	246.0	Free Practice - 2
9	Philippe Bourgois		GEN	1	RACE CARS		Inter C	243.7	Free Practice - 2
136	Enzo Geraci		JUN	1	HAZEL TECHNOLOGIE		Inter C	243.2	Free Practice - 2
38	Charles Roussanne		JUN	2	VPS RACING		Inter D	243.2	Free Practice - 2
76	Pierre Sancinena		PRO	2	RACE CARS		Inter C	242.1	Free Practice - 2
4	Léo Jousset		JUN	3	RACE CARS		Inter C	242.1	Free Practice - 2
46	Clément Berlié		CHA	1	VPS RACING		NCC	242.1	Free Practice - 2
36	Sami Dhahri		JUN	4	VPS RACING		Inter C	241.6	Free Practice - 2
2	Florian Coruble		CHA	2	HAZEL TECHNOLOGIE		Inter C	241.0	Free Practice - 2
172	Philippe Lorique		GEN	2	HAZEL TECHNOLOGIE		NCC	240.5	Free Practice - 2
85	Thibaut Bossy		CHA	3	HERRERO RACING		Inter C	240.5	Free Practice - 2
88	Tom Verdier		JUN	5	HAZEL TECHNOLOGIE		Inter C	240.0	Free Practice - 2
8	Lukas Papin		JUN	6	SCHUMACHER CLRT		Inter D	239.4	Free Practice - 2
128	Mattéo Nombrot		JUN	7	HAZEL TECHNOLOGIE		Inter C	239.4	Free Practice - 2
26	Sandro Perissoutti		CHA	4	CODE RACING		NCC	239.4	Free Practice - 2
16	Gaspard Simon		JUN	8	SCHUMACHER CLRT		Inter C	239.4	Free Practice - 2
23	Laurent Richard		GEN	3	HERRERO RACING		Inter C	238.9	Free Practice - 2
63	Pierre-Laurent Figuiere		CHA	5	HAZEL TECHNOLOGIE		Inter C	238.4	Free Practice - 2
72	Enzo Carvalhido		JUN	9	SPORT AUTO RACING		Inter C	238.4	Free Practice - 2
77	Alain Jacono		GEN	4	HAZEL TECHNOLOGIE		NCC	237.8	Free Practice - 2
123	Frédéric De Brabant		GEN	5	HAZEL TECHNOLOGIE		NCC	234.7	Free Practice - 2



Alpine Mobility





**Autodromo Int. do Algarve**  
**Alpine Elf Cup Series**  
**Qualifying - 1**  
**Pit Stop Analysis**



**23** Laurent Richard Inter C

GEN HERRERO RACING

N°	In Day Time	In Time	Out Time	Pit Time	T. Pit Time	Handicap	Diff.
1	8:37:47.534	8:37:47.534	8:43:10.364	5:22.830	5:22.830		

**85** Thibaut Bossy Inter C

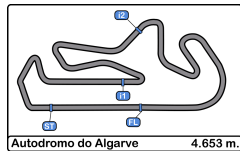
CHA HERRERO RACING

N°	In Day Time	In Time	Out Time	Pit Time	T. Pit Time	Handicap	Diff.
1	8:37:01.402	8:37:01.402	8:43:00.482	5:59.080	5:59.080		

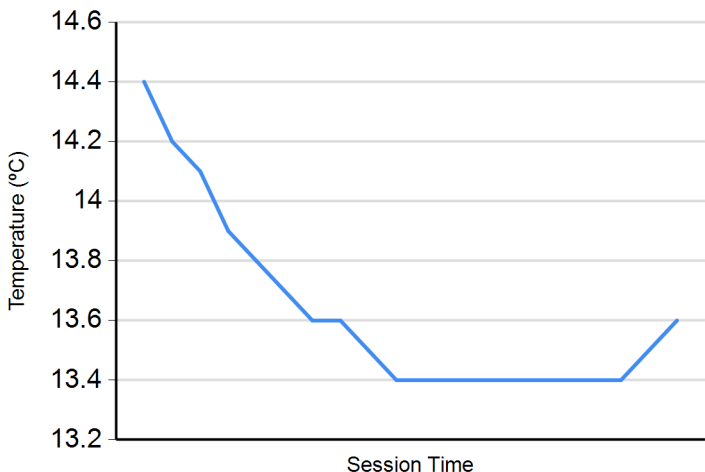


Alpine Mobility

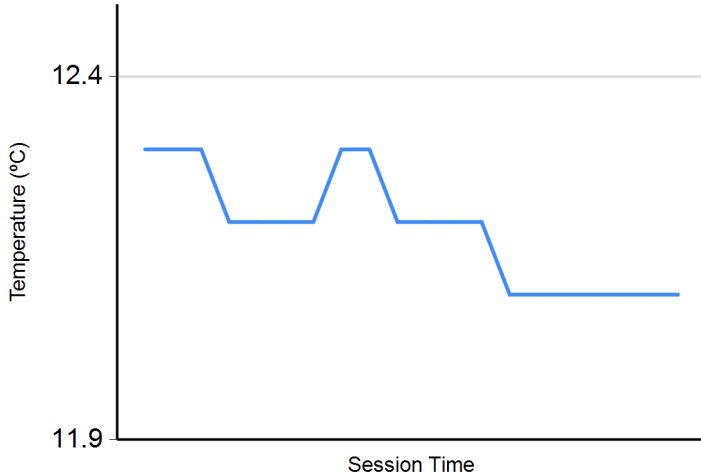




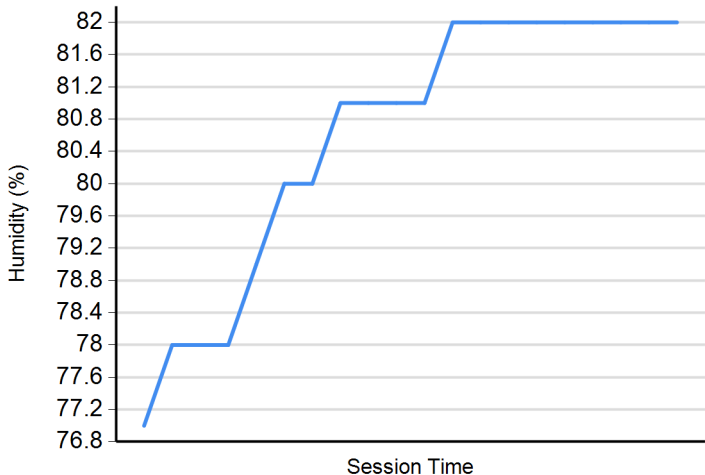
**Air Temperature**



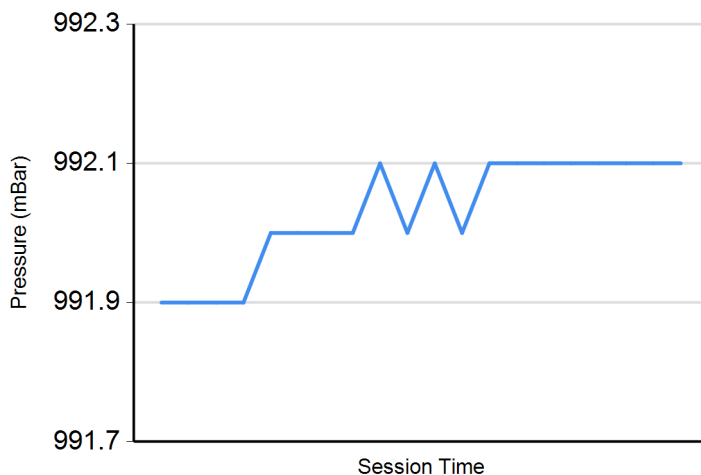
**Track Temperature**



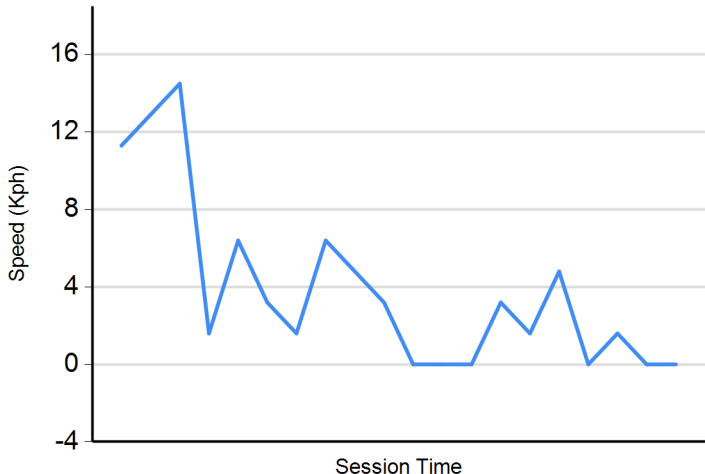
**Humidity**



**Pressure**



**Wind Speed**



**Wind direction**

