

Autodromo do Algarve 4.653 m.

Autodromo Int. do Algarve
Alpine Elf Cup Series
Free Practice - 1
Provisional Results



Clas	Nº	Driver	Nat	Cat	Clas	Team	Nat	Level	Laps	Best	Time	Gap	Interval	Km/h
1	136	Enzo Geraci	FRA	JUN	1	HAZEL TECHNOLOGIE	FRA	Inter C	16	15	1:54.640			146.1
2	4	Léo Jousset	FRA	JUN	2	RACE CARS	FRA	Inter C	19	17	1:54.851	0.211	0.211	145.8
3	16	Gaspard Simon	FRA	JUN	3	SCHUMACHER CLRT	FRA	Inter C	17	16	1:55.006	0.366	0.155	145.6
4	88	Tom Verdier	FRA	JUN	4	HAZEL TECHNOLOGIE	FRA	Inter C	17	16	1:55.334	0.694	0.328	145.2
5	38	Charles Roussanne	FRA	JUN	5	VPS RACING	FRA	Inter D	17	14	1:55.487	0.847	0.153	145.0
6	26	Sandro Perissoutti	FRA	CHA	1	CODE RACING	FRA	NCC	18	17	1:55.522	0.882	0.035	145.0
7	128	Mattéo Nombrot	FRA	JUN	6	HAZEL TECHNOLOGIE	FRA	Inter C	15	14	1:55.640	1.000	0.118	144.8
8	8	Lukas Papin	FRA	JUN	7	SCHUMACHER CLRT	FRA	Inter D	13	12	1:55.927	1.287	0.287	144.4
9	2	Florian Coruble	FRA	CHA	2	HAZEL TECHNOLOGIE	FRA	Inter C	16	14	1:56.071	1.431	0.144	144.3
10	76	Pierre Sancinena	FRA	PRO	1	RACE CARS	FRA	Inter C	19	17	1:56.454	1.814	0.383	143.8
11	85	Thibaut Bossy	FRA	CHA	3	HERRERO RACING	FRA	Inter C	15	14	1:56.501	1.861	0.047	143.7
12	72	Enzo Carvalhido	FRA	JUN	8	SPORT AUTO RACING	FRA	Inter C	17	15	1:59.273	4.633	2.772	140.4
13	123	Frédéric De Brabant	FRA	GEN	1	HAZEL TECHNOLOGIE	FRA	NCC	15	14	1:59.446	4.806	0.173	140.2
14	36	Sami Dhahri	FRA	JUN	9	VPS RACING	FRA	Inter C	14	13	2:00.327	5.687	0.881	139.2
15	5	Anthony Jurado	FRA	PRO	2	CODE RACING	FRA	NCC	16	11	2:02.995	8.355	2.668	136.1
16	9	Philippe Bourgois	BEL	GEN	2	RACE CARS	BEL	Inter C	20	18	2:04.329	9.689	1.334	134.7
17	77	Alain Jacono	FRA	GEN	3	HAZEL TECHNOLOGIE	FRA	NCC	15	13	2:05.171	10.531	0.842	133.8
18	63	Pierre-Laurent Figuiere	FRA	CHA	4	HAZEL TECHNOLOGIE	FRA	Inter C	19	18	2:05.599	10.959	0.428	133.3
19	23	Laurent Richard	FRA	GEN	4	HERRERO RACING	FRA	Inter C	17	15	2:05.641	11.001	0.042	133.3
20	46	Clément Berlié	FRA	CHA	5	VPS RACING	FRA	NCC	16	13	2:07.225	12.585	1.584	131.6
21	172	Philippe Loriquer	FRA	GEN	5	HAZEL TECHNOLOGIE	FRA	NCC	14	13	2:09.478	14.838	2.253	129.3

* PENALTIES

SOME LAP TIME DELETED DUE TRACK LIMITS

Published at:.....

Track Temp: 20.1 °C Air Temp: 16.9 °C Humidity: 70 % Track Status: WET

Race Director:

Pierre Delette

Timekeeper:

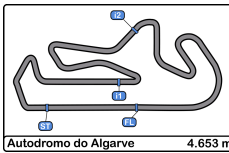
Luis Garcia

JOB-2654-ESP/M



Alpine Mobility





Autodromo Int. do Algarve
Alpine Elf Cup Series
Free Practice - 1
Provisional Results by Category



PRO														
Clas	Nº	Driver	Nat	Cat	Clas	Team	Nat	Level	Laps	Best	Time	Gap	Interval	Km/h
1	76	Pierre Sancinena		PRO	1	RACE CARS		Inter C	19	17	1:56.454			143.8
2	5	Anthony Jurado		PRO	2	CODE RACING		NCC	16	11	2:02.995	6.541	6.541	136.1

CHA														
Clas	Nº	Driver	Nat	Cat	Clas	Team	Nat	Level	Laps	Best	Time	Gap	Interval	Km/h
1	26	Sandro Perissoutti		CHA	1	CODE RACING		NCC	18	17	1:55.522			145.0
2	2	Florian Coruble		CHA	2	HAZEL TECHNOLOGIE		Inter C	16	14	1:56.071	0.549	0.549	144.3
3	85	Thibaut Bossy		CHA	3	HERRERO RACING		Inter C	15	14	1:56.501	0.979	0.430	143.7
4	63	Pierre-Laurent Figuiere		CHA	4	HAZEL TECHNOLOGIE		Inter C	19	18	2:05.599	10.077	9.098	133.3
5	46	Clément Berlié		CHA	5	VPS RACING		NCC	16	13	2:07.225	11.703	1.626	131.6

JUN														
Clas	Nº	Driver	Nat	Cat	Clas	Team	Nat	Level	Laps	Best	Time	Gap	Interval	Km/h
1	136	Enzo Geraci		JUN	1	HAZEL TECHNOLOGIE		Inter C	16	15	1:54.640			146.1
2	4	Léo Jousset		JUN	2	RACE CARS		Inter C	19	17	1:54.851	0.211	0.211	145.8
3	16	Gaspard Simon		JUN	3	SCHUMACHER CLRT		Inter C	17	16	1:55.006	0.366	0.155	145.6
4	88	Tom Verdier		JUN	4	HAZEL TECHNOLOGIE		Inter C	17	16	1:55.334	0.694	0.328	145.2
5	38	Charles Roussanne		JUN	5	VPS RACING		Inter D	17	14	1:55.487	0.847	0.153	145.0
6	128	Mattéo Nombrot		JUN	6	HAZEL TECHNOLOGIE		Inter C	15	14	1:55.640	1.000	0.153	144.8
7	8	Lukas Papin		JUN	7	SCHUMACHER CLRT		Inter D	13	12	1:55.927	1.287	0.287	144.4
8	72	Enzo Carvalhido		JUN	8	SPORT AUTO RACING		Inter C	17	15	1:59.273	4.633	3.346	140.4
9	36	Sami Dhahri		JUN	9	VPS RACING		Inter C	14	13	2:00.327	5.687	1.054	139.2

GEN														
Clas	Nº	Driver	Nat	Cat	Clas	Team	Nat	Level	Laps	Best	Time	Gap	Interval	Km/h
1	123	Frédéric De Brabant		GEN	1	HAZEL TECHNOLOGIE		NCC	15	14	1:59.446			140.2
2	9	Philippe Bourgois		GEN	2	RACE CARS		Inter C	20	18	2:04.329	4.883	4.883	134.7
3	77	Alain Jacono		GEN	3	HAZEL TECHNOLOGIE		NCC	15	13	2:05.171	5.725	0.842	133.8
4	23	Laurent Richard		GEN	4	HERRERO RACING		Inter C	17	15	2:05.641	6.195	0.470	133.3
5	172	Philippe Loriquer		GEN	5	HAZEL TECHNOLOGIE		NCC	14	13	2:09.478	10.032	3.837	129.3

*** PENALTIES**

SOME LAP TIME DELETED DUE TRACK LIMITS

Published at:.....

Track Temp: 20.1 °C Air Temp: 16.9 °C Humidity: 70 % Track Status: WET

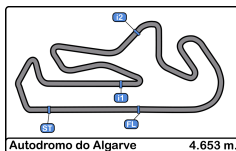
Race Director:

Pierre Delettre

Timekeeper:

Luis Garcia
 JOB-2654-ESP/M





Autodromo Int. do Algarve
Alpine Elf Cup Series
Free Practice - 1
Provisional Results by Class



NCC														
Clas	Nº	Driver	Nat	Cat	Clas	Team	Nat	Level	Laps	Best	Time	Gap	Interval	Km/h
1	26	Sandro Perissoutti		NCC	1	CODE RACING		NCC	18	17	1:55.522			145.0
2	123	Frédéric De Brabant		NCC	2	HAZEL TECHNOLOGIE		NCC	15	14	1:59.446	3.924	3.924	140.2
3	5	Anthony Jurado		NCC	3	CODE RACING		NCC	16	11	2:02.995	7.473	3.549	136.1
4	77	Alain Jacono		NCC	4	HAZEL TECHNOLOGIE		NCC	15	13	2:05.171	9.649	2.176	133.8
5	46	Clément Berlié		NCC	5	VPS RACING		NCC	16	13	2:07.225	11.703	2.054	131.6
6	172	Philippe Loriquier		NCC	6	HAZEL TECHNOLOGIE		NCC	14	13	2:09.478	13.956	2.253	129.3

Inter C														
Clas	Nº	Driver	Nat	Cat	Clas	Team	Nat	Level	Laps	Best	Time	Gap	Interval	Km/h
1	136	Enzo Geraci		Inter C	1	HAZEL TECHNOLOGIE		Inter C	16	15	1:54.640			146.1
2	4	Léo Jousset		Inter C	2	RACE CARS		Inter C	19	17	1:54.851	0.211	0.211	145.8
3	88	Tom Verdier		Inter C	3	HAZEL TECHNOLOGIE		Inter C	17	16	1:55.334	0.694	0.483	145.2
4	128	Mattéo Nombrot		Inter C	4	HAZEL TECHNOLOGIE		Inter C	15	14	1:55.640	1.000	0.306	144.8
5	76	Pierre Sancinena		Inter C	5	RACE CARS		Inter C	19	17	1:56.454	1.814	0.814	143.8
6	85	Thibaut Bossy		Inter C	6	HERRERO RACING		Inter C	15	14	1:56.501	1.861	0.047	143.7
7	36	Sami Dhahri		Inter C	7	VPS RACING		Inter C	14	13	2:00.327	5.687	3.826	139.2
8	9	Philippe Bourgois		Inter C	8	RACE CARS		Inter C	20	18	2:04.329	9.689	4.002	134.7
9	23	Laurent Richard		Inter C	9	HERRERO RACING		Inter C	17	15	2:05.641	11.001	1.312	133.3

Inter C														
Clas	Nº	Driver	Nat	Cat	Clas	Team	Nat	Level	Laps	Best	Time	Gap	Interval	Km/h
1	16	Gaspard Simon		Inter C	1	SCHUMACHER CLRT		Inter C	17	16	1:55.006			145.6
2	2	Florian Coruble		Inter C	2	HAZEL TECHNOLOGIE		Inter C	16	14	1:56.071	1.065	1.065	144.3
3	72	Enzo Carvalhido		Inter C	3	SPORT AUTO RACING		Inter C	17	15	1:59.273	4.267	3.202	140.4
4	63	Pierre-Laurent Figuiere		Inter C	4	HAZEL TECHNOLOGIE		Inter C	19	18	2:05.599	10.593	6.326	133.3

Inter D														
Clas	Nº	Driver	Nat	Cat	Clas	Team	Nat	Level	Laps	Best	Time	Gap	Interval	Km/h
1	38	Charles Roussanne		Inter D	1	VPS RACING		Inter D	17	14	1:55.487			145.0
2	8	Lukas Papin		Inter D	2	SCHUMACHER CLRT		Inter D	13	12	1:55.927	0.440	0.440	144.4

* PENALTIES

SOME LAP TIME DELETED DUE TRACK LIMITS

Published at:.....

Track Temp: 20.1 °C Air Temp: 16.9 °C Humidity: 70 % Track Status: WET

Race Director:

Pierre Delettre

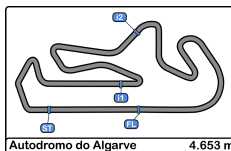
Timekeeper:

Luis Garcia
JOB-2654-ESP/M



Alpine Mobility





Autodromo Int. do Algarve
Alpine Elf Cup Series
Free Practice - 1
Lap Analysis



2 Florian Coruble Inter C 5 Anthony Jurado NCC

CHA						CHAZEL TECHNOLOGIE						PRO						CODE RACING DEVELOPMENT													
Lap	D	Time	Sector 1	Sector 2	Sector 3	T. Spd	Elapsed	Lap	D	Time	Sector 1	Sector 2	Sector 3	T. Spd	Elapsed	Lap	D	Time	Sector 1	Sector 2	Sector 3	T. Spd	Elapsed	Lap	D	Time	Sector 1	Sector 2	Sector 3	T. Spd	Elapsed
1		12:40:24.607	12:38:52.192	42.348	50.067		12:40:24.607	1		12:42:02.303	12:40:28.957	43.332	50.014		12:42:02.303	2		2:11.943	41.927	41.156	48.860	228.3	12:42:36.550	2		2:13.675	42.690	41.539	49.446	226.4	12:44:15.978
3		2:10.204	41.138	40.487	48.579	228.3	12:44:46.754	3		2:39.484	58.346	48.189	52.949	229.7	12:46:55.462	4		2:38.553	1:03.468	42.427	52.658	229.7	12:47:25.307	4		2:24.078	41.920	47.327	54.831	235.8	12:49:19.540
5		2:08.738	40.747	39.971	48.020	230.2	12:49:34.045	5		2:08.089	40.856	39.744	47.489	233.7	12:51:27.629	6		2:07.681	40.447	39.638	47.596	230.2	12:51:41.726	6		2:07.644	41.068	39.508	47.068	230.7	12:53:35.273
7		2:07.006	40.542	39.385	47.079	227.8	12:53:48.732	7		2:24.732	52.459	44.753	47.520	229.2	12:56:00.005	8		2:23.638 P	40.929	41.534	1:01.175	228.3	12:56:12.370	8		2:07.048	40.545	39.110	47.393	231.2	12:58:07.053
9		10:36.590	9:07.503	42.412	46.675		13:06:48.960	9		2:24.472 P	42.192	42.226	1:00.054	225.9	13:00:31.525	10		1:59.302	39.020	36.562	43.720	207.2	13:08:48.262	10		4:05.135	2:40.049	39.114	45.972		13:04:36.660
11		1:56.626	36.732	36.226	43.668	233.7	13:10:44.888	11		2:02.995	39.102	38.160	45.733	234.2	13:06:39.655	12		1:56.527	36.469	35.844	44.214	233.2	13:12:41.415	12		2:03.785	39.389	37.929	46.467	232.7	13:08:43.440
13		1:58.868	36.793	36.492	45.583	230.7	13:14:40.283	13		2:05.548	38.993	38.048	48.507	229.7	13:10:48.988	14		1:56.071	36.391	35.986	43.694	234.2	13:16:36.354	14		2:22.200 P	41.761	42.060	58.379	201.1	13:13:11.188
15		2:01.566	36.347	40.127	45.092	233.2	13:18:37.920	15		5:13.567	3:41.816	44.346	47.405		13:18:24.755	16		2:01.566	36.347	40.127	45.092	233.2	13:18:37.920	16		5:13.567	3:41.816	44.346	47.405		13:18:24.755
16		2:16.970 P	40.391	40.157	56.422	195.6	13:20:54.890	16		2:20.750 P	38.293	37.289	1:05.168	230.7	13:20:45.505																

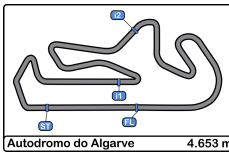
4 Léo Jousset Inter C 8 Lukas Papin Inter D

JUN						RACE CARS CONSULTING						JUN						SCHUMACHER CLRT																
Lap	D	Time	Sector 1	Sector 2	Sector 3	T. Spd	Elapsed	Lap	D	Time	Sector 1	Sector 2	Sector 3	T. Spd	Elapsed	Lap	D	Time	Sector 1	Sector 2	Sector 3	T. Spd	Elapsed	Lap	D	Time	Sector 1	Sector 2	Sector 3	T. Spd	Elapsed			
1		12:40:40.193	12:39:05.828	43.874	50.491		12:40:40.193	1		12:40:56.091	12:39:22.654	42.618	50.819		12:40:56.091	2		2:12.227	41.639	40.999	49.589	228.8	12:42:52.420	2		2:14.547	42.233	41.867	50.447	230.2	12:43:10.638			
3		2:09.897	41.501	40.334	48.062	226.8	12:45:02.317	3		2:13.574	42.048	41.754	49.772	229.7	12:45:24.212	4		2:08.958	40.878	39.712	48.368	229.2	12:47:11.275	4		2:12.002	41.582	40.749	49.671	230.2	12:47:36.214			
5		2:07.264	40.332	39.414	47.518	228.3	12:49:18.539	5		2:19.013 P	41.192	40.193	57.628	230.7	12:49:55.227	6		2:07.234	40.152	39.331	47.751	229.7	12:51:25.773	6		9:54.917	8:28.254	39.134	47.529		12:59:50.144			
7		2:05.668	39.837	38.463	47.368	229.2	12:53:31.441	7		2:05.471	39.785	38.542	47.144	228.8	13:01:55.615	8		2:04.961	39.720	38.495	46.746	228.3	12:55:36.402	8		2:04.959	39.605	38.336	47.018	228.8	13:04:00.574			
9		2:05.613	40.070	38.935	46.608	231.2	12:57:42.015	9		2:12.368 P	40.692	38.331	53.345	229.7	13:06:12.942	10		2:03.885	39.366	38.114	46.405	230.2	12:59:45.900	10		4:34.427 P	3:01.173	38.151	55.103		13:10:47.369			
11		2:03.029	39.248	37.753	46.028	229.7	13:01:48.929	11		6:17.882	4:54.665	38.714	44.503		13:17:05.251	12		2:04.297	39.753	38.479	46.065	229.7	13:03:53.226	12		1:55.927	36.870	35.681	43.376	232.2	13:19:01.178			
13		2:02.274	38.632	37.880	45.762	231.2	13:05:55.500	13		2:05.026 P	36.808	35.758	52.460	233.7	13:21:06.204	14		2:11.719 P	38.595	37.664	55.460	229.7	13:08:07.219	14										
15		4:46.950	3:25.138	37.545	44.267		13:12:54.169	15		1:55.311	36.361	35.739	43.211	234.7	13:14:49.480	16		1:54.851	36.031	35.624	43.196	236.3	13:16:44.331	16		4:54.759	36.249	35.220	43.290	234.2	13:18:39.090			
17		1:54.851	36.031	35.624	43.196	236.3	13:16:44.331	17		2:17.034 P	40.349	39.825	56.860	191.8	13:20:56.124																			



Alpine Mobility





Autodromo Int. do Algarve
Alpine Elf Cup Series
Free Practice - 1
Lap Analysis



9 Philippe Bourgois Inter C **23** Laurent Richard Inter C

GEN							RACE CARS CONSULTING						GEN							HERRERO RACING					
Lap	D	Time	Sector 1	Sector 2	Sector 3	T. Spd	Elapsed	Lap	D	Time	Sector 1	Sector 2	Sector 3	T. Spd	Elapsed	Lap	D	Time	Sector 1	Sector 2	Sector 3	T. Spd	Elapsed		
1		12:40:51.466	12:39:14.428	45.615	51.423		12:40:51.466	1		12:40:36.130	12:39:02.445	42.521	51.164		12:40:36.130										
2		2:21.438	45.604	42.322	53.512	191.8	12:43:12.904	2		2:16.286	42.325	41.782	52.179	214.7	12:42:52.416										
3		2:13.668	41.922	41.596	50.150	229.7	12:45:26.572	3		2:14.155	42.455	41.377	50.323	204.9	12:45:06.571										
4		2:14.238	43.231	41.204	49.803	227.3	12:47:40.810	4		2:14.020	42.508	41.160	50.352	218.1	12:47:20.591										
5		2:11.034	41.475	40.473	49.086	228.3	12:49:51.844	5		2:16.039	43.415	41.643	50.981	223.1	12:49:36.630										
6		2:09.096	40.089	40.156	48.851	230.7	12:52:00.940	6		2:12.103	41.614	41.120	49.369	202.6	12:51:48.733										
7		2:11.663	42.514	40.401	48.748	230.7	12:54:12.603	7		2:11.118	41.394	40.072	49.652	220.8	12:53:59.851										
8		2:08.731	39.971	40.275	48.485	228.8	12:56:21.334	8		2:11.578	41.375	40.493	49.710	223.6	12:56:11.429										
9		2:07.187	39.956	39.096	48.135	229.2	12:58:28.521	9		2:12.345	41.048	40.166	51.131	225.4	12:58:23.774										
10		2:08.495	40.522	39.553	48.420	229.2	13:00:37.016	10		2:27.429 P	40.933	46.440	1:00.056	223.6	13:00:51.203										
11		2:06.283	39.628	38.688	47.967	229.2	13:02:43.299	11		6:37.099	5:10.535	38.692	47.872		13:07:28.302										
12		2:07.393	40.171	38.935	48.287	227.8	13:04:50.692	12		2:07.367	40.038	39.212	48.117	228.3	13:09:35.669										
13		2:07.031	39.644	38.905	48.482	230.2	13:06:57.723	13		2:06.877	39.601	38.674	48.602	222.6	13:11:42.546										
14		2:05.334	39.436	38.152	47.743	227.8	13:09:03.054	14		2:06.318	40.043	38.812	47.463	225.0	13:13:48.864										
15		2:04.528	39.047	38.140	47.341	230.2	13:11:07.582	15		2:05.641	40.173	38.637	46.831	227.3	13:15:54.505										
16		2:06.488	39.495	38.474	48.519	229.7	13:13:14.070	16		2:05.940	39.363	39.047	47.530	226.4	13:18:00.445										
17		2:05.900	39.038	38.446	48.416	231.7	13:15:19.970	17		2:36.901 P	46.372	46.092	1:04.437	186.5	13:20:37.346										
18		2:04.329	39.327	37.897	47.105	222.2	13:17:24.299																		
19		2:06.469	40.638	37.946	47.885	227.3	13:19:30.768																		
20		4:32.771 P	2:52.535	39.944	1:00.292	173.9	13:24:03.539																		

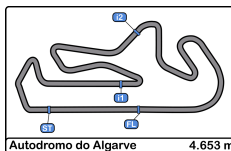
16 Gaspard Simon Inter C **26** Sandro Perissoutti NCC

JUN							SCHUMACHER CLRT						CHA							CODE RACING DEVELOPMENT					
Lap	D	Time	Sector 1	Sector 2	Sector 3	T. Spd	Elapsed	Lap	D	Time	Sector 1	Sector 2	Sector 3	T. Spd	Elapsed	Lap	D	Time	Sector 1	Sector 2	Sector 3	T. Spd	Elapsed		
1		12:41:01.336	12:39:25.982	41.263	54.091		12:41:01.336	1		12:40:31.239	12:38:56.324	43.655	51.260		12:40:31.239										
2		2:12.298	41.905	40.598	49.795	229.7	12:43:13.634	2		2:30.969	43.710	41.935	1:05.324	225.9	12:43:02.208										
3		2:13.305	41.603	41.564	50.138	232.7	12:45:26.939	3		2:14.088	42.278	41.796	50.014	220.8	12:45:16.296										
4		2:10.812	41.767	40.317	48.728	234.7	12:47:37.751	4		2:40.956	41.840	40.280	48.836	219.5	12:47:27.252										
5		2:09.509	40.749	39.713	49.047	230.2	12:49:47.260	5		2:09.571	40.879	39.602	49.090	232.7	12:49:36.823										
6		2:09.395	40.317		2:58.442	232.2	12:51:56.655	6		2:08.892	40.544	40.051	48.297	230.7	12:51:45.715										
7		2:15.764 P	40.368	39.482	55.914	228.3	12:54:12.419	7		2:15.642 P	41.360	39.772	54.510	230.2	12:54:01.357										
8		5:08.691	3:42.732	38.726	47.233		12:59:21.110	8		3:39.470	2:13.455	38.813	47.202		12:57:40.827										
9		2:04.517	39.513	38.054	46.950	229.7	13:01:25.627	9		2:06.375	40.304	39.208	46.863	227.8	12:59:47.202										
10		2:04.373	39.549	37.774	47.050	228.8	13:03:30.000	10		2:06.425	40.450	38.190	46.785	229.2	13:01:52.627										
11		2:04.249	39.443	38.082	46.724	227.3	13:05:34.249	11		2:03.585	39.068	37.865	46.652	229.7	13:03:56.212										
12		2:03.284	39.194	37.766	46.324	228.3	13:07:37.533	12		2:03.439	39.053	37.575	46.811	229.7	13:05:59.651										
13		2:21.090 P	49.785	37.612	53.693	228.3	13:09:58.623	13		2:02.307	38.498	37.504	46.305	229.2	13:08:01.958										
14		5:42.176	4:20.526	36.803	44.847		13:15:40.799	14		2:10.131 P	39.176	38.334	52.621	229.2	13:10:12.089										
15		1:55.280	36.740	35.664	42.876	234.7	13:17:36.079	15		4:43.132	3:20.592	38.286	44.254		13:14:55.221										
16		2:21.090 P	49.785	37.612	53.693	228.3	13:09:58.623	16		1:55.522	36.531	35.933	43.058	234.2	13:18:47.658										
17		1:55.006	36.030		2:37.882	237.8	13:19:31.085	17		2:11.782 P	36.959	36.127	58.696	234.7	13:20:59.440										
18		2:08.425 P	38.390	37.069	52.966	237.3	13:21:39.510	18																	



Alpine Mobility





Autodromo Int. do Algarve
Alpine Elf Cup Series
Free Practice - 1
Lap Analysis



36 Sami Dhahri Inter C **63** Pierre-Laurent Figuiere Inter C

JUN VPS RACING CHA CHAZEL TECHNOLOGIE

Lap D	Time	Sector 1	Sector 2	Sector 3	T. Spd	Elapsed	Lap D	Time	Sector 1	Sector 2	Sector 3	T. Spd	Elapsed
1	12:46:43.346	12:45:07.436	44.128	51.782		12:46:43.346	1	12:40:37.977	12:39:00.722	44.466	52.789		12:40:37.977
2	2:15.335	41.988	42.804	50.543	225.9	12:48:58.681	2	2:30.434	43.274	43.091	1:04.069	224.5	12:43:08.411
3	2:12.781	41.893	41.577	49.311	226.8	12:51:11.462	3	2:17.679	43.251	42.311	52.117	220.4	12:45:26.090
4	2:10.584	40.927	40.794	48.863	228.8	12:53:22.046	4	2:16.634	42.618	42.298	51.718	229.7	12:47:42.724
5	2:09.683	40.535	40.547	48.601	228.8	12:55:31.729	5	2:13.863	41.563	40.959	51.341	231.7	12:49:56.587
6	2:22.512 P	40.362	40.482	1:01.668	229.2	12:57:54.241	6	2:12.600	41.277	41.101	50.222	231.7	12:52:09.187
7	6:19.112	4:50.059	41.375	47.678		13:04:13.353	7	2:12.758	41.755	41.329	49.674	229.7	12:54:21.945
8	2:05.842	39.411	39.276	47.155	229.2	13:06:19.195	8	2:11.359	41.857	40.236	49.266	228.8	12:56:33.304
9	2:18.529 P	39.039	41.397	58.093	228.3	13:08:37.724	9	2:10.287	41.027	40.107	49.153	229.7	12:58:43.591
10	4:48.810	3:17.931	42.933	47.946		13:13:26.534	10	2:09.806	40.734	39.897	49.175	228.8	13:00:53.397
11	2:01.830	38.512	38.066	45.252	229.7	13:15:28.364	11	2:08.390	40.697	39.506	48.187	229.2	13:03:01.787
12	2:01.084	39.765	36.711	44.608	230.7	13:17:29.448	12	2:07.954	40.422	39.317	48.215	229.7	13:05:09.741
13	2:00.327	37.250	36.879	46.198	229.7	13:19:29.775	13	2:07.009	40.115	39.099	47.795	229.7	13:07:16.750
14	2:08.086 P	37.452	37.510	53.124	232.2	13:21:37.861	14	2:13.106	40.185	39.191	53.730	229.2	13:09:29.856

38 Charles Roussanne Inter D

JUN VPS RACING

Lap D	Time	Sector 1	Sector 2	Sector 3	T. Spd	Elapsed	Lap D	Time	Sector 1	Sector 2	Sector 3	T. Spd	Elapsed
1	12:40:53.498	12:39:21.036		12:40:53.498		12:40:53.498	15	2:09.888	40.761	40.945	48.182	217.3	13:11:39.744
2	2:14.322	42.247	12:43:07.820	231.2	12:43:07.820		16	2:06.048	39.806	38.608	47.634	230.2	13:13:45.792
3	2:13.193	42.562	12:45:21.013	231.7	12:45:21.013		17	2:06.072	39.630	39.010	47.432	230.2	13:15:51.864
4	2:09.309	40.794	12:47:30.322	229.2	12:47:30.322		18	2:05.599	39.276	38.699	47.624	229.7	13:17:57.463
5	2:08.548	40.236	12:49:38.870	232.7	12:49:38.870		19	2:29.508 P	40.583	46.095	1:02.830	230.2	13:20:26.971

72 Enzo Carvalhido Inter C

JUN SPORT AUTO RACING

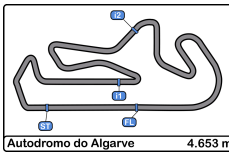
Lap D	Time	Sector 1	Sector 2	Sector 3	T. Spd	Elapsed	Lap D	Time	Sector 1	Sector 2	Sector 3	T. Spd	Elapsed
1	12:41:03.332	12:39:29.233	42.855	51.244		12:41:03.332	1	12:41:03.332	12:39:29.233	42.855	51.244		12:41:03.332
2	2:12.524	41.960	40.879	49.685	228.8	12:43:15.856	2	2:12.524	41.960	40.879	49.685	228.8	12:43:15.856
3	2:11.608	41.436	41.033	49.139	229.7	12:45:27.464	3	2:13.349	42.483	41.600	49.266	230.7	12:47:40.813
4	2:13.349	42.483	41.600	49.266	230.7	12:47:40.813	4	2:13.349	42.483	41.600	49.266	230.7	12:47:40.813
5	2:09.679	40.616	40.058	49.005	229.2	12:49:50.492	5	2:09.679	40.616	40.058	49.005	229.2	12:49:50.492
6	2:08.793	40.526	40.193	48.074	230.2	12:51:59.285	6	2:08.793	40.526	40.193	48.074	230.2	12:51:59.285
7	2:18.398 P	40.853	40.957	56.588	232.7	12:54:17.683	7	2:18.398 P	40.853	40.957	56.588	232.7	12:54:17.683
8	4:13.779	2:48.187	38.960	46.632		12:58:31.462	8	4:13.779	2:48.187	38.960	46.632		12:58:31.462
9	2:04.811	39.389	38.476	46.946	230.2	13:00:36.273	9	2:04.811	39.389	38.476	46.946	230.2	13:00:36.273
10	2:03.281	38.997	37.856	46.428	228.3	13:02:39.554	10	2:03.281	38.997	37.856	46.428	228.3	13:02:39.554
11	2:03.287	39.087	38.073	46.127	229.7	13:04:42.841	11	2:03.287	39.087	38.073	46.127	229.7	13:04:42.841
12	2:02.800	38.791	37.704	46.305	228.8	13:06:45.641	12	2:02.800	38.791	37.704	46.305	228.8	13:06:45.641
13	2:12.913 P	38.825	37.813	56.275	228.3	13:08:58.554	13	2:12.913 P	38.825	37.813	56.275	228.3	13:08:58.554
14	6:26.511	5:01.098	38.926	46.487		13:15:25.065	14	6:26.511	5:01.098	38.926	46.487		13:15:25.065
15	1:59.273	38.163	36.416	44.694	225.9	13:17:24.338	15	1:59.273	38.163	36.416	44.694	225.9	13:17:24.338
16	2:00.247	38.840	36.994	44.413	228.3	13:19:24.585	16	2:00.247	38.840	36.994	44.413	228.3	13:19:24.585
17	2:22.361 P	42.630	40.815	58.916	214.7	13:21:46.946	17	2:22.361 P	42.630	40.815	58.916	214.7	13:21:46.946

46 Clément Berlié NCC

CHA VPS RACING

Lap D	Time	Sector 1	Sector 2	Sector 3	T. Spd	Elapsed	Lap D	Time	Sector 1	Sector 2	Sector 3	T. Spd	Elapsed
1	12:40:53.015	12:39:19.579		12:40:53.015		12:40:53.015	1	12:40:53.015	12:39:19.579		12:40:53.015		12:40:53.015
2	2:14.555	42.528	12:43:07.570	225.0	12:43:07.570		2	2:14.555	42.528	12:43:07.570	225.0	12:43:07.570	
3	2:14.751	42.462	12:45:22.321	228.3	12:45:22.321		3	2:14.751	42.462	12:45:22.321	228.3	12:45:22.321	
4	2:11.558	40.988	12:47:33.879	233.2	12:47:33.879		4	2:11.558	40.988	12:47:33.879	233.2	12:47:33.879	
5	2:11.946	41.150	12:49:45.825	231.7	12:49:45.825		5	2:11.946	41.150	12:49:45.825	231.7	12:49:45.825	
6	2:11.422	40.890	12:51:57.247	232.2	12:51:57.247		6	2:11.422	40.890	12:51:57.247	232.2	12:51:57.247	
7	2:17.783 P	40.808	12:54:15.030	233.2	12:54:15.030		7	2:17.783 P	40.808	12:54:15.030	233.2	12:54:15.030	
8	4:45.255	3:13.579	12:59:00.285		12:59:00.285		8	4:45.255	3:13.579	12:59:00.285		12:59:00.285	
9	2:11.178	41.079	13:01:11.463	227.3	13:01:11.463		9	2:11.178	41.079	13:01:11.463	227.3	13:01:11.463	
10	2:09.697	40.583	13:03:21.160	229.7	13:03:21.160		10	2:09.697	40.583	13:03:21.160	229.7	13:03:21.160	
11	2:08.988	41.044	13:05:30.148	229.2	13:05:30.148		11	2:08.988	41.044	13:05:30.148	229.2	13:05:30.148	
12	2:08.228	39.680	13:07:38.376	230.2	13:07:38.376		12	2:08.228	39.680	13:07:38.376	230.2	13:07:38.376	
13	2:07.225	39.562	13:09:45.601	232.2	13:09:45.601		13	2:07.225	39.562	13:09:45.601	232.2	13:09:45.601	
14	2:10.524 P	38.877	13:11:56.125	229.7	13:11:56.125		14	2:10.524 P	38.877	13:11:56.125	229.7	13:11:56.125	
15	4:02.714	2:36.840	13:15:58.839		13:15:58.839		15	4:02.714	2:36.840	13:15:58.839		13:15:58.839	
16	2:07.812 P	37.702	13:18:06.651	232.2	13:18:06.651		16	2:07.812 P	37.702	13:18:06.651	232.2	13:18:06.651	





Autodromo Int. do Algarve
Alpine Elf Cup Series
Free Practice - 1
Lap Analysis



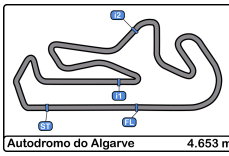
76 Pierre Sancinena Inter C **85** Thibaut Bossy Inter C

PRO RACE CARS CONSULTING							CHA HERRERO RACING						
Lap D	Time	Sector 1	Sector 2	Sector 3	T. Spd	Elapsed	Lap D	Time	Sector 1	Sector 2	Sector 3	T. Spd	Elapsed
1	12:40:50.336	12:39:13.619	45.622	51.095		12:40:50.336	1	12:40:31.899	12:39:00.195	41.994	49.710		12:40:31.899
2	2:21.563	46.167	42.303	53.093	192.8	12:43:11.899	2	2:13.994	42.227	41.636	50.131	233.7	12:42:45.893
3	2:21.440	42.182	45.191	54.067	219.0	12:45:33.339	3	2:12.208	41.519	41.192	49.497	230.2	12:44:58.101
4	2:11.234	41.493	40.758	48.983	229.7	12:47:44.573	4	2:21.803 P	41.987	40.419	59.397	224.5	12:47:19.904
5	2:10.235	41.156	40.099	48.980	230.7	12:49:54.808	5	6:56.215	5:23.409	44.011	48.795		12:54:16.119
6	2:07.034	40.083	39.833	47.118	229.7	12:52:01.842	6	2:06.572	39.479	39.382	47.711	228.3	12:56:22.691
7	2:08.659	40.921	39.755	47.983	232.2	12:54:10.501	7	2:06.045	39.677	38.918	47.450	232.2	12:58:28.736
8	2:06.505	40.551	38.852	47.102	225.0	12:56:17.006	8	2:19.018 P	39.557	38.809	1:00.652	231.7	13:00:47.754
9	2:05.405	39.631	38.527	47.247	227.8	12:58:22.411	9	6:10.502 P	4:36.181	39.991	54.330		13:06:58.256
10	2:04.761	39.536	38.401	46.824	226.8	13:00:27.172	10	4:35.547	3:04.519	41.393	49.635		13:11:33.803
11	2:04.558	39.091	38.451	47.016	227.8	13:02:31.730	11	1:58.791	38.101	36.492	44.198	229.2	13:13:32.594
12	2:03.906	39.317	38.203	46.386	230.2	13:04:35.636	12	1:57.390	36.663	37.162	43.565	233.7	13:15:29.984
13	2:03.314	38.994	38.025	46.295	230.7	13:06:38.950	13	1:56.908	37.612	35.725	43.571	236.8	13:17:26.892
14	2:02.599	38.872	37.435	46.292	227.8	13:08:41.549	14	1:56.501	36.758	36.277	43.466	236.3	13:19:23.393
15	2:13.809 P	38.819	38.112	56.878	228.3	13:10:55.358	15	2:11.035 P	36.322	35.511	59.202	235.8	13:21:34.428
16	4:42.373	3:20.363	37.714	44.296		13:15:37.731	88 Tom Verdier Inter C						
17	1:56.454	36.663	36.323	43.468	231.2	13:17:34.185	JUN CHAZEL TECHNOLOGIE						
18	1:56.520	36.682	35.722	44.116	224.0	13:19:30.705	Lap D	Time	Sector 1	Sector 2	Sector 3	T. Spd	Elapsed
19	2:20.000 P	40.585	39.791	59.624	213.0	13:21:50.705	1	12:40:44.518	12:39:09.985	42.432	52.101		12:40:44.518
							2	2:14.757	41.739	41.254	51.764	229.2	12:42:59.275
							3	2:12.556	41.761	41.300	49.495	229.2	12:45:11.831
							4	2:10.983	41.374	40.369	49.240	227.3	12:47:22.814
							5	2:10.064	41.173	40.365	48.526	231.2	12:49:32.878
							6	2:09.430	40.854	39.918	48.658	230.7	12:51:42.308
							7	2:08.758	40.663	40.075	48.020	232.7	12:53:51.066
							8	2:07.696	40.283	39.519	47.894	230.2	12:55:58.762
							9	2:14.592 P	40.126	39.722	54.744	229.2	12:58:13.354
							10	8:38.950	7:10.195	39.542	49.213		13:06:52.304
							11	1:58.889	37.876	36.581	44.432	228.8	13:08:51.193
							12	1:57.834	37.297	36.361	44.176	231.7	13:10:49.027
							13	1:56.658	37.017	35.936	43.705	231.7	13:12:45.685
							14	1:55.999	36.886	35.828	43.285	238.4	13:14:41.684
							15	1:55.422	36.155	35.608	43.659	236.8	13:16:37.106
							16	1:55.334	36.057	35.778	43.499	237.3	13:18:32.440
							17	2:18.727 P	37.426	40.257	1:01.044	234.7	13:20:51.167

GEN CHAZEL TECHNOLOGIE							NCC CHAZEL TECHNOLOGIE						
Lap D	Time	Sector 1	Sector 2	Sector 3	T. Spd	Elapsed	Lap D	Time	Sector 1	Sector 2	Sector 3	T. Spd	Elapsed
1	12:40:41.354	12:38:53.663	55.156	52.535		12:40:41.354	1	12:40:28.203	12:38:49.548	44.491	54.164		12:40:28.203
2	2:41.924	43.077	42.363	1:16.484	225.9	12:43:23.278	2	2:24.529	46.037	44.959	53.533	202.6	12:42:52.732
3	2:16.298	42.678	42.310	51.310	225.4	12:45:39.576	3	2:17.263	43.909	42.417	50.937	207.6	12:45:09.995
4	2:14.776	42.905	41.602	50.269	226.4	12:47:54.352	4	2:16.986	43.950	41.998	51.038	206.5	12:47:26.981
5	2:13.154	41.847	41.328	49.979	227.3	12:50:07.506	5	2:16.065	42.449	42.491	51.125	220.8	12:49:43.046
6	2:11.901	41.514	40.396	49.991	227.8	12:52:19.407	6	2:13.571	42.006	41.164	50.401	224.5	12:51:56.617
7	2:11.123	41.027	40.289	49.807	228.8	12:54:30.530	7	2:27.470 P	42.841	42.508	1:02.121	223.6	12:54:24.087
8	2:10.727	41.093	40.113	49.521	225.4	12:56:41.257	8	5:29.433	3:59.859	40.618	48.956		12:59:53.520
9	2:10.093	40.815	40.306	48.972	227.3	12:58:51.350	9	2:08.332	40.430	39.460	48.442	224.0	13:02:01.852
10	2:07.514	40.306	39.352	47.856	226.4	13:00:58.864	10	2:21.050 P	41.622	42.935	56.493	225.4	13:04:22.902
11	2:07.171	40.319	39.065	47.787	227.8	13:03:06.035	11	8:21.698	6:51.417	42.404	47.877		13:12:44.600
12	2:06.557	40.442	38.550	47.565	228.8	13:05:12.592	12	2:01.907	39.572	37.220	45.115	226.8	13:14:46.507
13	2:05.171	39.611	38.328	47.232	229.7	13:07:17.763	13	2:00.732	37.603	36.728	46.401	227.3	13:16:47.239
14	2:07.002	40.335	38.508	48.159	228.3	13:09:24.765	14	1:59.446	37.544	36.852	45.050	228.3	13:18:46.685
15	2:20.394 P	40.428	38.788	1:01.178	226.8	13:11:45.159	15	2:18.677 P	41.990	41.254	55.433	197.8	13:21:05.362

GEN CHAZEL TECHNOLOGIE							NCC CHAZEL TECHNOLOGIE						
Lap D	Time	Sector 1	Sector 2	Sector 3	T. Spd	Elapsed	Lap D	Time	Sector 1	Sector 2	Sector 3	T. Spd	Elapsed
1	12:40:28.203	12:38:49.548	44.491	54.164		12:40:28.203	1	12:40:28.203	12:38:49.548	44.491	54.164		12:40:28.203
2	2:24.529	46.037	44.959	53.533	202.6	12:42:52.732	2	2:24.529	46.037	44.959	53.533	202.6	12:42:52.732
3	2:17.263	43.909	42.417	50.937	207.6	12:45:09.995	3	2:17.263	43.909	42.417	50.937	207.6	12:45:09.995
4	2:16.986	43.950	41.998	51.038	206.5	12:47:26.981	4	2:16.986	43.950	41.998	51.038	206.5	12:47:26.981
5	2:16.065	42.449	42.491	51.125	220.8	12:49:43.046	5	2:16.065	42.449	42.491	51.125	220.8	12:49:43.046
6	2:13.571	42.006	41.164	50.401	224.5	12:51:56.617	6	2:13.571	42.006	41.164	50.401	224.5	12:51:56.617
7	2:27.470 P	42.841	42.508	1:02.121	223.6	12:54:24.087	7	2:27.470 P	42.841	42.508	1:02.121	223.6	12:54:24.087
8	5:29.433	3:59.859	40.618	48.956		12:59:53.520	8	5:29.433	3:59.859	40.618	48.956		12:59:53.520
9	2:08.332	40.430	39.460	48.442	224.0	13:02:01.852	9	2:08.332	40.430	39.460	48.442	224.0	13:02:01.852
10	2:21.050 P	41.622	42.935	56.493	225.4	13:04:22.902	10	2:21.050 P	41.622	42.935	56.493	225.4	13:04:22.902
11	8:21.698	6:51.417	42.404	47.877		13:12:44.600	11	8:21.698	6:51.417	42.404	47.877		13:12:44.600
12	2:01.907	39.572	37.220	45.115	226.8	13:14:46.507	12	2:01.907	39.572	37.220	45.115	226.8	13:14:46.507
13	2:00.732	37.603	36.728	46.401	227.3	13:16:47.239	13	2:00.732	37.603	36.728	46.401	227.3	13:16:47.239
14	1:59.446	37.544	36.852	45.050	228.3	13:18:46.685	14	1:59.446	37.544	36.852	45.050	228.3	13:18:46.685
15	2:18.677 P	41.990	41.254	55.433	197.8	13:21:05.362	15	2:18.677 P	41.990	41.254	55.433	197.8	13:21:05.362





Autodromo Int. do Algarve
Alpine Elf Cup Series
Free Practice - 1
Lap Analysis



128

Mattéo Nombrot

Inter C

JUN

CHAZEL TECHNOLOGIE

Lap	D	Time	Sector 1	Sector 2	Sector 3	T. Spd	Elapsed
1		12:40:29.339	12:38:54.579	44.204	50.556		12:40:29.339
2		2:15.580	43.552	42.061	49.967	220.4	12:42:44.919
3		2:13.881	41.894	42.481	49.506	223.6	12:44:58.800
4		2:13.198	41.899	41.219	50.080	227.8	12:47:11.998
5		2:09.970	40.994	40.221	48.755	228.3	12:49:21.968
6		2:09.255	41.053	39.513	48.689	228.8	12:51:31.223
7		2:08.095	40.804	39.309	47.982	232.2	12:53:39.318
8		2:16.508 P	40.817	40.471	55.220	228.8	12:55:55.826
9		13:17.551	11:53.045	39.070	45.436		13:09:13.377
10		1:59.019	38.269	36.642	44.108	228.8	13:11:12.396
11		1:57.734	37.361	36.203	44.170	230.7	13:13:10.130
12		1:56.002	36.838	35.806	43.358	232.2	13:15:06.132
13		1:56.383	36.611	36.068	43.704	231.2	13:17:02.515
14		1:55.640	36.366	35.898	43.376	231.7	13:18:58.155
15		2:17.977 P	36.511	42.625	58.841	231.7	13:21:16.132

136

Enzo Geraci

Inter C

JUN

CHAZEL TECHNOLOGIE

Lap	D	Time	Sector 1	Sector 2	Sector 3	T. Spd	Elapsed
1		12:40:21.106	12:38:49.270	41.456	50.380		12:40:21.106
2		2:11.775	41.093	41.143	49.539	229.7	12:42:32.881
3		2:11.284	40.927	40.671	49.686	229.7	12:44:44.165
4		2:10.699	40.552	40.822	49.325	230.7	12:46:54.864
5		2:27.586	45.854	48.151	53.581	231.7	12:49:22.450
6		2:08.317	40.925	39.682	47.710	233.7	12:51:30.767
7		2:06.568	40.182	39.151	47.235	230.2	12:53:37.335
8		2:15.602 P	40.618	39.003	55.981	231.2	12:55:52.937
9		10:36.616	9:13.121	39.101	44.394		13:06:29.553
10		1:57.128	37.415	36.223	43.490	232.2	13:08:26.681
11		1:55.399	36.619	35.539	43.241	234.7	13:10:22.080
12		2:08.162	36.579	35.315	56.268	234.2	13:12:30.242
13		1:55.302	36.424	35.805	43.073	235.8	13:14:25.544
14		1:54.930	36.288	35.503	43.139	235.8	13:16:20.474
15		1:54.640	36.179	35.471	42.990	235.8	13:18:15.114
16		2:23.759 P	39.448	38.992	1:05.319	235.8	13:20:38.873

172

Philippe Loriquer

NCC

GEN

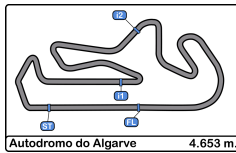
CHAZEL TECHNOLOGIE

Lap	D	Time	Sector 1	Sector 2	Sector 3	T. Spd	Elapsed
1		12:40:47.353	12:39:10.677	44.040	52.636		12:40:47.353
2		2:19.132	43.722	42.963	52.447	223.1	12:43:06.485
3		2:22.154	45.613	43.579	52.962	217.7	12:45:28.639
4		2:17.200	43.504	42.222	51.474	227.8	12:47:45.839
5		2:14.956	42.062	41.911	50.983	228.8	12:50:00.795
6		2:14.990	42.432	42.053	50.505	229.2	12:52:15.785
7		2:15.958	42.822	41.424	51.712	225.9	12:54:31.743
8		2:13.847	42.313	41.276	50.258	227.8	12:56:45.590
9		2:15.505	42.093	41.885	51.527	228.3	12:59:01.095
10		2:12.525	41.842	41.339	49.344	224.5	13:01:13.620
11		2:20.743 P	42.088	40.740	57.915	229.2	13:03:34.363
12		6:37.675	5:09.281	39.880	48.514		13:10:12.038
13		2:09.478	40.500	39.768	49.210	228.3	13:12:21.516
14		2:21.037 P	40.822	41.931	58.284	226.4	13:14:42.553



Alpine Mobility





Autodromo Int. do Algarve
Alpine Elf Cup Series
Free Practice - 1
Best Sectors Results

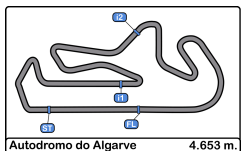


Sector - 1			Sector - 2			Sector - 3			Ideal Lap vs Best Lap						
Clas	Nº	Driver	Time	Nº	Driver	Time	Nº	Driver	Time	Clas	Nº	Driver	Ideal Lap	Best Lap	Clas
1	38	Charles Roussanne	35.913	4	Léo Jousset	35.220	16	Gaspard Simon	42.876	1	4	Léo Jousset	1:54.447	1:54.851	2
2	16	Gaspard Simon	36.030	136	Enzo Geraci	35.315	136	Enzo Geraci	42.990	2	136	Enzo Geraci	1:54.484	1:54.640	1
3	4	Léo Jousset	36.031	85	Thibaut Bossy	35.511	26	Sandro Perissoutti	43.058	3	16	Gaspard Simon	1:54.570	1:55.006	3
4	88	Tom Verdier	36.057	88	Tom Verdier	35.608	4	Léo Jousset	43.196	4	88	Tom Verdier	1:54.950	1:55.334	4
5	13	Enzo Geraci	36.179	16	Gaspard Simon	35.664	88	Tom Verdier	43.285	5	85	Thibaut Bossy	1:55.299	1:56.501	11
6	85	Thibaut Bossy	36.322	8	Lukas Papin	35.681	128	Mattéo Nomblot	43.358	6	26	Sandro Perissoutti	1:55.522	1:55.522	6
7	2	Florian Coruble	36.347	76	Pierre Sancinena	35.722	8	Lukas Papin	43.376	7	128	Mattéo Nomblot	1:55.530	1:55.640	7
8	12	Mattéo Nomblot	36.366	128	Mattéo Nomblot	35.806	85	Thibaut Bossy	43.466	8	76	Pierre Sancinena	1:55.853	1:56.454	10
9	26	Sandro Perissoutti	36.531	2	Florian Coruble	35.844	76	Pierre Sancinena	43.468	9	2	Florian Coruble	1:55.859	1:56.071	9
10	76	Pierre Sancinena	36.663	26	Sandro Perissoutti	35.933	2	Florian Coruble	43.668	10	8	Lukas Papin	1:55.865	1:55.927	8
11	8	Lukas Papin	36.808	72	Enzo Carvalho	36.416	72	Enzo Carvalho	44.413	11	36	Sami Dhahri	1:58.569	2:00.327	14
12	36	Sami Dhahri	37.250	36	Sami Dhahri	36.711	36	Sami Dhahri	44.608	12	72	Enzo Carvalho	1:58.992	1:59.273	12
13	12	Frédéric De Brabant	37.544	123	Frédéric De Brabant	36.728	123	Frédéric De Brabant	45.050	13	123	Frédéric De Brabant	1:59.322	1:59.446	13
14	46	Clément Berlié	37.702	5	Anthony Jurado	37.289	5	Anthony Jurado	45.733	14	5	Anthony Jurado	2:01.315	2:02.995	15
15	72	Enzo Carvalho	38.163	9	Philippe Bourgois	37.897	23	Laurent Richard	46.831	15	9	Philippe Bourgois	2:04.040	2:04.329	16
16	5	Anthony Jurado	38.293	77	Alain Jacono	38.328	9	Philippe Bourgois	47.105	16	23	Laurent Richard	2:04.831	2:05.641	19
17	9	Philippe Bourgois	39.038	63	Pierre-Laurent Figuiere	38.608	77	Alain Jacono	47.232	17	77	Alain Jacono	2:05.171	2:05.171	17
18	63	Pierre-Laurent Figuiere	39.276	23	Laurent Richard	38.637	63	Pierre-Laurent Figuiere	47.432	18	63	Pierre-Laurent Figuiere	2:05.316	2:05.599	18
19	23	Laurent Richard	39.363	172	Philippe Loriquer	39.768	172	Philippe Loriquer	48.514	19	172	Philippe Loriquer	2:08.782	2:09.478	21
20	77	Alain Jacono	39.611	38	Charles Roussanne	Transpo	46	Clément Berlié	Transpo	20	38	Charles Roussanne	Transpo	1:55.487	5
21	17	Philippe Loriquer	40.500	46	Clément Berlié	Transpo	38	Charles Roussanne	Transpo	21	46	Clément Berlié	Transpo	2:07.225	20



Alpine Mobility





Autodromo Int. do Algarve
Alpine Elf Cup Series
Free Practice - 1
Best 5 Lap Times

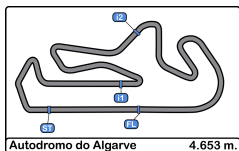


Cls	N°	Driver	Nat	Cat	Cls	Team	Nat	Level	Best 1		Best 2		Best 3		Best 4		Best 5	
									Time	Lap	Time	Lap	Time	Lap	Time	Lap	Time	Lap
1	136	Enzo Geraci	FRA	JUN	1	CHAZEL TECHNOLOGIE	FRA	Inter C	1:54.640	15	1:54.930	14	1:55.302	13	1:55.399	11	1:57.128	10
2	4	Léo Jousset	FRA	JUN	2	RACE CARS	FRA	Inter C	1:54.851	17	1:55.311	16	2:02.274	13	2:03.029	11	2:03.885	10
3	16	Gaspard Simon	FRA	JUN	3	SCHUMACHER CLRT	FRA	Inter C	1:55.006	16	1:55.280	15	2:03.284	12	2:04.249	11	2:04.373	10
4	88	Tom Verdier	FRA	JUN	4	CHAZEL TECHNOLOGIE	FRA	Inter C	1:55.334	16	1:55.422	15	1:55.999	14	1:56.658	13	1:57.834	12
5	38	Charles Roussanne	FRA	JUN	5	VPS RACING	FRA	Inter D	1:55.487	14	1:56.187	16	1:56.325	15	1:57.162	13	2:02.921	17
6	26	Sandro Perissoutti	FRA	CHA	1	CODE RACING	FRA	NCC	1:55.522	17	1:56.915	16	2:02.307	13	2:03.439	12	2:06.375	9
7	128	Mattéo Nombrot	FRA	JUN	6	CHAZEL TECHNOLOGIE	FRA	Inter C	1:55.640	14	1:56.002	12	1:56.383	13	1:57.734	11	1:59.019	10
8	8	Lukas Papin	FRA	JUN	7	SCHUMACHER CLRT	FRA	Inter D	1:55.927	12	2:05.026	13	2:05.471	7	2:12.002	4	2:12.368	9
9	2	Florian Coruble	FRA	CHA	2	CHAZEL TECHNOLOGIE	FRA	Inter C	1:56.071	14	1:56.527	12	1:56.626	11	1:58.868	13	1:59.302	10
10	76	Pierre Sancinena	FRA	PRO	1	RACE CARS	FRA	Inter C	1:56.454	17	1:56.520	18	2:02.599	14	2:03.314	13	2:03.906	12
11	85	Thibaut Bossy	FRA	CHA	3	HERRERO RACING	FRA	Inter C	1:56.501	14	1:56.908	13	1:57.390	12	1:58.791	11	2:06.045	7
12	72	Enzo Carvalho	FRA	JUN	8	SPORT AUTO RACING	FRA	Inter C	1:59.273	15	2:00.247	16	2:02.800	12	2:03.281	10	2:03.287	11
13	123	Frédéric De Brabant	FRA	GEN	1	CHAZEL TECHNOLOGIE	FRA	NCC	1:59.446	14	2:00.732	13	2:01.907	12	2:13.571	6	2:16.065	5
14	36	Sami Dhahri	FRA	JUN	9	VPS RACING	FRA	Inter C	2:00.327	13	2:01.084	12	2:01.830	11	2:05.842	8	2:08.086	14
15	5	Anthony Jurado	FRA	PRO	2	CODE RACING	FRA	NCC	2:02.995	11	2:03.785	12	2:05.548	13	2:07.048	8	2:07.644	6
16	9	Philippe Bourgois	BEL	GEN	2	RACE CARS	BEL	Inter C	2:04.329	18	2:04.528	15	2:06.283	11	2:07.031	13	2:07.187	9
17	77	Alain Jacono	FRA	GEN	3	CHAZEL TECHNOLOGIE	FRA	NCC	2:05.171	13	2:06.557	12	2:07.002	14	2:07.171	11	2:07.514	10
18	63	Pierre-Laurent Figuiere	FRA	CHA	4	CHAZEL TECHNOLOGIE	FRA	Inter C	2:05.599	18	2:06.072	17	2:07.009	13	2:07.954	12	2:08.390	11
19	23	Laurent Richard	FRA	GEN	4	HERRERO RACING	FRA	Inter C	2:05.641	15	2:05.940	16	2:06.318	14	2:07.367	12	2:11.118	7
20	46	Clément Berlié	FRA	CHA	5	VPS RACING	FRA	NCC	2:07.225	13	2:07.812	16	2:08.988	11	2:09.697	10	2:10.524	14
21	172	Philippe Loriquer	FRA	GEN	5	CHAZEL TECHNOLOGIE	FRA	NCC	2:09.478	13	2:12.525	10	2:13.847	8	2:14.956	5	2:14.990	6



Alpine Mobility





Autodromo Int. do Algarve
Alpine Elf Cup Series
Free Practice - 1
Best 5 Top Speeds

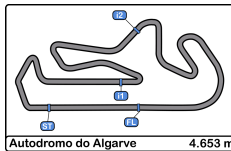


Clas	Nº	Driver	Nat	Cat	Cls	Team	Nat	Level	Top 1		Top 2		Top 3		Top 4		Top 5		Avg
									Km/h	Lap	Km/h	Lap	Km/h	Lap	Km/h	Lap	Km/h	Lap	
1	38	Charles Roussanne	FRA	JUN	1	VPS RACING	FRA	Inter D	240.0	15	240.0	16	238.4	14	234.7	17	234.2	13	237.4
2	88	Tom Verdier	FRA	JUN	2	CHAZEL TECHNOLOGIE	FRA	Inter C	238.4	14	237.3	16	236.8	15	234.7	17	232.7	7	236.0
3	16	Gaspard Simon	FRA	JUN	3	SCHUMACHER CLRT	FRA	Inter C	237.8	16	237.3	17	234.7	4	234.7	15	232.7	3	235.5
4	85	Thibaut Bossy	FRA	CHA	1	HERRERO RACING	FRA	Inter C	236.8	13	236.3	14	235.8	15	233.7	2	233.7	12	235.3
5	4	Léo Jousset	FRA	JUN	4	RACE CARS	FRA	Inter C	236.3	17	234.7	16	234.2	18	231.2	9	231.2	13	233.5
6	5	Anthony Jurado	FRA	PRO	1	CODE RACING	FRA	NCC	235.8	4	234.2	11	233.7	5	232.7	12	231.2	8	233.5
7	136	Enzo Geraci	FRA	JUN	5	CHAZEL TECHNOLOGIE	FRA	Inter C	235.8	13	235.8	14	235.8	15	235.8	16	234.7	11	235.6
8	26	Sandro Perissoutti	FRA	CHA	2	CODE RACING	FRA	NCC	234.7	18	234.2	17	233.2	16	232.7	5	230.7	6	233.1
9	2	Florian Coruble	FRA	CHA	3	CHAZEL TECHNOLOGIE	FRA	Inter C	234.2	14	233.7	11	233.2	12	233.2	15	230.7	13	233.0
10	8	Lukas Papin	FRA	JUN	6	SCHUMACHER CLRT	FRA	Inter D	233.7	13	232.2	12	230.7	5	230.2	2	230.2	4	231.4
11	9	Philippe Bourgois	BEL	GEN	1	RACE CARS	BEL	Inter C	233.2	20	231.7	17	230.7	6	230.7	7	230.2	13	231.3
12	46	Clément Berlié	FRA	CHA	4	VPS RACING	FRA	NCC	233.2	4	233.2	7	232.2	6	232.2	13	232.2	16	232.6
13	72	Enzo Carvalhido	FRA	JUN	7	SPORT AUTO RACING	FRA	Inter C	232.7	7	230.7	4	230.2	6	230.2	9	229.7	3	230.7
14	36	Sami Dhahri	FRA	JUN	8	VPS RACING	FRA	Inter C	232.2	14	230.7	12	229.7	11	229.7	13	229.2	6	230.3
15	76	Pierre Sancinena	FRA	PRO	2	RACE CARS	FRA	Inter C	232.2	7	231.2	17	230.7	5	230.7	13	230.2	12	231.0
16	128	Mattéo Nomblot	FRA	JUN	9	CHAZEL TECHNOLOGIE	FRA	Inter C	232.2	7	232.2	12	231.7	14	231.7	15	231.2	13	231.8
17	63	Pierre-Laurent Figuiere	FRA	CHA	5	CHAZEL TECHNOLOGIE	FRA	Inter C	231.7	5	231.7	6	230.2	16	230.2	17	230.2	19	230.8
18	77	Alain Jacono	FRA	GEN	2	CHAZEL TECHNOLOGIE	FRA	NCC	229.7	13	228.8	7	228.8	12	228.3	14	227.8	6	228.7
19	172	Philippe Loriquer	FRA	GEN	3	CHAZEL TECHNOLOGIE	FRA	NCC	229.2	6	229.2	11	228.8	5	228.3	9	228.3	13	228.8
20	23	Laurent Richard	FRA	GEN	4	HERRERO RACING	FRA	Inter C	228.3	12	227.3	15	226.4	16	225.4	9	225.0	14	226.5
21	123	Frédéric De Brabant	FRA	GEN	5	CHAZEL TECHNOLOGIE	FRA	NCC	228.3	14	227.3	13	226.8	12	225.4	10	224.5	6	226.5



Alpine Mobility





Autodromo do Algarve 4.653 m.

Autodromo Int. do Algarve
Alpine Elf Cup Series
Free Practice - 1
Fastest Laps Sequence



Lap	Time of Day	Session Time	Nº	Driver	Nat	Cat	Team	Nat	Level	Time	Km/h
2	12:42:32.881	4:32.881	136	Enzo Geraci		JUN	HAZEL TECHNOLOGIE		Inter C	2:11.775	127.1
3	12:44:46.754	6:46.754	2	Florian Coruble		CHA	HAZEL TECHNOLOGIE		Inter C	2:10.204	128.6
3	12:45:02.317	7:02.317	4	Léo Jousset		JUN	RACE CARS		Inter C	2:09.897	128.9
4	12:47:11.275	9:11.275	4	Léo Jousset		JUN	RACE CARS		Inter C	2:08.958	129.8
5	12:49:18.539	11:18.539	4	Léo Jousset		JUN	RACE CARS		Inter C	2:07.264	131.6
6	12:51:25.773	13:25.773	4	Léo Jousset		JUN	RACE CARS		Inter C	2:07.234	131.6
7	12:53:31.441	15:31.441	4	Léo Jousset		JUN	RACE CARS		Inter C	2:05.668	133.2
8	12:55:36.402	17:36.402	4	Léo Jousset		JUN	RACE CARS		Inter C	2:04.961	134.0
10	12:59:45.900	21:45.900	4	Léo Jousset		JUN	RACE CARS		Inter C	2:03.885	135.2
11	13:01:48.929	23:48.929	4	Léo Jousset		JUN	RACE CARS		Inter C	2:03.029	136.1
13	13:05:55.500	27:55.500	4	Léo Jousset		JUN	RACE CARS		Inter C	2:02.274	136.9
10	13:08:26.681	30:26.681	136	Enzo Geraci		JUN	HAZEL TECHNOLOGIE		Inter C	1:57.128	143.0
11	13:10:22.080	32:22.080	136	Enzo Geraci		JUN	HAZEL TECHNOLOGIE		Inter C	1:55.399	145.1
13	13:14:25.544	36:25.544	136	Enzo Geraci		JUN	HAZEL TECHNOLOGIE		Inter C	1:55.302	145.2
14	13:16:20.474	38:20.474	136	Enzo Geraci		JUN	HAZEL TECHNOLOGIE		Inter C	1:54.930	145.7
17	13:16:44.331	38:44.331	4	Léo Jousset		JUN	RACE CARS		Inter C	1:54.851	145.8
15	13:18:15.114	40:15.114	136	Enzo Geraci		JUN	HAZEL TECHNOLOGIE		Inter C	1:54.640	146.1



Alpine Mobility





Autodromo do Algarve 4.653 m.

Autodromo Int. do Algarve

Alpine Elf Cup Series

Free Practice - 1

Event Best Maximum Speed

ALPINE

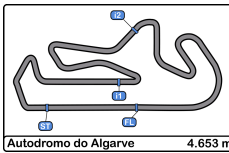


Nº	Driver	Nat	Cat	Clas	Team	Nat	Level	Km/h	Session
38	Charles Roussanne		FRA	JUN 1	VPS RACING		Inter D	240.0	Free Practice - 1
88	Tom Verdier		FRA	JUN 2	HAZEL TECHNOLOGIE		Inter C	238.4	Free Practice - 1
16	Gaspard Simon		FRA	JUN 3	SCHUMACHER CLRT		Inter C	237.8	Free Practice - 1
76	Pierre Sancinena		FRA	PRO 1	RACE CARS		Inter C	237.3	Private test
4	Léo Jousset		FRA	JUN 4	RACE CARS		Inter C	237.3	Private test
85	Thibaut Bossy		FRA	CHA 1	HERRERO RACING		Inter C	236.8	Free Practice - 1
128	Mattéo Nombrot		FRA	JUN 5	HAZEL TECHNOLOGIE		Inter C	235.8	Private test
8	Lukas Papin		FRA	JUN 6	SCHUMACHER CLRT		Inter D	235.8	Private test
72	Enzo Carvalhido		FRA	JUN 7	SPORT AUTO RACING		Inter C	235.8	Private test
5	Anthony Jurado		FRA	PRO 2	CODE RACING		NCC	235.8	Free Practice - 1
136	Enzo Geraci		FRA	JUN 8	HAZEL TECHNOLOGIE		Inter C	235.8	Free Practice - 1
2	Florian Coruble		FRA	CHA 2	HAZEL TECHNOLOGIE		Inter C	234.7	Private test
26	Sandro Perissoutti		FRA	CHA 3	CODE RACING		NCC	234.7	Free Practice - 1
9	Philippe Bourgois		BEL	GEN 1	RACE CARS		Inter C	234.2	Private test
46	Clément Berlié		FRA	CHA 4	VPS RACING		NCC	234.2	Private test
63	Pierre-Laurent Figuiere		FRA	CHA 5	HAZEL TECHNOLOGIE		Inter C	233.7	Private test
36	Sami Dhahri		FRA	JUN 9	VPS RACING		Inter C	232.2	Private test
23	Laurent Richard		FRA	GEN 2	HERRERO RACING		Inter C	231.2	Private test
77	Alain Jacono		FRA	GEN 3	HAZEL TECHNOLOGIE		NCC	230.7	Private test
172	Philippe Loriguer		FRA	GEN 4	HAZEL TECHNOLOGIE		NCC	230.7	Private test
123	Frédéric De Brabant		FRA	GEN 5	HAZEL TECHNOLOGIE		NCC	229.2	Private test



Alpine Mobility





Autodromo Int. do Algarve
Alpine Elf Cup Series
Free Practice - 1
Pit Stop Analysis



2 Florian Coruble Inter C

CHA CHAZEL TECHNOLOGIE COURSE JU

Nº	In Day Time	In Time	Out Time	Pit Time	T. Pit Time	Handicap	Diff.
1	12:56:07.191	12:56:07.191	13:04:32.471	8:25.280	8:25.280		

4 Léo Jousset Inter C

JUN RACE CARS CONSULTING

Nº	In Day Time	In Time	Out Time	Pit Time	T. Pit Time	Handicap	Diff.
1	13:08:02.123	13:08:02.123	13:10:50.852	2:48.729	2:48.729		

5 Anthony Jurado NCC

PRO CODE RACING DEVELOPMENT

Nº	In Day Time	In Time	Out Time	Pit Time	T. Pit Time	Handicap	Diff.
1	13:00:26.506	13:00:26.506	13:02:28.344	2:01.838	2:01.838		
2	13:13:06.084	13:13:06.084	13:16:07.710	3:01.626	5:03.464		

8 Lukas Papin Inter D

JUN SCHUMACHER CLRT

Nº	In Day Time	In Time	Out Time	Pit Time	T. Pit Time	Handicap	Diff.
1	12:49:50.173	12:49:50.173	12:57:42.801	7:52.628	7:52.628		
2	13:06:07.914	13:06:07.914	13:08:36.224	2:28.310	10:20.938		
3	13:10:42.297	13:10:42.297	13:15:02.693	4:20.396	14:41.334		

16 Gaspard Simon Inter C

JUN SCHUMACHER CLRT

Nº	In Day Time	In Time	Out Time	Pit Time	T. Pit Time	Handicap	Diff.
1	12:54:07.344	12:54:07.344	12:57:17.250	3:09.906	3:09.906		
2	13:09:53.541	13:09:53.541	13:13:40.931	3:47.390	6:57.296		

23 Laurent Richard Inter C

GEN HERRERO RACING

Nº	In Day Time	In Time	Out Time	Pit Time	T. Pit Time	Handicap	Diff.
1	13:00:46.692	13:00:46.692	13:05:22.476	4:35.784	4:35.784		

26 Sandro Perissoutti NCC

CHA CODE RACING DEVELOPMENT

Nº	In Day Time	In Time	Out Time	Pit Time	T. Pit Time	Handicap	Diff.
1	12:53:56.300	12:53:56.300	12:55:37.777	1:41.477	1:41.477		
2	13:10:07.071	13:10:07.071	13:12:51.532	2:44.461	4:25.938		

36 Sami Dhahri Inter C

JUN VPS RACING

Nº	In Day Time	In Time	Out Time	Pit Time	T. Pit Time	Handicap	Diff.
1	12:57:49.219	12:57:49.219	13:02:00.105	4:10.886	4:10.886		
2	13:08:32.331	13:08:32.331	13:11:07.068	2:34.737	6:45.623		

38 Charles Roussanne Inter D

JUN VPS RACING

Nº	In Day Time	In Time	Out Time	Pit Time	T. Pit Time	Handicap	Diff.
1	12:56:04.298	12:56:04.298	13:00:26.851	4:22.553	4:22.553		
2	13:06:44.545	13:06:44.545	13:09:28.684	2:44.139	7:06.692		

46 Clément Berlié NCC

CHA VPS RACING

Nº	In Day Time	In Time	Out Time	Pit Time	T. Pit Time	Handicap	Diff.
1	12:54:09.983	12:54:09.983	12:56:50.706	2:40.723	2:40.723		
2	13:11:51.196	13:11:51.196	13:13:51.939	2:00.743	4:41.466		

72 Enzo Carvalhido Inter C

JUN SPORT AUTO RACING

Nº	In Day Time	In Time	Out Time	Pit Time	T. Pit Time	Handicap	Diff.
1	12:54:12.633	12:54:12.633	12:56:28.041	2:15.408	2:15.408		
2	13:08:53.367	13:08:53.367	13:13:19.850	4:26.483	6:41.891		

76 Pierre Sancinena Inter C

PRO RACE CARS CONSULTING

Nº	In Day Time	In Time	Out Time	Pit Time	T. Pit Time	Handicap	Diff.
1	13:10:50.284	13:10:50.284	13:13:34.125	2:43.841	2:43.841		

85 Thibaut Bossy Inter C

CHA HERRERO RACING

Nº	In Day Time	In Time	Out Time	Pit Time	T. Pit Time	Handicap	Diff.
1	12:47:15.012	12:47:15.012	12:52:00.261	4:45.249	4:45.249		
2	13:00:43.311	13:00:43.311	13:04:43.808	4:00.497	8:45.746		
3	13:06:54.074	13:06:54.074	13:09:17.698	2:23.624	11:09.370		

88 Tom Verdier Inter C

JUN CHAZEL TECHNOLOGIE COURSE JU

Nº	In Day Time	In Time	Out Time	Pit Time	T. Pit Time	Handicap	Diff.
1	12:58:08.285	12:58:08.285	13:04:42.301	6:34.016	6:34.016		

123 Frédéric De Brabant NCC

GEN CHAZEL TECHNOLOGIE COURSE

Nº	In Day Time	In Time	Out Time	Pit Time	T. Pit Time	Handicap	Diff.
1	12:54:18.518	12:54:18.518	12:57:40.372	3:21.854	3:21.854		
2	13:04:17.784	13:04:17.784	13:10:30.361	6:12.577	9:34.431		

128 Mattéo Nombrot Inter C

JUN CHAZEL TECHNOLOGIE COURSE JU

Nº	In Day Time	In Time	Out Time	Pit Time	T. Pit Time	Handicap	Diff.
1	12:55:50.772	12:55:50.772	13:07:06.883	11:16.111	11:16.111		

136 Enzo Geraci Inter C

JUN CHAZEL TECHNOLOGIE COURSE JU

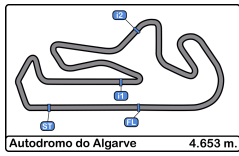
Nº	In Day Time	In Time	Out Time	Pit Time	T. Pit Time	Handicap	Diff.
1	12:55:47.876	12:55:47.876	13:04:25.686	8:37.810	8:37.810		

172 Philippe Loriquer NCC

GEN CHAZEL TECHNOLOGIE COURSE

Nº	In Day Time	In Time	Out Time	Pit Time	T. Pit Time	Handicap	Diff.
1	13:03:29.365	13:03:29.365	13:08:01.465	4:32.100	4:32.100		

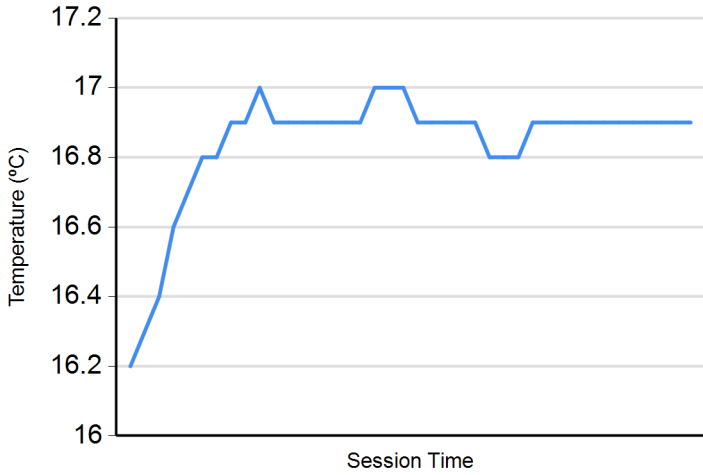




Autodromo Int. do Algarve
Alpine Elf Cup Series
Free Practice - 1
Weather Report



Air Temperature



Track Temperature

