

Autodromo Nazionale Monza
Alpine ELF Europa Cup
Qualifying - 1
Provisional Results




Cls	N°	Driver	Nat	Team	Level	Category	Laps	Best	Time	Gap	Interval	Km/h
1	22	Alexis Garcin	FRA	HERRERO RACING	Inter D	Junior	8	6	2:13.162			156.6
2	93	Lucas Frayssinet	FRA	HAZEL TECHNOLOGIE COURSE	Inter C	Junior	7	4	2:13.362	0.200	0.200	156.3
3	31	Louis Méric	FRA	RACE CARS CONSULTING	Inter C	Junior	9	5	2:13.965	0.803	0.603	155.6
4	16	Paul Cauhaube	FRA	PATRICK ROGER AUTOSPORT GP	Inter C	Junior	9	7	2:14.322	1.160	0.357	155.2
5	8	Simon Tirman	FRA	AUTOSPORT GP	Inter C	Junior	9	8	2:14.492	1.330	0.170	155.0
6	69	Laurent Hurgon	FRA	LSGROUP AUTOSPORT GP	Inter C		9	7	2:14.523	1.361	0.031	155.0
7	59	Louis Maurice	FRA	CODE RACING DEVELOPMENT	Inter C	Junior	8	5	2:14.635	1.473	0.112	154.8
8	222	Rodolphe Wallgren	FRA	HERRERO RACING	Inter C		9	9	2:15.046	1.884	0.411	154.4
9	85	Thibaut Bossy	FRA	HERRERO RACING	Inter C		9	9	2:15.206	2.044	0.160	154.2
10	35	Jules Gougeon	FRA	RACE CARS CONSULTING	Inter D	Junior	9	8	2:15.380	2.218	0.174	154.0
11	23	Laurent Richard	FRA	HERRERO RACING	Inter C	Gentleman	8	8	2:16.070	2.908	0.690	153.2
12	110	Stéphane De Groo	BEL	HAZEL TECHNOLOGIE COURSE	Inter D	VIP / Gentl	9	8	2:16.184	3.022	0.114	153.1
13	41	Anthony Fournier	FRA	RACE CARS CONSULTING	Inter C	Gentleman	8	7	2:16.582	3.420	0.398	152.6
14	3	Gosia Rdest	POL	HAZEL TECHNOLOGIE COURSE	Inter		8	7	2:16.974	3.812	0.392	152.2
15	20	Jean-Paul Dominici	FRA	HAZEL TECHNOLOGIE COURSE	Inter D	Gentleman	9	9	2:17.539	4.377	0.565	151.6
16	21	Tim Merieux	FRA	AUTOSPORT GP	Inter C	Junior	9	9	2:17.608	4.446	0.069	151.5
17	9	Philippe Bourgois	BEL	HAZEL TECHNOLOGIE COURSE	Inter C	Gentleman	9	7	2:17.711	4.549	0.103	151.4
18	45	Frédéric Roy	FRA	HAZEL TECHNOLOGIE COURSE	Inter D	Gentleman	8	8	2:17.913	4.751	0.202	151.2
19	18	Pierre Macchi	FRA	PATRICK ROGER AUTOSPORT GP	Inter C	Gentleman	8	7	2:20.016	6.854	2.103	148.9
20	71	Margaux Verza	FRA	PATRICK ROGER AUTOSPORT GP	Inter C	Junior	4	3	2:20.975	7.813	0.959	147.9
Max. qual. time: 107% = 2:22.483												
7		Franc Rouxel	FRA	HERRERO RACING	Inter D	Gentleman	8	7	2:25.315	12.153	4.340	143.5


CARS #8 - #21 - #59 - SOME LAP TIMES DELETED DUE TO TRACK LIMITS

Published at:.....

Track Temp: **15.2 °C** Air Temp: **14.6 °C** Humidity: **87 %** Track Status: **WET**

Stewards:	Race Director:	Timekeeper: 
------------------	-----------------------	---





Autodromo Nazionale Monza
Alpine ELF Europa Cup
Qualifying - 1
Provisional Results by Category




Cls	N°	Driver	Nat	Team	Level	Category	Laps	Best	Time	Gap	Interval	Km/h
1	3	Gosia Rdest	POL	HAZEL TECHNOLOGIE COURSE	Inter		8	7	2:16.974			152.2
Inter C												
1	93	Lucas Frayssinet	FRA	HAZEL TECHNOLOGIE COURSE	Inter C	Junior	7	4	2:13.362			156.3
2	31	Louis Méric	FRA	RACE CARS CONSULTING	Inter C	Junior	9	5	2:13.965	0.603	0.603	155.6
3	16	Paul Cauhaube	FRA	PATRICK ROGER AUTOSPORT GP	Inter C	Junior	9	7	2:14.322	0.960	0.357	155.2
4	8	Simon Tirman	FRA	AUTOSPORT GP	Inter C	Junior	9	8	2:14.492	1.130	0.170	155.0
5	69	Laurent Hurgon	FRA	LSGROUP AUTOSPORT GP	Inter C		9	7	2:14.523	1.161	0.031	155.0
6	59	Louis Maurice	FRA	CODE RACING DEVELOPMENT	Inter C	Junior	8	5	2:14.635	1.273	0.112	154.8
7	222	Rodolphe Wallgren	FRA	HERRERO RACING	Inter C		9	9	2:15.046	1.684	0.411	154.4
8	85	Thibaut Bossy	FRA	HERRERO RACING	Inter C		9	9	2:15.206	1.844	0.160	154.2
9	23	Laurent Richard	FRA	HERRERO RACING	Inter C	Gentleman	8	8	2:16.070	2.708	0.864	153.2
10	41	Anthony Fournier	FRA	RACE CARS CONSULTING	Inter C	Gentleman	8	7	2:16.582	3.220	0.512	152.6
11	21	Tim Merieux	FRA	AUTOSPORT GP	Inter C	Junior	9	9	2:17.608	4.246	1.026	151.5
12	9	Philippe Bourgois	BEL	HAZEL TECHNOLOGIE COURSE	Inter C	Gentleman	9	7	2:17.711	4.349	0.103	151.4
13	18	Pierre Macchi	FRA	PATRICK ROGER AUTOSPORT GP	Inter C	Gentleman	8	7	2:20.016	6.654	2.305	148.9
14	71	Margaux Verza	FRA	PATRICK ROGER AUTOSPORT GP	Inter C	Junior	4	3	2:20.975	7.613	0.959	147.9
Inter D												
1	22	Alexis Garcin	FRA	HERRERO RACING	Inter D	Junior	8	6	2:13.162			156.6
2	35	Jules Gougeon	FRA	RACE CARS CONSULTING	Inter D	Junior	9	8	2:15.380	2.218	2.218	154.0
3	110	Stéphane De Grootd	BEL	HAZEL TECHNOLOGIE COURSE	Inter D	VIP / Gentlem	9	8	2:16.184	3.022	0.804	153.1
4	20	Jean-Paul Dominici	FRA	HAZEL TECHNOLOGIE COURSE	Inter D	Gentleman	9	9	2:17.539	4.377	1.355	151.6
5	45	Frédéric Roy	FRA	HAZEL TECHNOLOGIE COURSE	Inter D	Gentleman	8	8	2:17.913	4.751	0.374	151.2
		Max. qual. time: 107% = 2:22.483										
	7	Franc Rouxel	FRA	HERRERO RACING	Inter D	Gentleman	8	7	2:25.315	12.153	7.402	143.5

Published at:.....

Track Temp: **15.2 °C** Air Temp: **14.6 °C** Humidity: **87 %** Track **WET**

Stewards:	Race Director:	Timekeeper: 
------------------	-----------------------	---





Autodromo Nazionale Monza
Alpine ELF Europa Cup
Qualifying - 1
Lap Analysis



3 Gosia Rdest Alpine A110 **16** Paul Cauhaube Alpine A110
 CHAZEL TECHNOLOGIE COURSE PATRICK ROGER AUTOSPORT GP

Lap D	Time	Sector 1	Sector 2	Sector 3	T. Spd	Elapsed	Lap D	Time	Sector 1	Sector 2	Sector 3	T. Spd	Elapsed
1	12:03:01.700	12:01:14.632	54.472	52.596	126.9	12:03:01.700	1	12:02:40.931	12:01:01.559	49.470	49.902	122.7	12:02:40.931
2	2:27.394	45.772	50.397	51.225	169.0	12:05:29.094	2	2:19.877	43.894	48.076	47.907	161.9	12:05:00.808
3	2:22.297	44.858	48.199	49.240	167.9	12:07:51.391	3	2:17.013	42.579	47.179	47.255	181.8	12:07:17.821
4	2:21.050	43.538	48.820	48.692	179.7	12:10:12.441	4	2:16.161	42.291	46.496	47.374	191.8	12:09:33.982
5	2:18.926	43.204	47.707	48.015	182.1	12:12:31.367	5	2:15.284	41.983	46.356	46.945	183.6	12:11:49.266
6	2:19.282	43.347	48.545	47.390	170.3	12:14:50.649	6	2:15.242	41.737	46.831	46.674	201.1	12:14:04.508
7	2:16.974	42.408	47.132	47.434	184.9	12:17:07.623	7	2:14.322	41.484	46.259	46.579	194.5	12:16:18.830
8	2:18.512	43.154	47.405	47.953	174.1	12:19:26.135	8	2:21.843	41.379	46.417	54.047	195.6	12:18:40.673
9	43.892	48.127	191.1				9	2:14.828	41.746	46.256	46.826	190.4	12:20:55.501
							10		44.282	49.316	189.8		

7 Franc Rouxel Alpine A110 **18** Pierre Macchi Alpine A110
 HERRERO RACING PATRICK ROGER AUTOSPORT GP

Lap D	Time	Sector 1	Sector 2	Sector 3	T. Spd	Elapsed	Lap D	Time	Sector 1	Sector 2	Sector 3	T. Spd	Elapsed
1	12:03:25.047	12:01:37.635	54.071	53.341	114.6	12:03:25.047	1	12:03:08.573	12:01:12.122	56.619	59.832	116.6	12:03:08.573
2	2:30.597	47.108	51.602	51.887	141.3	12:05:55.644	2	2:34.209	52.305	49.601	52.303	159.0	12:05:42.782
3	2:29.603	46.309	51.055	52.239	156.7	12:08:25.247	3	2:28.317	48.033	49.087	51.197	140.2	12:08:11.099
4	2:30.301	46.452	51.734	52.115	159.7	12:10:55.548	4	2:28.558	45.267	52.906	50.385	157.4	12:10:39.657
5	2:29.415	45.778	52.409	51.228	174.1	12:13:24.963	5	2:22.464	43.459	48.472	50.533	188.4	12:13:02.121
6	2:26.367	44.658	49.977	51.732	153.6	12:15:51.330	6	2:20.084	43.526	47.363	49.195	175.3	12:15:22.205
7	2:25.315	44.021	50.460	50.834	183.0	12:18:16.645	7	2:20.016	43.298	47.592	49.126	183.6	12:17:42.221
8	2:25.352	45.289	49.432	50.631	170.6	12:20:41.997	8	2:31.131	43.090	57.503	50.538	175.0	12:20:13.352
9	50.658	52.780	141.5				9	52.612	53.285	142.2			


8 Simon Tirman Alpine A110 **20** Jean-Paul Dominici Alpine A110
 AUTOSPORT GP CHAZEL TECHNOLOGIE COURSE

Lap D	Time	Sector 1	Sector 2	Sector 3	T. Spd	Elapsed	Lap D	Time	Sector 1	Sector 2	Sector 3	T. Spd	Elapsed
1	12:02:40.157	12:01:00.844	49.426	49.887	145.5	12:02:40.157	1	12:03:14.755	12:01:28.744	51.876	54.135	109.6	12:03:14.755
2	2:20.078	43.395	48.336	48.347	178.2	12:05:00.235	2	2:29.312	47.935	51.170	50.207	155.3	12:05:44.067
3	2:19.716	42.430	49.395	47.891	188.8	12:07:19.951	3	2:22.688	44.558	48.624	49.506	165.1	12:08:06.755
4	2:15.315	41.767	46.621	46.927	208.0	12:09:35.266	4	2:22.996	44.096	49.734	49.166	189.8	12:10:29.751
5	2:14.990	42.093	46.256	46.641	182.1	12:11:50.256	5	2:21.035	43.791	48.468	48.776	192.5	12:12:50.786
6	2:19.062	45.109	46.096	47.857	217.3	12:14:09.318	6	2:20.974	44.370	48.355	48.249	213.8	12:15:11.760
7	2:14.821	41.506	46.365	46.950	210.9	12:16:24.139	7	2:18.303	42.560	47.759	47.984	201.8	12:17:30.063
8	2:14.492	41.467	46.118	46.907	202.6	12:18:38.631	8	2:19.241	43.122	47.499	48.620	216.8	12:19:49.304
9	2:14.576	41.245	46.296	47.035	201.4	12:20:53.207	9	2:17.539	42.031	47.519	47.989	219.0	12:22:06.843
10	45.498	49.068	167.7				10	52.209	56.729	156.2			

9 Philippe Bourgois Alpine A110 **21** Tim Merieux Alpine A110
 CHAZEL TECHNOLOGIE COURSE AUTOSPORT GP

Lap D	Time	Sector 1	Sector 2	Sector 3	T. Spd	Elapsed	Lap D	Time	Sector 1	Sector 2	Sector 3	T. Spd	Elapsed
1	12:02:57.230	12:01:15.375	51.082	50.773	130.9	12:02:57.230	1	12:02:51.821	12:01:06.568	53.517	51.736	120.4	12:02:51.821
2	2:25.498	46.913	48.704	49.881	222.2	12:05:22.728	2	2:23.987	44.076	50.876	49.035	176.4	12:05:15.808
3	2:21.552	43.407	48.212	49.933	201.1	12:07:44.280	3	2:19.871	42.988	48.561	48.322	198.1	12:07:35.679
4	2:21.446	44.221	48.172	49.053	174.4	12:10:05.726	4	2:18.387	42.628	48.079	47.680	210.9	12:09:54.066
5	2:19.666	43.414	47.937	48.315	178.5	12:12:25.392	5	2:18.334	42.939	47.738	47.657	213.0	12:12:12.400
6	2:17.778	42.333	47.452	47.993	208.0	12:14:43.170	6	2:17.728	42.402	47.904	47.422	183.0	12:14:30.128
7	2:17.711	42.227	47.573	47.911	216.0	12:17:00.881	7	2:17.074	42.056	47.593	47.425	191.8	12:16:47.202
8	2:17.882	42.615	47.312	47.955	201.8	12:19:18.763	8	2:24.445	41.191	48.414	54.840	196.7	12:19:11.647
9	2:19.664	42.299	47.832	49.533	204.9	12:21:38.427	9	2:17.608	42.028	48.249	47.331	199.2	12:21:29.255
10	42.884	47.763	197.4				10	46.572	49.940	147.3			





Autodromo Nazionale Monza
Alpine ELF Europa Cup
Qualifying - 1
Lap Analysis



22

Alexis Garcin

Alpine A110

HERRERO RACING

Lap D	Time	Sector 1	Sector 2	Sector 3	T. Spd	Elapsed
1	12:05:14.161	12:03:32.203	52.262	49.696	154.7	12:05:14.161
2	2:18.108	43.718	47.297	47.093	209.7	12:07:32.269
3	2:15.692	42.142	46.257	47.293	182.4	12:09:47.961
4	2:14.124	41.499	46.247	46.378	205.7	12:12:02.085
5	2:13.926	41.351	46.065	46.510	205.7	12:14:16.011
6	2:13.162	41.093	45.797	46.272	213.0	12:16:29.173
7	2:13.437	41.336	45.747	46.354	201.8	12:18:42.610
8	2:13.620	41.220	45.643	46.757	205.7	12:20:56.230
9		45.075	48.790		149.5	

41

Anthony Fournier

Alpine A110

RACE CARS CONSULTING

Lap D	Time	Sector 1	Sector 2	Sector 3	T. Spd	Elapsed
1	12:02:42.805	12:00:58.135	51.198	53.472	132.3	12:02:42.805
2	2:26.130	47.224	49.401	49.505	151.6	12:05:08.935
3	2:20.209	43.954	47.409	48.846	171.1	12:07:29.144
4	2:19.565	42.929	47.435	49.201	205.7	12:09:48.709
5	2:20.041	43.705	48.057	48.279	193.2	12:12:08.750
6	2:16.765	42.334	46.681	47.750	206.5	12:14:25.515
7	2:16.582	42.278	46.538	47.766	202.2	12:16:42.097
8	2:16.631	42.207	46.629	47.795	198.1	12:18:58.728
9		42.396	1:03.869		199.2	

23

Laurent Richard

Alpine A110

HERRERO RACING

Lap D	Time	Sector 1	Sector 2	Sector 3	T. Spd	Elapsed
1	12:03:09.421	12:01:25.126	50.181	54.114	111.5	12:03:09.421
2	2:23.583	45.382	48.220	49.981	156.7	12:05:33.004
3	2:19.424	43.084	47.600	48.740	174.4	12:07:52.428
4	2:17.970	42.639	47.349	47.982	188.4	12:10:10.398
5	2:16.806	41.922	47.129	47.755	207.2	12:12:27.204
6	2:18.157	41.892	47.009	49.256	212.5	12:14:45.361
7	2:17.703	42.858	47.431	47.414	219.9	12:17:03.064
8	2:16.070	41.358	47.578	47.134	210.1	12:19:19.134
9		42.507	48.342		181.2	

45

Frédéric Roy

Alpine A110

CHAZEL TECHNOLOGIE COURSE

Lap D	Time	Sector 1	Sector 2	Sector 3	T. Spd	Elapsed
1	12:03:05.223	12:01:17.562	53.203	54.458	132.6	12:03:05.223
2	2:27.336	46.489	50.896	49.951	162.6	12:05:32.559
3	2:20.629	42.680	48.410	49.539	203.7	12:07:53.188
4	2:20.811	44.313	48.002	48.496	157.2	12:10:13.999
5	2:19.749	42.906	48.388	48.455	195.6	12:12:33.748
6	2:19.642	42.304	48.784	48.554	201.4	12:14:53.390
7	2:24.441	44.560	47.659	52.222	218.6	12:17:17.831
8	2:17.913	42.600	47.384	47.929	207.2	12:19:35.744
9		42.194	47.299		209.7	

31

Louis Méric

Alpine A110

RACE CARS CONSULTING

Lap D	Time	Sector 1	Sector 2	Sector 3	T. Spd	Elapsed
1	12:02:28.070	12:00:51.813	48.289	47.968	143.0	12:02:28.070
2	2:20.066	43.697	49.424	46.945	213.0	12:04:48.136
3	2:15.639	41.741	46.916	46.982	196.0	12:07:03.775
4	2:15.982	42.729	46.421	46.832	212.1	12:09:19.757
5	2:13.965	41.026	46.119	46.820	223.6	12:11:33.722
6	2:15.666	41.209	47.262	47.195	225.0	12:13:49.388
7	2:14.173	41.623	46.190	46.360	201.8	12:16:03.561
8	2:14.369	41.326	46.230	46.813	220.8	12:18:17.930
9	2:15.536	42.404	46.314	46.818	180.0	12:20:33.466
10		41.466	46.538		208.4	

59

Louis Maurice

Alpine A110

CODE RACING DEVELOPMENT

Lap D	Time	Sector 1	Sector 2	Sector 3	T. Spd	Elapsed
1	12:04:24.502	12:02:45.843	49.033	49.626	156.5	12:04:24.502
2	2:17.752	42.424	47.889	47.439	193.5	12:06:42.254
3	2:17.772	41.715	48.863	47.194	208.0	12:09:00.026
4	2:16.150	42.035	47.432	46.683	204.1	12:11:16.176
5	2:14.635	41.714	46.547	46.374	206.8	12:13:30.811
6	2:47.228	1:03.462	57.107	46.659	196.7	12:16:18.039
7	2:16.362	41.373	46.667	48.322	204.5	12:18:34.401
8	2:14.765	41.759	46.202	46.804	200.3	12:20:49.166
9		45.415	51.562		182.7	

35

Jules Gougeon

Alpine A110

RACE CARS CONSULTING

Lap D	Time	Sector 1	Sector 2	Sector 3	T. Spd	Elapsed
1	12:02:35.370	12:00:53.188	51.458	50.724	146.1	12:02:35.370
2	2:17.757	43.020	47.141	47.596	203.0	12:04:53.127
3	2:18.833	43.400	47.509	47.924	216.4	12:07:11.960
4	2:17.053	42.269	47.337	47.447	213.8	12:09:29.013
5	2:16.050	41.610	47.008	47.432	203.0	12:11:45.063
6	2:15.936	41.530	46.808	47.598	206.5	12:14:00.999
7	2:20.406	42.151	47.175	51.080	221.3	12:16:21.405
8	2:15.380	41.383	46.785	47.212	215.5	12:18:36.785
9	2:21.557	41.563	52.493	47.501	202.2	12:20:58.342
10		44.487	49.468		151.6	


69

Laurent Hurgon

Alpine A110

LSGROUP AUTOSPORT GP

Lap D	Time	Sector 1	Sector 2	Sector 3	T. Spd	Elapsed
1	12:02:47.132	12:01:09.573	48.122	49.437	137.7	12:02:47.132
2	2:18.281	43.159	47.426	47.696	195.6	12:05:05.413
3	2:20.122	45.013	46.978	48.131	208.4	12:07:25.535
4	2:16.370	42.251	46.733	47.386	195.6	12:09:41.905
5	2:16.780	42.204	47.424	47.152	185.5	12:11:58.685
6	2:16.148	42.268	47.216	46.664	190.4	12:14:14.833
7	2:14.523	41.329	46.053	47.141	211.7	12:16:29.356
8	2:21.138	46.260	47.471	47.407	140.6	12:18:50.494
9	2:14.564	41.393	46.307	46.864	204.1	12:21:05.058
10		48.301	49.394		145.9	



Autodromo Nazionale Monza
Alpine ELF Europa Cup
Qualifying - 1
Lap Analysis



71 Margaux Verza Alpine A110

PATRICK ROGER AUTOSPORT
GP

Lap D	Time	Sector 1	Sector 2	Sector 3	T. Spd	Elapsed
1	12:02:49.679	12:01:03.978	52.747	52.954	141.1	12:02:49.679
2	2:29.648	44.829	54.140	50.679	185.5	12:05:19.327
3	2:20.975	42.430	47.525	51.020	193.2	12:07:40.302
4	3:47.190 P	50.367	1:23.484	1:33.339	162.6	12:11:27.492

85 Thibaut Bossy Alpine A110

HERRERO RACING

Lap D	Time	Sector 1	Sector 2	Sector 3	T. Spd	Elapsed
1	12:03:02.914	12:01:23.230	49.537	50.147	126.9	12:03:02.914
2	2:21.328	44.676	48.250	48.402	158.1	12:05:24.242
3	2:17.378	42.609	47.132	47.637	180.3	12:07:41.620
4	2:21.274	45.720	47.782	47.772	162.8	12:10:02.894
5	2:17.522	41.771	48.136	47.615	198.8	12:12:20.416
6	2:17.000	42.467	46.730	47.803	189.8	12:14:37.416
7	2:15.590	41.224	46.751	47.615	204.5	12:16:53.006
8	2:15.903	42.137	46.840	46.926	191.1	12:19:08.909
9	2:15.206	41.240	46.368	47.598	203.3	12:21:24.115
10		47.790	49.308		152.1	

93 Lucas Frayssinet Alpine A110

CHAZEL TECHNOLOGIE
COURSE

Lap D	Time	Sector 1	Sector 2	Sector 3	T. Spd	Elapsed
1	12:02:30.763	12:00:54.734	48.076	47.953	126.0	12:02:30.763
2	2:15.994	41.879	46.854	47.261	216.0	12:04:46.757
3	2:14.350	41.839	45.875	46.636	197.8	12:07:01.107
4	2:13.362	41.549	45.324	46.489	210.1	12:09:14.469
5	2:14.245	41.362	46.200	46.683	223.1	12:11:28.714
6	2:21.726 P	41.554	45.800	54.372	225.9	12:13:50.440
7	5:04.717	3:22.882	53.118	48.717	169.0	12:18:55.157
8		41.167	46.596		203.7	

110 Stéphane De Groot Alpine A110


CHAZEL TECHNOLOGIE
COURSE

Lap D	Time	Sector 1	Sector 2	Sector 3	T. Spd	Elapsed
1	12:03:12.859	12:01:28.177	51.109	53.573	121.2	12:03:12.859
2	2:36.843	57.556	49.877	49.410	107.4	12:05:49.702
3	2:26.319	47.290	48.712	50.317	205.3	12:08:16.021
4	2:20.220	42.843	48.582	48.795	184.6	12:10:36.241
5	2:21.424	43.888	49.477	48.059	201.8	12:12:57.665
6	2:19.591	42.828	48.432	48.331	211.3	12:15:17.256
7	2:17.184	42.481	47.059	47.644	187.5	12:17:34.440
8	2:16.184	42.140	46.793	47.251	186.8	12:19:50.624
9	2:20.056	44.561	47.253	48.242	204.9	12:22:10.680
10		47.948	49.878		187.5	

222 Rodolphe Wallgren Alpine A110

HERRERO RACING

Lap D	Time	Sector 1	Sector 2	Sector 3	T. Spd	Elapsed
1	12:03:08.607	12:01:27.018	48.996	52.593	114.8	12:03:08.607
2	2:18.603	43.566	47.043	47.994	182.7	12:05:27.210
3	2:16.378	42.501	46.388	47.489	197.4	12:07:43.588
4	2:16.282	43.095	46.597	46.590	194.5	12:09:59.870
5	2:15.780	42.294	46.636	46.850	191.8	12:12:15.650
6	2:15.276	42.161	45.964	47.151	196.7	12:14:30.926
7	2:19.847	43.422	47.667	48.758	183.3	12:16:50.773
8	2:15.309	41.917	46.304	47.088	199.2	12:19:06.082
9	2:15.046	42.072	46.373	46.601	193.8	12:21:21.128
10		46.188	47.371		152.3	

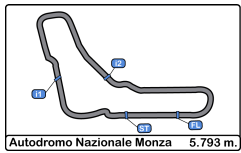


Autodromo Nazionale Monza
Alpine ELF Europa Cup
Qualifying - 1
Best Sectors Results



Sector - 1			Sector - 2			Sector - 3			Ideal Lap vs Best Lap						
Clas	Nº	Driver	Time	Nº	Driver	Time	Nº	Driver	Time	Clas	Nº	Driver	Ideal Lap	Best Lap	Clas
1	31	Louis Méric	41.026	93	Lucas Frayssinet	45.324	22	Alexis Garcin	46.272	1	93	Lucas Frayssinet	2:12.980	2:13.362	2
2	22	Alexis Garcin	41.093	22	Alexis Garcin	45.643	31	Louis Méric	46.360	2	22	Alexis Garcin	2:13.008	2:13.162	1
3	93	Lucas Frayssinet	41.167	222	Rodolphe Wallgren	45.964	59	Louis Maurice	46.374	3	31	Louis Méric	2:13.505	2:13.965	3
4	21	Tim Merieux	41.191	69	Laurent Hurgon	46.053	93	Lucas Frayssinet	46.489	4	59	Louis Maurice	2:13.949	2:14.635	7
5	85	Thibaut Bossy	41.224	8	Simon Tirman	46.096	16	Paul Cauhaube	46.579	5	8	Simon Tirman	2:13.982	2:14.492	5
6	8	Simon Tirman	41.245	31	Louis Méric	46.119	222	Rodolphe Wallgren	46.590	6	69	Laurent Hurgon	2:14.046	2:14.523	6
7	69	Laurent Hurgon	41.329	59	Louis Maurice	46.202	8	Simon Tirman	46.641	7	16	Paul Cauhaube	2:14.214	2:14.322	4
8	23	Laurent Richard	41.358	16	Paul Cauhaube	46.256	69	Laurent Hurgon	46.664	8	222	Rodolphe Wallgren	2:14.471	2:15.046	8
9	59	Louis Maurice	41.373	85	Thibaut Bossy	46.368	85	Thibaut Bossy	46.926	9	85	Thibaut Bossy	2:14.518	2:15.206	9
10	16	Paul Cauhaube	41.379	41	Anthony Fournier	46.538	23	Laurent Richard	47.134	10	35	Jules Gougeon	2:15.380	2:15.380	10
11	35	Jules Gougeon	41.383	35	Jules Gougeon	46.785	35	Jules Gougeon	47.212	11	23	Laurent Richard	2:15.501	2:16.070	11
12	22	Rodolphe Wallgren	41.917	110	Stéphane De Groodt	46.793	110	Stéphane De Groodt	47.251	12	21	Tim Merieux	2:16.115	2:17.608	16
13	20	Jean-Paul Dominici	42.031	23	Laurent Richard	47.009	21	Tim Merieux	47.331	13	110	Stéphane De Groodt	2:16.184	2:16.184	12
14	11	Stéphane De Groodt	42.140	3	Gosia Rdest	47.132	3	Gosia Rdest	47.390	14	41	Anthony Fournier	2:16.495	2:16.582	13
15	45	Frédéric Roy	42.194	45	Frédéric Roy	47.299	41	Anthony Fournier	47.750	15	3	Gosia Rdest	2:16.930	2:16.974	14
16	41	Anthony Fournier	42.207	9	Philippe Bourgois	47.312	9	Philippe Bourgois	47.911	16	45	Frédéric Roy	2:17.422	2:17.913	18
17	9	Philippe Bourgois	42.227	18	Pierre Macchi	47.363	45	Frédéric Roy	47.929	17	9	Philippe Bourgois	2:17.450	2:17.711	17
18	3	Gosia Rdest	42.408	20	Jean-Paul Dominici	47.499	20	Jean-Paul Dominici	47.984	18	20	Jean-Paul Dominici	2:17.514	2:17.539	15
19	71	Margaux Verza	42.430	71	Margaux Verza	47.525	18	Pierre Macchi	49.126	19	18	Pierre Macchi	2:19.579	2:20.016	19
20	18	Pierre Macchi	43.090	21	Tim Merieux	47.593	7	Franc Rouxel	50.631	20	71	Margaux Verza	2:20.634	2:20.975	20
21	7	Franc Rouxel	44.021	7	Franc Rouxel	49.432	71	Margaux Verza	50.679	21	7	Franc Rouxel	2:24.084	2:25.315	21






Autodromo Nazionale Monza
Alpine ELF Europa Cup
Qualifying - 1
Best 5 Lap Times



Cls	N°	Driver	Nat	Team	Level	Category	Best 1		Best 2		Best 3		Best 4		Best 5	
							Time	Lap	Time	Lap	Time	Lap	Time	Lap	Time	Lap
1	22	Alexis Garcin	FRA	HERRERO RACING	Inter D	Junior	2:13.162	6	2:13.437	7	2:13.620	8	2:13.926	5	2:14.124	4
2	93	Lucas Frayssinet	FRA	CHAZEL TECHNOLOGIE COURSE	Inter C	Junior	2:13.362	4	2:14.245	5	2:14.350	3	2:15.994	2	2:21.726	6
3	31	Louis Méric	FRA	RACE CARS CONSULTING	Inter C	Junior	2:13.965	5	2:14.173	7	2:14.369	8	2:15.536	9	2:15.639	3
4	16	Paul Cauhaupé	FRA	PATRICK ROGER AUTOSPORT	Inter C	Junior	2:14.322	7	2:14.828	9	2:15.242	6	2:15.284	5	2:16.161	4
5	8	Simon Tirman	FRA	AUTOSPORT GP	Inter C	Junior	2:14.492	8	2:14.576	9	2:14.821	7	2:14.990	5	2:15.315	4
6	69	Laurent Hurgon	FRA	LSGROUP AUTOSPORT GP	Inter C		2:14.523	7	2:14.564	9	2:16.148	6	2:16.370	4	2:16.780	5
7	59	Louis Maurice	FRA	CODE RACING DEVELOPMENT	Inter C	Junior	2:14.635	5	2:14.765	8	2:16.150	4	2:16.362	7	2:17.752	2
8	222	Rodolphe Wallgren	FRA	HERRERO RACING	Inter C		2:15.046	9	2:15.276	6	2:15.309	8	2:15.780	5	2:16.282	4
9	85	Thibaut Bossy	FRA	HERRERO RACING	Inter C		2:15.206	9	2:15.590	7	2:15.903	8	2:17.000	6	2:17.378	3
10	35	Jules Gougeon	FRA	RACE CARS CONSULTING	Inter D	Junior	2:15.380	8	2:15.936	6	2:16.050	5	2:17.053	4	2:17.757	2
11	23	Laurent Richard	FRA	HERRERO RACING	Inter C	Gentleman	2:16.070	8	2:16.806	5	2:17.703	7	2:17.970	4	2:18.157	6
12	110	Stéphane De Grootd	BEL	CHAZEL TECHNOLOGIE COURSE	Inter D	VIP /	2:16.184	8	2:17.184	7	2:19.591	6	2:20.056	9	2:20.220	4
13	41	Anthony Fournier	FRA	RACE CARS CONSULTING	Inter C	Gentleman	2:16.582	7	2:16.631	8	2:16.765	6	2:19.565	4	2:20.041	5
14	3	Gosia Rdest	POL	CHAZEL TECHNOLOGIE COURSE	Inter		2:16.974	7	2:18.512	8	2:18.926	5	2:19.282	6	2:21.050	4
15	20	Jean-Paul Dominici	FRA	CHAZEL TECHNOLOGIE COURSE	Inter D	Gentleman	2:17.539	9	2:18.303	7	2:19.241	8	2:20.974	6	2:21.035	5
16	21	Tim Merieux	FRA	AUTOSPORT GP	Inter C	Junior	2:17.608	9	2:17.728	6	2:18.334	5	2:18.387	4	2:19.871	3
17	9	Philippe Bourgois	BEL	CHAZEL TECHNOLOGIE COURSE	Inter C	Gentleman	2:17.711	7	2:17.778	6	2:17.882	8	2:19.664	9	2:19.666	5
18	45	Frédéric Roy	FRA	CHAZEL TECHNOLOGIE COURSE	Inter D	Gentleman	2:17.913	8	2:19.642	6	2:19.749	5	2:20.629	3	2:20.811	4
19	18	Pierre Macchi	FRA	PATRICK ROGER AUTOSPORT	Inter C	Gentleman	2:20.016	7	2:20.084	6	2:22.464	5	2:28.317	3	2:28.558	4
20	71	Margaux Verza	FRA	PATRICK ROGER AUTOSPORT	Inter C	Junior	2:20.975	3	2:29.648	2	3:47.190	4				
21	7	Franc Rouxel	FRA	HERRERO RACING	Inter D	Gentleman	2:25.315	7	2:25.352	8	2:26.367	6	2:29.415	5	2:29.603	3






Autodromo Nazionale Monza
Alpine ELF Europa Cup
Qualifying - 1
Fastest Laps Sequence



Lap	Time of Day	Session Time	N°	Driver	Nat	Team	Level	Category	Time	Km/h
2	12:04:46.757	4:46.757	93	Lucas Frayssinet	FRA	HAZEL TECHNOLOGIE COURSE	Inter C	Junior	2:15.994	153.3
3	12:07:01.107	7:01.107	93	Lucas Frayssinet	FRA	HAZEL TECHNOLOGIE COURSE	Inter C	Junior	2:14.350	155.2
4	12:09:14.469	9:14.469	93	Lucas Frayssinet	FRA	HAZEL TECHNOLOGIE COURSE	Inter C	Junior	2:13.362	156.3
6	12:16:29.173	16:29.173	22	Alexis Garcin	FRA	HERRERO RACING	Inter D	Junior	2:13.162	156.6



Autodromo Nazionale Monza
Alpine ELF Europa Cup
Qualifying - 1
Pit Stop Analysis



93

Lucas Frayssinet


Junior

CHAZEL TECHNOLOGIE
COURSE

Alpine A110

Nr.	In Day Time	In Time	Out Time	Pit Time	T. Pit Time	Handicap	Penalty
1	12:13:45.148	12:13:45.148	12:16:26.249	2:41.101	2:41.101		

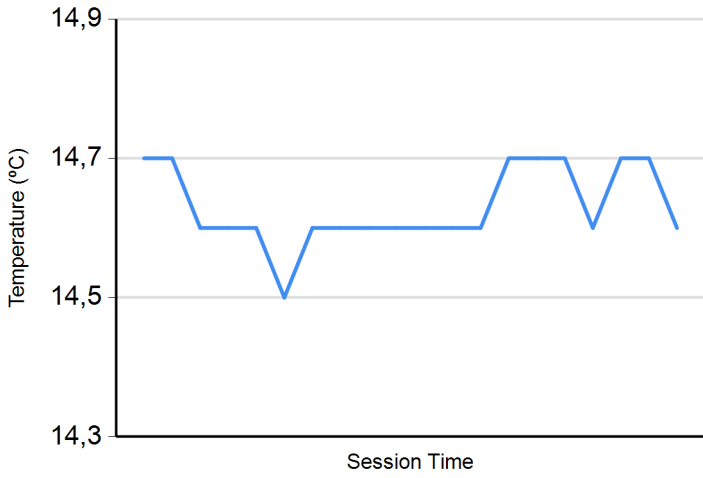




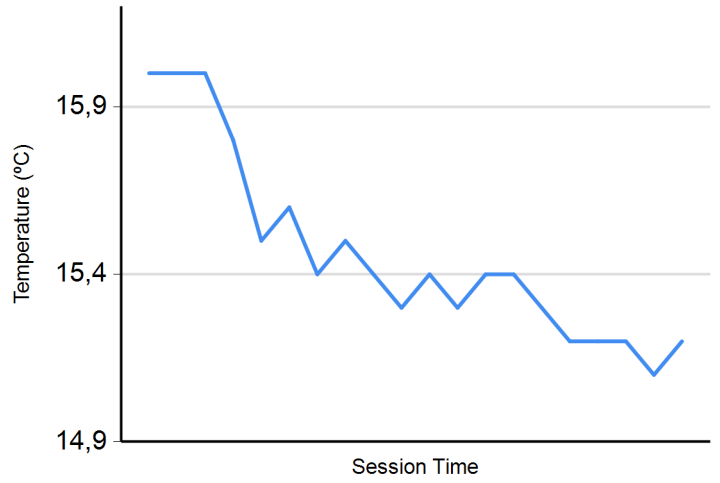
Autodromo Nazionale Monza
Alpine ELF Europa Cup
Qualifying - 1
Weather Report



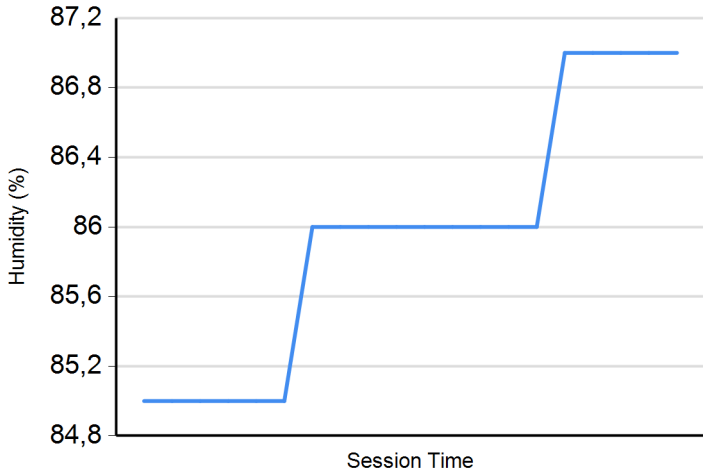
Air Temperature



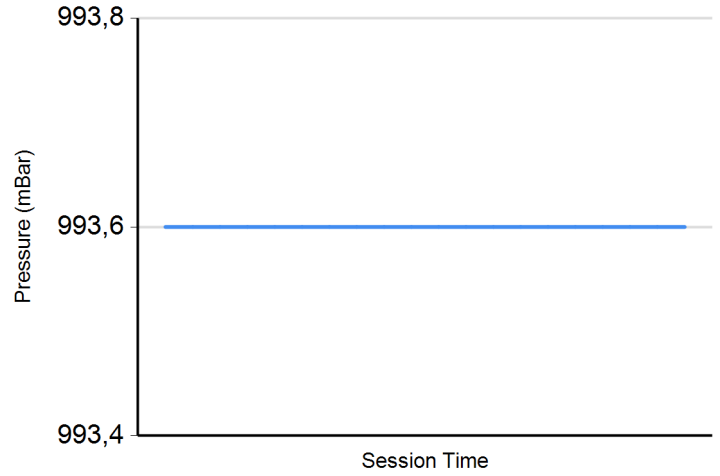
Track Temperature



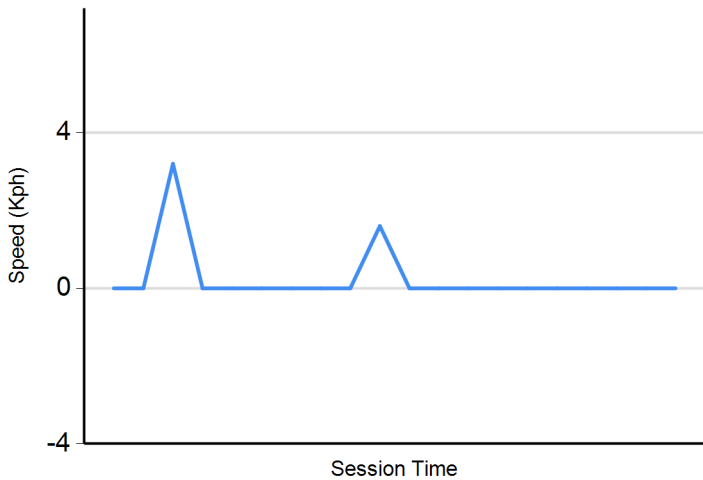
Humidity



Pressure



Wind Speed



Wind direction

