



**Autodromo Nazionale Monza**  
**Alpine ELF Europa Cup**  
**Qualifying - 2**  
**Provisional Results**



Cls	N°	Driver	Nat	Team	Level	Category	Laps	Best	Time	Gap	Interval	Km/h
1	22	Alexis Garcin	FRA	HERRERO RACING	Inter D	Junior	9	9	<b>2:04.413</b>			167.6
2	31	Louis Méric	FRA	RACE CARS CONSULTING	Inter C	Junior	10	8	<b>2:04.520</b>	0.107	0.107	167.4
3	93	Lucas Frayssinet	FRA	HAZEL TECHNOLOGIE COURSE	Inter C	Junior	9	9	<b>2:04.674</b>	0.261	0.154	167.2
4	8	Simon Tirman	FRA	AUTOSPORT GP	Inter C	Junior	9	9	<b>2:04.728</b>	0.315	0.054	167.2
5	59	Louis Maurice	FRA	CODE RACING DEVELOPMENT	Inter C	Junior	9	9	<b>2:05.269</b>	0.856	0.541	166.4
6	16	Paul Cauhaube	FRA	PATRICK ROGER AUTOSPORT GP	Inter C	Junior	8	8	<b>2:05.878</b>	1.465	0.609	165.6
7	85	Thibaut Bossy	FRA	HERRERO RACING	Inter C		9	8	<b>2:06.101</b>	1.688	0.223	165.3
8	35	Jules Gougeon	FRA	RACE CARS CONSULTING	Inter D	Junior	9	9	<b>2:06.307</b>	1.894	0.206	165.1
9	41	Anthony Fournier	FRA	RACE CARS CONSULTING	Inter C	Gentleman	9	9	<b>2:06.519</b>	2.106	0.212	164.8
10	69	Laurent Hurgon	FRA	LSGROUP AUTOSPORT GP	Inter C		9	9	<b>2:06.553</b>	2.140	0.034	164.7
11	21	Tim Merieux	FRA	AUTOSPORT GP	Inter C	Junior	8	8	<b>2:07.067</b>	2.654	0.514	164.1
12	3	Gosia Rdest	POL	HAZEL TECHNOLOGIE COURSE	Inter		9	9	<b>2:07.569</b>	3.156	0.502	163.4
13	222	Rodolphe Wallgren	FRA	HERRERO RACING	Inter C		8	7	<b>2:07.818</b>	3.405	0.249	163.1
14	20	Jean-Paul Dominici	FRA	HAZEL TECHNOLOGIE COURSE	Inter D	Gentleman	9	8	<b>2:09.557</b>	5.144	1.739	160.9
15	23	Laurent Richard	FRA	HERRERO RACING	Inter C	Gentleman	8	8	<b>2:09.874</b>	5.461	0.317	160.5
16	45	Frédéric Roy	FRA	HAZEL TECHNOLOGIE COURSE	Inter D	Gentleman	8	8	<b>2:10.467</b>	6.054	0.593	159.8
17	9	Philippe Bourgois	BEL	HAZEL TECHNOLOGIE COURSE	Inter C	Gentleman	9	9	<b>2:10.714</b>	6.301	0.247	159.5
18	18	Pierre Macchi	FRA	PATRICK ROGER AUTOSPORT GP	Inter C	Gentleman	9	9	<b>2:11.840</b>	7.427	1.126	158.1
19	71	Margaux Verza	FRA	PATRICK ROGER AUTOSPORT GP	Inter C	Junior	7	4	<b>2:12.709</b>	8.296	0.869	157.1
<b>Max. qual. time: 107% = 2:13.122</b>												
7		Franc Rouxel	FRA	HERRERO RACING	Inter D	Gentleman	9	8	<b>2:13.423</b>	9.010	0.714	156.3

CARS #8 - #20 - #41 - #69 - #222 - SOME LAP TIMES DELETED DUE TO TRACK LIMITS

Published at:.....

Track Temp: **15.3 °C** Air Temp: **14.2 °C**

Humidity: **95 %**

Track Status: **WET**

Stewards:

Race Director:

Timekeeper:





**Autodromo Nazionale Monza**  
**Alpine ELF Europa Cup**  
**Qualifying - 2**  
**Provisional Results by Category**



Cls	N°	Driver	Nat	Team	Level	Category	Laps	Best	Time	Gap	Interval	Km/h
1	3	Gosia Rdest	POL	HAZEL TECHNOLOGIE COURSE	Inter		9	9	<b>2:07.569</b>			163.4
<b>Inter C</b>												
1	31	Louis Méric	FRA	RACE CARS CONSULTING	Inter C	Junior	10	8	<b>2:04.520</b>			167.4
2	93	Lucas Frayssinet	FRA	HAZEL TECHNOLOGIE COURSE	Inter C	Junior	9	9	<b>2:04.674</b>	0.154	0.154	167.2
3	8	Simon Tirman	FRA	AUTOSPORT GP	Inter C	Junior	9	9	<b>2:04.728</b>	0.208	0.054	167.2
4	59	Louis Maurice	FRA	CODE RACING DEVELOPMENT	Inter C	Junior	9	9	<b>2:05.269</b>	0.749	0.541	166.4
5	16	Paul Cauhaube	FRA	PATRICK ROGER AUTOSPORT GP	Inter C	Junior	8	8	<b>2:05.878</b>	1.358	0.609	165.6
6	85	Thibaut Bossy	FRA	HERRERO RACING	Inter C		9	8	<b>2:06.101</b>	1.581	0.223	165.3
7	41	Anthony Fournier	FRA	RACE CARS CONSULTING	Inter C	Gentleman	9	9	<b>2:06.519</b>	1.999	0.418	164.8
8	69	Laurent Hurgon	FRA	LSGROUP AUTOSPORT GP	Inter C		9	9	<b>2:06.553</b>	2.033	0.034	164.7
9	21	Tim Merieux	FRA	AUTOSPORT GP	Inter C	Junior	8	8	<b>2:07.067</b>	2.547	0.514	164.1
10	222	Rodolphe Wallgren	FRA	HERRERO RACING	Inter C		8	7	<b>2:07.818</b>	3.298	0.751	163.1
11	23	Laurent Richard	FRA	HERRERO RACING	Inter C	Gentleman	8	8	<b>2:09.874</b>	5.354	2.056	160.5
12	9	Philippe Bourgois	BEL	HAZEL TECHNOLOGIE COURSE	Inter C	Gentleman	9	9	<b>2:10.714</b>	6.194	0.840	159.5
13	18	Pierre Macchi	FRA	PATRICK ROGER AUTOSPORT GP	Inter C	Gentleman	9	9	<b>2:11.840</b>	7.320	1.126	158.1
14	71	Margaux Verza	FRA	PATRICK ROGER AUTOSPORT GP	Inter C	Junior	7	4	<b>2:12.709</b>	8.189	0.869	157.1
<b>Inter D</b>												
1	22	Alexis Garcin	FRA	HERRERO RACING	Inter D	Junior	9	9	<b>2:04.413</b>			167.6
2	35	Jules Gougeon	FRA	RACE CARS CONSULTING	Inter D	Junior	9	9	<b>2:06.307</b>	1.894	1.894	165.1
3	20	Jean-Paul Dominici	FRA	HAZEL TECHNOLOGIE COURSE	Inter D	Gentleman	9	8	<b>2:09.557</b>	5.144	3.250	160.9
4	45	Frédéric Roy	FRA	HAZEL TECHNOLOGIE COURSE	Inter D	Gentleman	8	8	<b>2:10.467</b>	6.054	0.910	159.8
<b>Max. qual. time: 107% = 2:13.122</b>												
	7	Franc Rouxel	FRA	HERRERO RACING	Inter D	Gentleman	9	8	<b>2:13.423</b>	9.010	2.956	156.3

Published at:.....


Track Temp: **15.3 °C** Air Temp: **14.2 °C** Humidity: **95 %** Track **WET**

Stewards:

Race Director:

Timekeeper:





**Autodromo Nazionale Monza**  
**Alpine ELF Europa Cup**  
**Qualifying - 2**  
**Lap Analysis**



**3**

Gosia Rdest

Alpine A110

**16**

Paul Cauhaube

Alpine A110

CHAZEL TECHNOLOGIE  
COURSE

PATRICK ROGER AUTOSPORT  
GP

Lap D	Time	Sector 1	Sector 2	Sector 3	T. Spd	Elapsed	Lap D	Time	Sector 1	Sector 2	Sector 3	T. Spd	Elapsed
1	9:03:55.805	9:01:52.945	1:01.748	1:01.112	112.3	9:03:55.805	1	9:02:52.279	9:01:18.141	48.809	45.329	105.1	9:02:52.279
2	2:26.225	48.123	48.963	49.139	168.2	9:06:22.030	2	2:08.611	40.415	43.716	44.480	231.2	9:05:00.890
3	2:19.160	43.546	47.815	47.799	186.8	9:08:41.190	3	2:07.320	40.190	43.364	43.766	233.2	9:07:08.210
4	2:15.723	42.503	46.957	46.263	180.3	9:10:56.913	4	2:12.906 P	39.992	42.935	49.979	240.5	9:09:21.116
5	2:13.056	41.750	45.741	45.565	194.9	9:13:09.969	5	4:25.520	2:40.644	51.704	53.172	146.9	9:13:46.636
6	2:09.911	41.038	44.263	44.610	194.5	9:15:19.880	6	2:20.677	44.865	49.943	45.869	161.9	9:16:07.313
7	2:08.798	40.251	43.675	44.872	213.8	9:17:28.678	7	2:09.311	41.128	44.132	44.051	204.5	9:18:16.624
8	2:08.901	39.987	45.075	<b>43.839</b>	225.0	9:19:37.579	8	<b>2:05.878</b>	<b>39.810</b>	<b>42.715</b>	<b>43.353</b>	242.1	9:20:22.502
9	<b>2:07.569</b>	<b>39.780</b>	<b>43.575</b>	44.214	230.2	9:21:45.148	9		45.065	47.497		151.2	
10		41.893	46.789		194.9								

**7**

Franc Rouxel

Alpine A110

**18**

Pierre Macchi

Alpine A110

HERRERO RACING

PATRICK ROGER AUTOSPORT  
GP

Lap D	Time	Sector 1	Sector 2	Sector 3	T. Spd	Elapsed	Lap D	Time	Sector 1	Sector 2	Sector 3	T. Spd	Elapsed
1	9:03:03.689	9:01:19.297	55.903	48.489	106.9	9:03:03.689	1	9:03:17.010	9:01:23.354	55.588	58.068	100.0	9:03:17.010
2	2:15.211	42.228	45.924	47.059	200.0	9:05:18.900	2	2:25.289	46.235	50.432	48.622	179.7	9:05:42.299
3	2:14.509	41.745	45.783	46.981	193.8	9:07:33.409	3	2:14.757	41.611	45.419	47.727	203.7	9:07:57.056
4	2:13.933	41.369	45.433	47.131	209.7	9:09:47.342	4	2:13.654	41.107	45.383	47.164	213.4	9:10:10.710
5	2:16.860	42.346	46.691	47.823	214.2	9:12:04.202	5	2:13.259	40.970	45.383	46.906	224.5	9:12:23.969
6	2:14.537	<b>41.080</b>	<b>45.056</b>	48.401	203.0	9:14:18.739	6	2:12.256	40.711	44.817	46.728	227.8	9:14:36.225
7	2:13.971	41.437	45.536	46.998	197.8	9:16:32.710	7	2:11.925	<b>40.703</b>	45.132	<b>46.090</b>	226.8	9:16:48.150
8	<b>2:13.423</b>	41.258	45.302	<b>46.863</b>	211.3	9:18:46.133	8	2:11.969	40.753	44.892	46.324	224.0	9:19:00.119
9	2:15.466	41.224	47.090	47.152	209.7	9:21:01.599	9	<b>2:11.840</b>	40.993	<b>44.650</b>	46.197	218.1	9:21:11.959
10		49.801	55.505		150.2		10		51.949	54.375		138.1	

**8**

Simon Tirman

Alpine A110

**20**

Jean-Paul Dominici

Alpine A110

AUTOSPORT GP

CHAZEL TECHNOLOGIE  
COURSE

Lap D	Time	Sector 1	Sector 2	Sector 3	T. Spd	Elapsed	Lap D	Time	Sector 1	Sector 2	Sector 3	T. Spd	Elapsed
1	9:03:08.632	9:01:20.468	56.451	51.713	106.4	9:03:08.632	1	9:03:34.915	9:01:42.192	56.589	56.134	92.6	9:03:34.915
2	2:19.944	46.060	46.711	47.173	161.4	9:05:28.576	2	2:28.325	48.971	50.155	49.199	160.0	9:06:03.240
3	2:11.950	42.412	44.525	45.013	207.6	9:07:40.526	3	2:19.090	43.741	47.859	47.490	205.7	9:08:22.330
4	2:10.958	41.827	44.704	44.427	223.1	9:09:51.484	4	2:15.712	42.260	46.685	46.767	214.2	9:10:38.042
5	2:09.275	40.453	44.407	44.415	233.2	9:12:00.759	5	2:14.011	41.520	47.035	45.456	231.7	9:12:52.053
6	2:06.791	39.694	43.238	43.859	246.0	9:14:07.550	6	2:11.938	41.610	45.027	45.301	224.5	9:15:03.991
7	2:05.243	<b>38.814</b>	42.790	43.639	248.2	9:16:12.793	7	2:12.288	40.875	45.415	45.998	236.3	9:17:16.279
8	2:05.442	39.897	42.463	<b>43.082</b>	246.0	9:18:18.235	8	<b>2:09.557</b>	40.608	44.163	<b>44.786</b>	230.7	9:19:25.836
9	<b>2:04.728</b>	39.360	<b>41.833</b>	43.535	246.0	9:20:22.963	9	2:06.716	<b>39.871</b>	<b>41.935</b>	44.910	244.3	9:21:32.552
10		45.086	47.945		145.5		10		45.964	51.889		187.8	

**9**

Philippe Bourgois

Alpine A110

**21**

Tim Merieux

Alpine A110

CHAZEL TECHNOLOGIE  
COURSE

AUTOSPORT GP

Lap D	Time	Sector 1	Sector 2	Sector 3	T. Spd	Elapsed	Lap D	Time	Sector 1	Sector 2	Sector 3	T. Spd	Elapsed
1	9:02:30.900	9:00:57.270	47.177	46.453	108.8	9:02:30.900	1	9:02:56.331	9:01:18.564	51.794	45.973	104.5	9:02:56.331
2	2:13.108	40.826	45.908	46.374	228.8	9:04:44.008	2	2:11.193	41.080	45.183	44.930	191.4	9:05:07.524
3	2:13.932	41.150	46.633	46.149	222.2	9:06:57.940	3	2:08.825	40.564	43.978	44.283	213.8	9:07:16.349
4	2:12.121	40.879	45.506	45.736	226.8	9:09:10.061	4	2:08.642	40.520	43.601	44.521	213.0	9:09:24.991
5	2:11.908	40.933	45.400	45.575	224.5	9:11:21.969	5	2:15.793 P	<b>40.514</b>	43.495	51.784	216.0	9:11:40.784
6	2:11.154	<b>40.717</b>	45.149	<b>45.288</b>	224.0	9:13:33.123	6	4:48.953	3:16.993	46.223	45.737	134.3	9:16:29.737
7	2:23.069	40.882	45.569	56.618	227.3	9:15:56.192	7	2:10.143	41.493	43.966	44.684	200.7	9:18:39.880
8	2:17.880	47.021	45.375	45.484	162.4	9:18:14.072	8	<b>2:07.067</b>	40.752	<b>42.897</b>	<b>43.418</b>	210.9	9:20:46.947
9	<b>2:10.714</b>	40.968	<b>44.374</b>	45.372	222.6	9:20:24.786	9		42.296	46.891		184.6	
10		44.605	48.722		156.9								



**Autodromo Nazionale Monza**  
**Alpine ELF Europa Cup**  
**Qualifying - 2**  
**Lap Analysis**



22

Alexis Garcin

Alpine A110

HERRERO RACING

Lap D	Time	Sector 1	Sector 2	Sector 3	T. Spd	Elapsed
1	9:03:11.092	9:01:17.085	58.754	55.253	110.9	9:03:11.092
2	2:20.712	49.122	46.488	45.102	170.8	9:05:31.804
3	2:09.478	41.042	44.144	44.292	215.1	9:07:41.282
4	2:07.323	40.577	43.340	43.406	230.2	9:09:48.605
5	2:07.099	40.339	43.224	43.536	228.3	9:11:55.704
6	2:07.566	40.082	43.387	44.097	225.4	9:14:03.270
7	2:05.403	39.773	42.477	43.153	235.2	9:16:08.673
8	2:05.559	39.796	42.660	43.103	229.7	9:18:14.232
9	2:04.413	39.591	41.982	42.840	242.1	9:20:18.645
10		47.997	48.068		142.6	

41

Anthony Fournier

Alpine A110

RACE CARS CONSULTING

Lap D	Time	Sector 1	Sector 2	Sector 3	T. Spd	Elapsed
1	9:02:58.130	9:01:06.293	55.921	55.916	112.7	9:02:58.130
2	2:18.407	45.459	46.745	46.203	167.4	9:05:16.537
3	2:13.731	42.804	45.592	45.335	198.5	9:07:30.268
4	2:12.188	42.520	44.479	45.189	203.7	9:09:42.456
5	2:11.628	41.726	44.291	45.611	224.5	9:11:54.084
6	2:10.052	41.304	43.788	44.960	229.7	9:14:04.136
7	2:08.657	41.203	43.654	43.800	212.5	9:16:12.793
8	2:07.785	41.261	43.293	43.231	215.5	9:18:20.578
9	2:06.519	40.205	42.772	43.542	230.2	9:20:27.097
10		46.478	48.635		161.4	

23

Laurent Richard

Alpine A110

HERRERO RACING

Lap D	Time	Sector 1	Sector 2	Sector 3	T. Spd	Elapsed
1	9:03:12.433	9:01:17.216	1:00.062	55.155	110.6	9:03:12.433
2	2:29.048	49.423	50.951	48.674	136.3	9:05:41.481
3	2:18.860	44.336	47.109	47.415	198.1	9:08:00.341
4	2:16.799	43.144	46.352	47.303	195.2	9:10:17.140
5	2:13.119	41.952	45.576	45.591	213.4	9:12:30.259
6	2:13.340	41.531	46.056	45.753	230.7	9:14:43.599
7	2:11.646	41.416	45.031	45.199	214.7	9:16:55.245
8	2:09.874	40.586	44.279	45.009	224.0	9:19:05.119
9		40.949	45.431		228.3	

45

Frédéric Roy

Alpine A110

CHAZEL TECHNOLOGIE COURSE

Lap D	Time	Sector 1	Sector 2	Sector 3	T. Spd	Elapsed
1	9:03:52.302	9:01:51.144	1:00.493	1:00.665	106.5	9:03:52.302
2	2:30.229	47.041	51.575	51.613	167.4	9:06:22.531
3	2:30.144	53.139	49.253	47.752	191.1	9:08:52.675
4	2:16.337	42.918	46.594	46.825	216.8	9:11:09.012
5	2:13.499	41.991	45.799	45.709	229.2	9:13:22.511
6	2:18.543	44.051	47.790	46.702	235.2	9:15:41.054
7	2:11.650	41.635	44.632	45.383	208.4	9:17:52.704
8	2:10.467	41.141	44.426	44.900	206.8	9:20:03.171
9		45.145	53.720		161.1	

31

Louis Méric

Alpine A110

RACE CARS CONSULTING

Lap D	Time	Sector 1	Sector 2	Sector 3	T. Spd	Elapsed
1	9:02:30.983	9:00:53.310	49.283	48.390	136.1	9:02:30.983
2	2:18.603	44.000	48.589	46.014	176.1	9:04:49.586
3	2:10.336	41.086	44.696	44.554	217.7	9:06:59.922
4	2:07.898	40.535	43.645	43.718	218.6	9:09:07.820
5	2:06.328	40.080	43.022	43.226	235.8	9:11:14.148
6	2:05.451	39.823	42.820	42.808	243.7	9:13:19.599
7	2:05.577	39.637	43.277	42.663	244.8	9:15:25.176
8	2:04.520	39.569	42.558	42.393	244.8	9:17:29.696
9	2:05.949	39.633	43.758	42.558	240.0	9:19:35.645
10	2:04.786	39.650	42.630	42.506	246.0	9:21:40.431
11		41.882	44.676		191.1	

59

Louis Maurice

Alpine A110

CODE RACING DEVELOPMENT

Lap D	Time	Sector 1	Sector 2	Sector 3	T. Spd	Elapsed
1	9:04:18.805	9:02:37.805	51.281	49.719	141.9	9:04:18.805
2	2:14.919	43.223	46.173	45.523	192.5	9:06:33.724
3	2:10.247	41.059	44.748	44.440	225.4	9:08:43.971
4	2:08.237	40.331	43.946	43.960	239.4	9:10:52.208
5	2:08.733	39.957	44.270	44.506	247.1	9:13:00.941
6	2:06.769	39.898	43.003	43.868	235.8	9:15:07.710
7	2:06.936	40.078	42.864	43.994	228.3	9:17:14.646
8	2:05.955	39.828	42.846	43.281	240.0	9:19:20.601
9	2:05.269	39.542	42.648	43.079	245.4	9:21:25.870
10		46.178	49.449		180.6	

35

Jules Gougeon

Alpine A110

RACE CARS CONSULTING

Lap D	Time	Sector 1	Sector 2	Sector 3	T. Spd	Elapsed
1	9:02:50.348	9:01:01.789	54.338	54.221	103.2	9:02:50.348
2	2:33.341	57.318	48.355	47.668	146.7	9:05:23.689
3	2:13.644	41.836	45.732	46.076	217.3	9:07:37.333
4	2:15.538	40.271	45.847	49.420	231.7	9:09:52.871
5	2:10.170	40.023	45.315	44.832	236.3	9:12:03.041
6	2:08.453	40.042	43.702	44.709	239.4	9:14:11.494
7	2:06.921	39.923	43.267	43.731	244.3	9:16:18.415
8	2:12.038	39.929	43.614	48.495	246.0	9:18:30.453
9	2:06.307	39.925	42.988	43.394	230.7	9:20:36.760
10		46.662	48.412		140.4	

69

Laurent Hurgon

Alpine A110

LSGROUP AUTOSPORT GP

Lap D	Time	Sector 1	Sector 2	Sector 3	T. Spd	Elapsed
1	9:02:52.782	9:01:17.678	50.064	45.040	102.0	9:02:52.782
2	2:08.443	40.273	43.869	44.301	221.3	9:05:01.225
3	2:08.660	40.531	44.061	44.068	220.4	9:07:09.885
4	2:07.952	40.600	43.182	44.170	219.9	9:09:17.837
5	2:14.870 P	40.624	43.429	50.817	220.4	9:11:32.707
6	4:07.335	2:34.802	45.564	46.969	177.9	9:15:40.042
7	2:10.671	41.376	44.730	44.565	200.7	9:17:50.713
8	2:07.835	40.753	43.494	43.588	218.6	9:19:58.548
9	2:06.553	40.361	42.839	43.353	221.7	9:22:05.101
10		48.124	44.038		161.4	





**Autodromo Nazionale Monza**  
**Alpine ELF Europa Cup**  
**Qualifying - 2**  
**Lap Analysis**



**71** Margaux Verza Alpine A110  
 PATRICK ROGER AUTOSPORT  
 GP

Lap D	Time	Sector 1	Sector 2	Sector 3	T. Spd	Elapsed
1	9:04:00.376	9:01:20.452	55.424	1:44.500	98.0	9:04:00.376
2	2:23.518	45.963	49.666	47.889	151.4	9:06:23.894
3	2:14.932	42.016	46.694	46.222	182.7	9:08:38.826
4	<b>2:12.709</b>	<b>41.053</b>	45.742	<b>45.914</b>	220.4	9:10:51.535
5	2:20.742 P	41.565	<b>45.245</b>	53.932	212.5	9:13:12.277
6	4:38.934	2:42.631	59.010	57.293	151.4	9:17:51.211
7	2:23.729	48.203	47.309	48.217	174.7	9:20:14.940
8		50.198	49.918		143.2	

**85** Thibaut Bossy Alpine A110  
 HERRERO RACING

Lap D	Time	Sector 1	Sector 2	Sector 3	T. Spd	Elapsed
1	9:03:12.905	9:01:19.294	1:00.133	53.478	102.5	9:03:12.905
2	2:21.412	47.631	47.491	46.290	154.5	9:05:34.317
3	2:12.538	41.687	44.731	46.120	209.3	9:07:46.855
4	2:11.499	42.014	44.514	44.971	208.4	9:09:58.354
5	2:08.702	41.110	43.170	44.422	221.7	9:12:07.056
6	2:08.946	40.686	43.191	45.069	221.3	9:14:16.002
7	2:07.447	40.668	42.970	43.809	216.8	9:16:23.449
8	<b>2:06.101</b>	<b>39.728</b>	<b>42.531</b>	43.842	232.2	9:18:29.550
9	2:06.167	39.801	42.677	<b>43.689</b>	231.2	9:20:35.717
10		46.523	48.500		150.2	

**93** Lucas Frayssinet Alpine A110  
 CHAZEL TECHNOLOGIE  
 COURSE

Lap D	Time	Sector 1	Sector 2	Sector 3	T. Spd	Elapsed
1	9:02:12.663	9:00:45.179	43.341	44.143	175.8	9:02:12.663
2	2:07.360	40.227	43.192	43.941	237.3	9:04:20.023
3	2:08.037	40.270	43.265	44.502	235.2	9:06:28.060
4	2:18.257 P	42.765	43.650	51.842	231.2	9:08:46.317
5	3:58.395	2:21.864	49.762	46.769	165.1	9:12:44.712
6	2:10.779	40.920	43.539	46.320	213.8	9:14:55.491
7	2:06.778	40.009	42.975	43.794	237.3	9:17:02.269
8	2:04.882	39.662	<b>42.259</b>	<b>42.961</b>	238.9	9:19:07.151
9	<b>2:04.674</b>	<b>39.368</b>	42.302	43.004	243.2	9:21:11.825
10		44.954	50.820		179.1	

**222** Rodolphe Wallgren Alpine A110  
 HERRERO RACING

Lap D	Time	Sector 1	Sector 2	Sector 3	T. Spd	Elapsed
1	9:05:49.991	9:04:01.237	50.806	57.948	107.0	9:05:49.991
2	2:14.522	42.878	45.827	45.817	193.8	9:08:04.513
3	2:25.156	41.239	53.321	50.596	218.6	9:10:29.669
4	2:10.807	40.898	44.779	45.130	230.2	9:12:40.476
5	2:09.981	41.326	44.020	44.635	223.6	9:14:50.457
6	2:08.092	40.719	43.065	44.308	224.0	9:16:58.549
7	<b>2:07.818</b>	<b>40.192</b>	43.343	44.283	228.8	9:19:06.367
8	2:07.654	40.621	<b>43.029</b>	<b>44.004</b>	228.3	9:21:14.021
9		48.233	48.891		145.5	




**Autodromo Nazionale Monza**  
**Alpine ELF Europa Cup**  
**Qualifying - 2**  
**Best Sectors Results**



Sector - 1				Sector - 2				Sector - 3				Ideal Lap vs Best Lap			
Clas	Nº	Driver	Time	Nº	Driver	Time	Nº	Driver	Time	Clas	Nº	Driver	Ideal Lap	Best Lap	Clas
1	8	Simon Tirman	38.814	8	Simon Tirman	41.833	31	Louis Méric	42.393	1	8	Simon Tirman	2:03.729	2:04.728	4
2	93	Lucas Frayssinet	39.368	20	Jean-Paul Dominici	41.935	22	Alexis Garcin	42.840	2	22	Alexis Garcin	2:04.413	2:04.413	1
3	59	Louis Maurice	39.542	22	Alexis Garcin	41.982	93	Lucas Frayssinet	42.961	3	31	Louis Méric	2:04.520	2:04.520	2
4	31	Louis Méric	39.569	93	Lucas Frayssinet	42.259	59	Louis Maurice	43.079	4	93	Lucas Frayssinet	2:04.588	2:04.674	3
5	22	Alexis Garcin	39.591	85	Thibaut Bossy	42.531	8	Simon Tirman	43.082	5	59	Louis Maurice	2:05.269	2:05.269	5
6	85	Thibaut Bossy	39.728	31	Louis Méric	42.558	41	Anthony Fournier	43.231	6	16	Paul Cauhaube	2:05.878	2:05.878	6
7	3	Gosia Rdest	39.780	59	Louis Maurice	42.648	16	Paul Cauhaube	43.353	7	85	Thibaut Bossy	2:05.948	2:06.101	7
8	16	Paul Cauhaube	39.810	16	Paul Cauhaube	42.715	69	Laurent Hurgon	43.353	8	41	Anthony Fournier	2:06.208	2:06.519	9
9	20	Jean-Paul Dominici	39.871	41	Anthony Fournier	42.772	35	Jules Gougeon	43.394	9	35	Jules Gougeon	2:06.305	2:06.307	8
10	35	Jules Gougeon	39.923	69	Laurent Hurgon	42.839	21	Tim Merieux	43.418	10	69	Laurent Hurgon	2:06.465	2:06.553	10
11	22	Rodolphe Wallgren	40.192	21	Tim Merieux	42.897	85	Thibaut Bossy	43.689	11	20	Jean-Paul Dominici	2:06.592	2:09.557	14
12	41	Anthony Fournier	40.205	35	Jules Gougeon	42.988	3	Gosia Rdest	43.839	12	21	Tim Merieux	2:06.829	2:07.067	11
13	69	Laurent Hurgon	40.273	222	Rodolphe Wallgren	43.029	222	Rodolphe Wallgren	44.004	13	3	Gosia Rdest	2:07.194	2:07.569	12
14	21	Tim Merieux	40.514	3	Gosia Rdest	43.575	20	Jean-Paul Dominici	44.786	14	222	Rodolphe Wallgren	2:07.225	2:07.818	13
15	23	Laurent Richard	40.586	23	Laurent Richard	44.279	45	Frédéric Roy	44.900	15	23	Laurent Richard	2:09.874	2:09.874	15
16	18	Pierre Macchi	40.703	9	Philippe Bourgois	44.374	23	Laurent Richard	45.009	16	9	Philippe Bourgois	2:10.379	2:10.714	17
17	9	Philippe Bourgois	40.717	45	Frédéric Roy	44.426	9	Philippe Bourgois	45.288	17	45	Frédéric Roy	2:10.467	2:10.467	16
18	71	Margaux Verza	41.053	18	Pierre Macchi	44.650	71	Margaux Verza	45.914	18	18	Pierre Macchi	2:11.443	2:11.840	18
19	7	Franc Rouxel	41.080	7	Franc Rouxel	45.056	18	Pierre Macchi	46.090	19	71	Margaux Verza	2:12.212	2:12.709	19
20	45	Frédéric Roy	41.141	71	Margaux Verza	45.245	7	Franc Rouxel	46.863	20	7	Franc Rouxel	2:12.999	2:13.423	20





**Autodromo Nazionale Monza**  
**Alpine ELF Europa Cup**  
**Qualifying - 2**  
**Best 5 Lap Times**



Cls	N°	Driver	Nat	Team	Level	Category	Best 1		Best 2		Best 3		Best 4		Best 5	
							Time	Lap	Time	Lap	Time	Lap	Time	Lap	Time	Lap
1	22	Alexis Garcin	FRA	HERRERO RACING	Inter D	Junior	2:04.413	9	2:05.403	7	2:05.559	8	2:07.099	5	2:07.323	4
2	31	Louis Méric	FRA	RACE CARS CONSULTING	Inter C	Junior	2:04.520	8	2:04.786	10	2:05.451	6	2:05.577	7	2:05.949	9
3	93	Lucas Frayssinet	FRA	HAZEL TECHNOLOGIE COURSE	Inter C	Junior	2:04.674	9	2:04.882	8	2:06.778	7	2:07.360	2	2:08.037	3
4	8	Simon Tirman	FRA	AUTOSPORT GP	Inter C	Junior	2:04.728	9	2:05.442	8	2:06.791	6	2:09.275	5	2:10.958	4
5	59	Louis Maurice	FRA	CODE RACING DEVELOPMENT	Inter C	Junior	2:05.269	9	2:05.955	8	2:06.769	6	2:06.936	7	2:08.237	4
6	16	Paul Cauhaupé	FRA	PATRICK ROGER AUTOSPORT	Inter C	Junior	2:05.878	8	2:07.320	3	2:08.611	2	2:09.311	7	2:12.906	4
7	85	Thibaut Bossy	FRA	HERRERO RACING	Inter C		2:06.101	8	2:06.167	9	2:07.447	7	2:08.702	5	2:08.946	6
8	35	Jules Gougeon	FRA	RACE CARS CONSULTING	Inter D	Junior	2:06.307	9	2:06.921	7	2:08.453	6	2:10.170	5	2:12.038	8
9	41	Anthony Fournier	FRA	RACE CARS CONSULTING	Inter C	Gentleman	2:06.519	9	2:07.785	8	2:08.657	7	2:10.052	6	2:11.628	5
10	69	Laurent Hurgon	FRA	LSGROUP AUTOSPORT GP	Inter C		2:06.553	9	2:07.835	8	2:07.952	4	2:08.443	2	2:10.671	7
11	21	Tim Merieux	FRA	AUTOSPORT GP	Inter C	Junior	2:07.067	8	2:08.642	4	2:08.825	3	2:10.143	7	2:11.193	2
12	3	Gosia Rdest	POL	HAZEL TECHNOLOGIE COURSE	Inter		2:07.569	9	2:08.798	7	2:08.901	8	2:09.911	6	2:13.056	5
13	222	Rodolphe Wallgren	FRA	HERRERO RACING	Inter C		2:07.818	7	2:08.092	6	2:09.981	5	2:10.807	4	2:14.522	2
14	20	Jean-Paul Dominici	FRA	HAZEL TECHNOLOGIE COURSE	Inter D	Gentleman	2:09.557	8	2:11.938	6	2:12.288	7	2:14.011	5	2:15.712	4
15	23	Laurent Richard	FRA	HERRERO RACING	Inter C	Gentleman	2:09.874	8	2:11.646	7	2:13.119	5	2:13.340	6	2:16.799	4
16	45	Frédéric Roy	FRA	HAZEL TECHNOLOGIE COURSE	Inter D	Gentleman	2:10.467	8	2:11.650	7	2:13.499	5	2:16.337	4	2:18.543	6
17	9	Philippe Bourgois	BEL	HAZEL TECHNOLOGIE COURSE	Inter C	Gentleman	2:10.714	9	2:11.154	6	2:11.908	5	2:12.121	4	2:13.108	2
18	18	Pierre Macchi	FRA	PATRICK ROGER AUTOSPORT	Inter C	Gentleman	2:11.840	9	2:11.925	7	2:11.969	8	2:12.256	6	2:13.259	5
19	71	Margaux Verza	FRA	PATRICK ROGER AUTOSPORT	Inter C	Junior	2:12.709	4	2:14.932	3	2:20.742	5	2:23.518	2	2:23.729	7
20	7	Franc Rouxel	FRA	HERRERO RACING	Inter D	Gentleman	2:13.423	8	2:13.933	4	2:13.971	7	2:14.509	3	2:14.537	6







Autodromo Nazionale Monza  
Alpine ELF Europa Cup  
Qualifying - 2  
Fastest Laps Sequence



Lap	Time of Day	Session Time	N°	Driver	Nat	Team	Level	Category	Time	Km/h
2	9:04:20.023	4:20.023	93	Lucas Frayssinet	FRA	CHAZEL TECHNOLOGIE COURSE	Inter C	Junior	2:07.360	163.7
3	9:07:08.210	7:08.210	16	Paul Cauhaupé	FRA	PATRICK ROGER AUTOSPORT GP	Inter C	Junior	2:07.320	163.7
5	9:11:14.148	11:14.148	31	Louis Méric	FRA	RACE CARS CONSULTING	Inter C	Junior	2:06.328	165.0
6	9:13:19.599	13:19.599	31	Louis Méric	FRA	RACE CARS CONSULTING	Inter C	Junior	2:05.451	166.2
7	9:16:08.673	16:08.673	22	Alexis Garcin	FRA	HERRERO RACING	Inter D	Junior	2:05.403	166.3
8	9:17:29.696	17:29.696	31	Louis Méric	FRA	RACE CARS CONSULTING	Inter C	Junior	2:04.520	167.4
9	9:20:18.645	20:18.645	22	Alexis Garcin	FRA	HERRERO RACING	Inter D	Junior	2:04.413	167.6





**Autodromo Nazionale Monza**  
**Alpine ELF Europa Cup**  
**Qualifying - 2**  
**Pit Stop Analysis**



16

Paul Cauhaupé Junior PATRICK ROGER AUTOSPORT GP

Alpine A110

Nr.	In Day Time	In Time	Out Time	Pit Time	T. Pit Time	Handicap	Penalty
1	9:09:15.832	9:09:15.832	9:11:04.838	1:49.006	1:49.006		

21

Tim Merieux Junior AUTOSPORT GP

Alpine A110

Nr.	In Day Time	In Time	Out Time	Pit Time	T. Pit Time	Handicap	Penalty
1	9:11:35.552	9:11:35.552	9:14:09.661	2:34.109	2:34.109		

69

Laurent Hurgon LSGROUP AUTOSPORT GP

Alpine A110

Nr.	In Day Time	In Time	Out Time	Pit Time	T. Pit Time	Handicap	Penalty
1	9:11:27.085	9:11:27.085	9:13:23.756	1:56.671	1:56.671		

71

Margaux Verza Junior PATRICK ROGER AUTOSPORT GP

Alpine A110


Nr.	In Day Time	In Time	Out Time	Pit Time	T. Pit Time	Handicap	Penalty
1	9:13:07.043	9:13:07.043	9:15:07.988	2:00.945	2:00.945		

93

Lucas Frayssinet Junior CHAZEL TECHNOLOGIE COURSE

Alpine A110

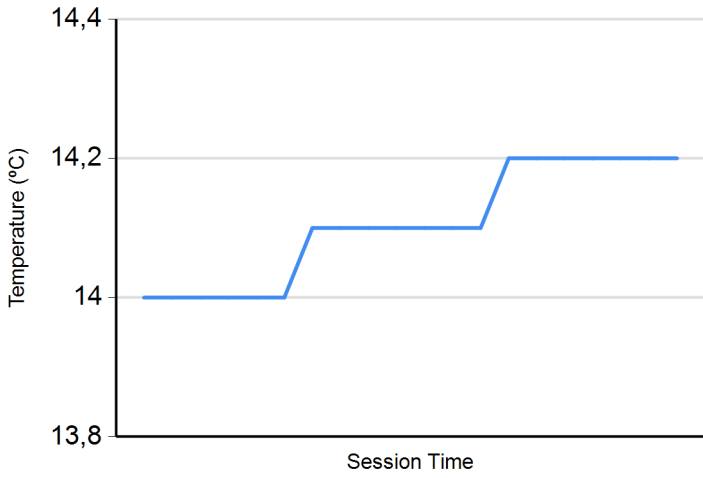
Nr.	In Day Time	In Time	Out Time	Pit Time	T. Pit Time	Handicap	Penalty
1	9:08:41.060	9:08:41.060	9:10:22.825	1:41.765	1:41.765		



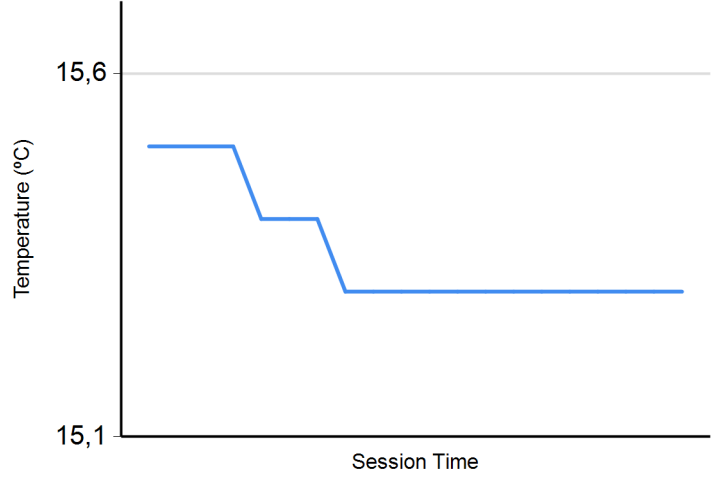
**Autodromo Nazionale Monza**  
**Alpine ELF Europa Cup**  
**Qualifying - 2**  
**Weather Report**



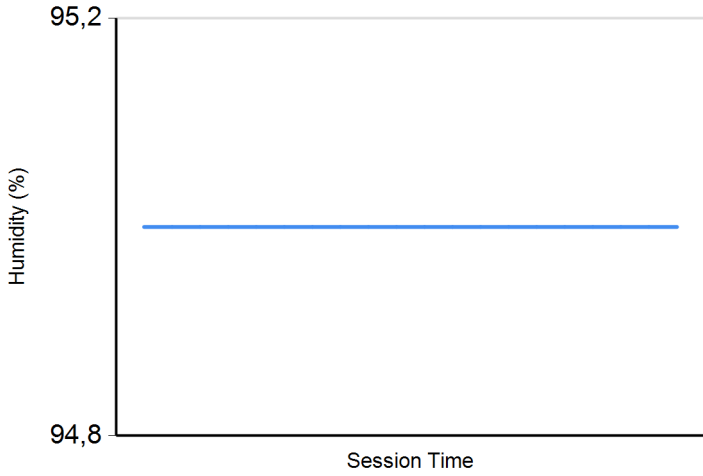
**Air Temperature**



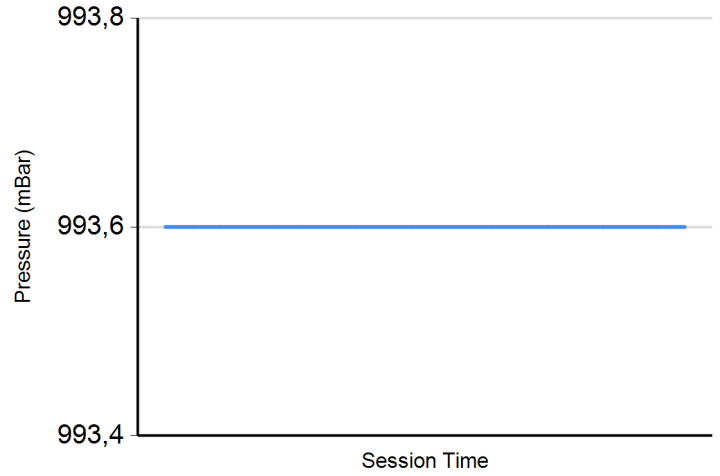
**Track Temperature**



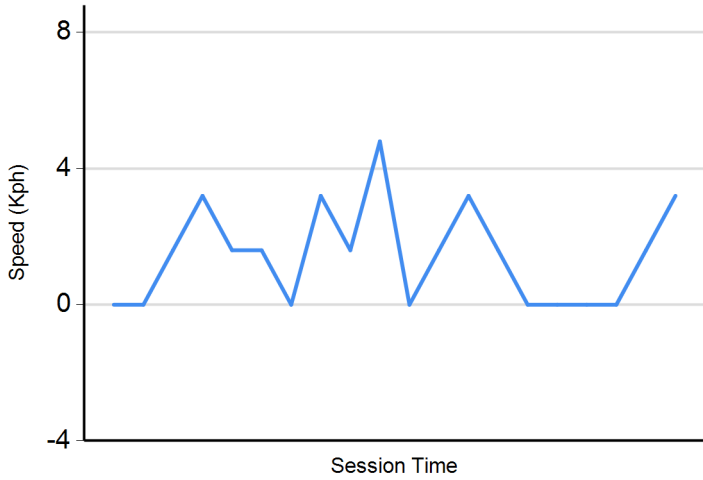
**Humidity**



**Pressure**



**Wind Speed**



**Wind direction**

North = 0°/360° Est = 90° South = 180° West = 270°

