

# Autodromo Nazionale Monza

## Alpine ELF Europa Cup

### Free Practice - 2

#### Provisional Results



Cls	N°	Driver	Nat	Team	Level	Category	Laps	Best	Time	Gap	Interval	Km/h
1	16	Paul Cauhaube	FRA	PATRICK ROGER AUTOSPORT GP	Inter C	Junior	18	17	1:59.279			174.8
2	8	Simon Tirman	FRA	AUTOSPORT GP	Inter C	Junior	18	13	1:59.315	0.036	0.036	174.7
3	93	Lucas Frayssinet	FRA	HAZEL TECHNOLOGIE COURSE	Inter C	Junior	14	8	1:59.447	0.168	0.132	174.5
4	59	Louis Maurice	FRA	CODE RACING DEVELOPMENT	Inter C	Junior	16	8	1:59.638	0.359	0.191	174.3
5	21	Tim Merieux	FRA	AUTOSPORT GP	Inter C	Junior	16	11	1:59.738	0.459	0.100	174.1
6	31	Louis Méric	FRA	RACE CARS CONSULTING	Inter C	Junior	15	8	1:59.800	0.521	0.062	174.0
7	22	Alexis Garcin	FRA	HERRERO RACING	Inter D	Junior	11	5	2:00.230	0.951	0.430	173.4
8	222	Rodolphe Wallgren	FRA	HERRERO RACING	Inter C		16	6	2:00.235	0.956	0.005	173.4
9	35	Jules Gougeon	FRA	RACE CARS CONSULTING	Inter D	Junior	15	9	2:00.244	0.965	0.009	173.4
10	23	Laurent Richard	FRA	HERRERO RACING	Inter C	Gentleman	12	5	2:00.475	1.196	0.231	173.1
11	85	Thibaut Bossy	FRA	HERRERO RACING	Inter C		8	7	2:00.499	1.220	0.024	173.0
12	71	Margaux Verza	FRA	PATRICK ROGER AUTOSPORT GP	Inter C	Junior	17	16	2:00.637	1.358	0.138	172.8
13	69	Laurent Hurgon	FRA	LSGROUP AUTOSPORT GP	Inter C		17	9	2:00.657	1.378	0.020	172.8
14	20	Jean-Paul Dominici	FRA	HAZEL TECHNOLOGIE COURSE	Inter D	Gentleman	12	9	2:00.958	1.679	0.301	172.4
15	41	Anthony Fournier	FRA	RACE CARS CONSULTING	Inter C	Gentleman	17	8	2:01.144	1.865	0.186	172.1
16	3	Gosia Rdest	POL	HAZEL TECHNOLOGIE COURSE	Inter		15	14	2:01.177	1.898	0.033	172.1
17	18	Pierre Macchi	FRA	PATRICK ROGER AUTOSPORT GP	Inter C	Gentleman	17	16	2:01.481	2.202	0.304	171.6
18	9	Philippe Bourgois	BEL	HAZEL TECHNOLOGIE COURSE	Inter C	Gentleman	16	15	2:01.587	2.308	0.106	171.5
19	110	Stéphane De Groo	BEL	HAZEL TECHNOLOGIE COURSE	Inter D	VIP / Gentl	13	11	2:01.783	2.504	0.196	171.2
20	45	Frédéric Roy	FRA	HAZEL TECHNOLOGIE COURSE	Inter D	Gentleman	16	9	2:02.054	2.775	0.271	170.8
21	7	Franc Rouxel	FRA	HERRERO RACING	Inter D	Gentleman	8	6	2:04.458	5.179	2.404	167.5

Published at:.....

Track Temp: 29.4 °C Air Temp: 21.5 °C

Humidity: 43 %


Track Status: DRY

Stewards:

Race Director:

Timekeeper:





**Autodromo Nazionale Monza**  
**Alpine ELF Europa Cup**  
**Free Practice - 2**  
**Provisional Results by Category**



Cls	N°	Driver	Nat	Team	Level	Category	Laps	Best	Time	Gap	Interval	Km/h
1	3	Gosia Rdest	POL	CHAZEL TECHNOLOGIE COURSE	Inter		15	14	2:01.177			172.1
<b>Inter C</b>												
1	16	Paul Cauhaupé	FRA	PATRICK ROGER AUTOSPORT GP	Inter C	Junior	18	17	1:59.279			174.8
2	8	Simon Tirman	FRA	AUTOSPORT GP	Inter C	Junior	18	13	1:59.315	0.036	0.036	174.7
3	93	Lucas Frayssinet	FRA	CHAZEL TECHNOLOGIE COURSE	Inter C	Junior	14	8	1:59.447	0.168	0.132	174.5
4	59	Louis Maurice	FRA	CODE RACING DEVELOPMENT	Inter C	Junior	16	8	1:59.638	0.359	0.191	174.3
5	21	Tim Merieux	FRA	AUTOSPORT GP	Inter C	Junior	16	11	1:59.738	0.459	0.100	174.1
6	31	Louis Méric	FRA	RACE CARS CONSULTING	Inter C	Junior	15	8	1:59.800	0.521	0.062	174.0
7	222	Rodolphe Wallgren	FRA	HERRERO RACING	Inter C		16	6	2:00.235	0.956	0.435	173.4
8	23	Laurent Richard	FRA	HERRERO RACING	Inter C	Gentleman	12	5	2:00.475	1.196	0.240	173.1
9	85	Thibaut Bossy	FRA	HERRERO RACING	Inter C		8	7	2:00.499	1.220	0.024	173.0
10	71	Margaux Verza	FRA	PATRICK ROGER AUTOSPORT GP	Inter C	Junior	17	16	2:00.637	1.358	0.138	172.8
11	69	Laurent Hurgon	FRA	LSGROUP AUTOSPORT GP	Inter C		17	9	2:00.657	1.378	0.020	172.8
12	41	Anthony Fournier	FRA	RACE CARS CONSULTING	Inter C	Gentleman	17	8	2:01.144	1.865	0.487	172.1
13	18	Pierre Macchi	FRA	PATRICK ROGER AUTOSPORT GP	Inter C	Gentleman	17	16	2:01.481	2.202	0.337	171.6
14	9	Philippe Bourgois	BEL	CHAZEL TECHNOLOGIE COURSE	Inter C	Gentleman	16	15	2:01.587	2.308	0.106	171.5
<b>Inter D</b>												
1	22	Alexis Garcin	FRA	HERRERO RACING	Inter D	Junior	11	5	2:00.230			173.4
2	35	Jules Gougeon	FRA	RACE CARS CONSULTING	Inter D	Junior	15	9	2:00.244	0.014	0.014	173.4
3	20	Jean-Paul Dominici	FRA	CHAZEL TECHNOLOGIE COURSE	Inter D	Gentleman	12	9	2:00.958	0.728	0.714	172.4
4	110	Stéphane De Grootd	BEL	CHAZEL TECHNOLOGIE COURSE	Inter D	VIP / Gentlem	13	11	2:01.783	1.553	0.825	171.2
5	45	Frédéric Roy	FRA	CHAZEL TECHNOLOGIE COURSE	Inter D	Gentleman	16	9	2:02.054	1.824	0.271	170.8
6	7	Franc Rouxel	FRA	HERRERO RACING	Inter D	Gentleman	8	6	2:04.458	4.228	2.404	167.5

Published at:.....


Track Temp: **29.4 °C** Air Temp: **21.5 °C** Humidity: **43 %** Track **DRY**

Stewards:

Race Director:

Timekeeper:





**Autodromo Nazionale Monza**  
**Alpine ELF Europa Cup**  
**Free Practice - 2**  
**Lap Analysis**




3 Gosia Rdest Alpine A110							9 Philippe Bourgois Alpine A110								
CHAZEL TECHNOLOGIE COURSE							CHAZEL TECHNOLOGIE COURSE								
Lap	D	Time	Sector 1	Sector 2	Sector 3	T. Spd	Elapsed	Lap	D	Time	Sector 1	Sector 2	Sector 3	T. Spd	Elapsed
1		14:08:45.817	14:07:05.418	51.325	49.074	160.2	14:08:45.817	1		14:10:30.377	14:08:58.556	45.614	46.207	169.8	14:10:30.377
2		2:05.522	39.513	42.608	43.401	226.4	14:10:51.339	2		2:09.248	40.671	44.224	44.353	195.2	14:12:39.625
3		2:03.204	38.878	41.807	42.519	235.8	14:12:54.543	3		2:04.192	39.099	42.477	42.616	243.2	14:14:43.817
4		2:02.458	38.593	41.639	42.226	236.3	14:14:57.001	4		2:03.152	38.672	41.972	42.508	246.5	14:16:46.969
5		2:02.350	38.535	41.382	42.433	244.3	14:16:59.351	5		2:03.030	38.886	41.869	42.275	244.3	14:18:49.999
6		2:09.821 P	<b>38.333</b>	41.490	49.998	240.0	14:19:09.172	6		2:09.742 P	<b>38.435</b>	41.606	49.701	247.7	14:20:59.741
7		8:47.798 P	6:58.695	50.654	58.449	110.8	14:27:56.970	7		4:44.756	3:12.353	46.167	46.236	173.3	14:25:44.497
8		2:50.569	1:25.208	42.193	43.168	146.1	14:30:47.539	8		2:05.441	39.846	42.937	42.658	201.1	14:27:49.938
9		2:02.229	38.743	41.366	42.120	243.2	14:32:49.768	9		2:02.818	38.809	41.596	42.413	243.7	14:29:52.756
10		2:01.501	38.472	41.303	41.726	244.8	14:34:51.269	10		2:02.665	38.651	41.534	42.480	243.7	14:31:55.421
11		2:23.636 P	38.541	48.372	56.723	244.3	14:37:14.905	11		2:02.485	38.569	41.543	42.373	246.0	14:33:57.906
12		4:54.535	3:30.442	41.674	42.419	180.6	14:42:09.440	12		2:13.098 P	38.557	42.422	52.119	246.0	14:36:11.004
13		2:01.554	38.640	41.105	41.809	242.1	14:44:10.994	13		6:07.972	4:43.849	41.647	42.476	183.6	14:42:18.976
14		<b>2:01.177</b>	38.517	<b>41.029</b>	<b>41.631</b>	243.7	14:46:12.171	14		2:02.395	38.684	41.511	42.200	243.2	14:44:21.371
15		2:20.081 P	38.853	42.152	59.076	241.0	14:48:32.252	15		<b>2:01.587</b>	38.624	<b>41.115</b>	<b>41.848</b>	244.3	14:46:22.958

7 Franc Rouxel Alpine A110							16 Paul Cauhaupé Alpine A110								
HERRERO RACING							PATRICK ROGER AUTOSPORT GP								
Lap	D	Time	Sector 1	Sector 2	Sector 3	T. Spd	Elapsed	Lap	D	Time	Sector 1	Sector 2	Sector 3	T. Spd	Elapsed
1		14:29:09.180	14:27:30.133	48.278	50.769	154.5	14:29:09.180	1		14:07:37.283	14:06:03.249	46.860	47.174	136.8	14:07:37.283
2		2:09.817	40.925	44.308	44.584	195.2	14:31:18.997	2		2:13.683	44.062	45.018	44.603	169.5	14:09:50.966
3		2:06.701	39.390	43.227	44.084	233.2	14:33:25.698	3		2:02.841	39.410	41.489	41.942	223.6	14:11:53.807
4		2:16.457 P	39.108	43.184	54.165	241.6	14:35:42.155	4		2:09.075 P	38.352	41.120	49.603	246.5	14:14:02.882
5		5:51.077	4:20.975	44.178	45.924	180.9	14:41:33.232	5		4:45.448	3:18.822	44.579	42.047	176.4	14:18:48.330
6		<b>2:04.458</b>	38.707	42.421	<b>43.330</b>	247.7	14:43:37.690	6		2:00.383	38.233	40.816	41.334	245.4	14:20:48.713
7		2:04.743	<b>38.631</b>	<b>42.384</b>	43.728	242.6	14:45:42.433	7		1:59.451	38.038	40.485	40.928	246.5	14:22:48.164
8		2:42.539 P	45.317	49.474	1:07.748	180.0	14:48:24.972	8		1:59.915	37.980	<b>40.300</b>	41.635	247.7	14:24:48.079

8 Simon Tirman Alpine A110							
AUTOSPORT GP							
Lap	D	Time	Sector 1	Sector 2	Sector 3	T. Spd	Elapsed
1		14:07:22.722	14:05:56.348	43.845	42.529	175.3	14:07:22.722
2		2:00.780	38.139	41.102	41.539	246.0	14:09:23.502
3		2:00.130	37.965	40.691	41.474	247.7	14:11:23.632
4		2:00.075	38.008	40.790	41.277	247.7	14:13:23.707
5		1:59.799	38.058	40.569	41.172	247.1	14:15:23.506
6		1:59.554	37.936	40.495	41.123	247.1	14:17:23.060
7		1:59.921	37.868	<b>40.365</b>	41.688	248.8	14:19:22.981
8		2:00.908	38.539	40.559	41.810	246.0	14:21:23.889
9		2:00.178	37.778	41.053	41.347	252.3	14:23:24.067
10		1:59.512	38.012	40.514	<b>40.986</b>	246.0	14:25:23.579
11		2:15.245 P	38.052	41.820	55.373	246.5	14:27:38.824
12		5:23.013	4:00.913	41.025	41.075	176.7	14:33:01.837
13		<b>1:59.315</b>	<b>37.533</b>	40.650	41.132	251.7	14:35:01.152
14		2:19.938 P	37.989	43.577	58.372	251.7	14:37:21.090
15		4:37.623	3:09.207	46.529	41.887	170.3	14:41:58.713
16		1:59.928	37.865	40.825	41.238	250.0	14:43:58.641
17		1:59.844	38.025	40.645	41.174	245.4	14:45:58.485
18		2:17.118 P	37.961	44.899	54.258	246.0	14:48:15.603





**Autodromo Nazionale Monza**

Alpine ELF Europa Cup

Free Practice - 2

Lap Analysis



**18** Pierre Macchi Alpine A110

PATRICK ROGER AUTOSPORT  
GP

Lap D	Time	Sector 1	Sector 2	Sector 3	T. Spd	Elapsed
1	14:08:03.976	14:06:14.045	55.233	54.698	140.6	14:08:03.976
2	2:07.635	41.018	43.384	43.233	225.4	14:10:11.611
3	2:11.282	45.294	43.660	42.328	140.8	14:12:22.893
4	2:03.113	38.602	41.880	42.631	245.4	14:14:26.006
5	2:02.675	38.578	41.671	42.426	247.1	14:16:28.681
6	2:02.759	38.607	41.490	42.662	246.5	14:18:31.440
7	2:06.243	41.947	41.357	42.939	201.8	14:20:37.683
8	2:01.710	38.593	<b>41.267</b>	<b>41.850</b>	248.2	14:22:39.393
9	2:14.872 P	38.479	42.205	54.188	247.7	14:24:54.265
10	4:33.484	3:08.301	41.895	43.288	167.1	14:29:27.749
11	2:02.133	38.236	41.741	42.156	245.4	14:31:29.882
12	2:01.863	38.417	41.543	41.903	247.1	14:33:31.745
13	2:13.333 P	<b>38.178</b>	41.387	53.768	248.2	14:35:45.078
14	7:07.040	5:41.730	42.276	43.034	179.1	14:42:52.118
15	2:02.770	38.378	41.951	42.441	244.3	14:44:54.888
16	<b>2:01.481</b>	38.178	41.346	41.957	245.4	14:46:56.369
17	2:48.889 P	47.945	51.352	1:09.592	144.1	14:49:45.258

**20** Jean-Paul Dominici Alpine A110

CHAZEL TECHNOLOGIE  
COURSE

Lap D	Time	Sector 1	Sector 2	Sector 3	T. Spd	Elapsed
1	14:08:38.640	14:07:00.475	47.556	50.609	154.0	14:08:38.640
2	2:08.291	40.801	42.976	44.514	216.0	14:10:46.931
3	2:03.656	39.336	41.907	42.413	236.8	14:12:50.587
4	2:03.342	38.608	42.019	42.715	246.0	14:14:53.929
5	2:02.774	38.858	41.780	42.136	245.4	14:16:56.703
6	2:01.961	38.505	41.352	42.104	246.0	14:18:58.664
7	2:02.858	38.471	42.141	42.246	247.7	14:21:01.522
8	2:01.191	38.279	<b>41.063</b>	41.849	250.5	14:23:02.713
9	<b>2:00.958</b>	<b>38.125</b>	41.109	<b>41.724</b>	249.4	14:25:03.671
10	2:18.118 P	38.366	47.273	52.479	248.8	14:27:21.789
11	6:41.433	5:09.091	47.960	44.382	180.9	14:34:03.222
12	2:22.753 P	38.260	44.879	59.614	248.8	14:36:25.975

**21** Tim Merieux Alpine A110

AUTOSPORT GP

Lap D	Time	Sector 1	Sector 2	Sector 3	T. Spd	Elapsed
1	14:07:54.488	14:06:08.537	53.338	52.613	126.4	14:07:54.488
2	2:29.176	47.639	50.604	50.933	191.8	14:10:23.664
3	2:10.760	40.311	46.905	43.544	197.4	14:12:34.424
4	2:07.336	42.363	42.742	42.231	248.8	14:14:41.760
5	2:10.085 P	38.563	41.899	49.623	245.4	14:16:51.845
6	4:15.648	2:44.901	46.768	43.979	113.4	14:21:07.493
7	2:00.747	38.407	40.982	41.358	245.4	14:23:08.240
8	2:00.477	38.233	40.948	41.296	248.2	14:25:08.717
9	2:00.075	<b>37.985</b>	40.816	41.274	248.8	14:27:08.792
10	2:00.083	38.538	<b>40.567</b>	40.978	246.5	14:29:08.875
11	<b>1:59.738</b>	38.088	40.724	<b>40.926</b>	248.8	14:31:08.613
12	2:07.826 P	38.266	40.800	48.760	250.0	14:33:16.439
13	4:00.814 P	2:16.193	47.397	57.224	149.3	14:37:17.253
14	5:25.774	4:02.502	41.454	41.818	184.9	14:42:43.027
15	2:00.630	38.325	40.997	41.308	246.0	14:44:43.657
16	2:10.311 P	38.051	40.863	51.397	246.5	14:46:53.968

**22** Alexis Garcin Alpine A110

HERRERO RACING

Lap D	Time	Sector 1	Sector 2	Sector 3	T. Spd	Elapsed
1	14:10:09.049	14:08:18.801	54.244	56.004	139.8	14:10:09.049
2	2:21.097	47.970	50.299	42.828	142.2	14:12:30.146
3	2:00.738	<b>38.079</b>	41.051	41.608	248.2	14:14:30.884
4	2:00.608	38.469	40.910	<b>41.229</b>	244.8	14:16:31.492
5	<b>2:00.230</b>	38.142	40.817	41.271	247.1	14:18:31.722
6	2:17.340 P	38.143	42.517	56.680	247.1	14:20:49.062
7	5:51.540	4:28.797	41.278	41.465	184.3	14:26:40.602
8	2:01.551	38.536	41.311	41.704	242.1	14:28:42.153
9	2:00.946	38.389	<b>40.723</b>	41.834	243.2	14:30:43.099
10	2:01.259	38.664	40.985	41.610	243.7	14:32:44.358
11	2:07.909 P	38.406	40.868	48.635	244.3	14:34:52.267

**23** Laurent Richard Alpine A110

HERRERO RACING


Lap D	Time	Sector 1	Sector 2	Sector 3	T. Spd	Elapsed
1	14:10:10.427	14:08:19.095	55.148	56.184	173.6	14:10:10.427
2	2:20.512	47.503	50.179	42.830	143.0	14:12:30.939
3	2:01.756	38.121	41.724	41.911	251.1	14:14:32.695
4	2:01.182	38.220	41.113	41.849	251.1	14:16:33.877
5	<b>2:00.475</b>	<b>38.061</b>	<b>40.713</b>	41.701	248.8	14:18:34.352
6	2:00.616	38.062	40.747	41.807	251.7	14:20:34.968
7	2:00.721	38.314	40.875	<b>41.532</b>	246.5	14:22:35.689
8	2:29.128 P	42.105	46.354	1:00.669	247.1	14:25:04.817
9	5:58.083	4:30.419	43.633	44.031	95.2	14:31:02.900
10	2:02.011	38.172	41.285	42.554	245.4	14:33:04.911
11	2:07.408	40.078	44.100	43.230	248.8	14:35:12.319
12	2:50.113 P	48.394	55.688	1:06.031	178.8	14:38:02.432

**31** Louis Méric Alpine A110

RACE CARS CONSULTING

Lap D	Time	Sector 1	Sector 2	Sector 3	T. Spd	Elapsed
1	14:08:38.871	14:06:35.254	1:01.122	1:02.495	103.6	14:08:38.871
2	2:31.327	49.144	59.289	42.894	177.3	14:11:10.198
3	2:01.094	38.245	41.496	41.353	247.1	14:13:11.292
4	2:13.885 P	38.065	41.309	54.511	250.5	14:15:25.177
5	5:02.176	3:28.871	49.619	43.686	133.4	14:20:27.353
6	2:02.676	39.070	42.070	41.536	237.3	14:22:30.029
7	2:00.300	38.239	40.979	41.082	244.8	14:24:30.329
8	<b>1:59.800</b>	<b>38.060</b>	<b>40.745</b>	<b>40.995</b>	245.4	14:26:30.129
9	2:00.325	38.161	41.025	41.139	244.3	14:28:30.454
10	2:00.348	38.288	40.921	41.139	243.2	14:30:30.802
11	2:09.785 P	38.436	40.912	50.437	244.3	14:32:40.587
12	8:48.582	7:26.083	41.171	41.328	187.1	14:41:29.169
13	2:01.817	38.333	42.214	41.270	245.4	14:43:30.986
14	2:00.139	38.114	40.913	41.112	250.0	14:45:31.125
15	2:10.499 P	38.686	40.964	50.849	217.7	14:47:41.624





**Autodromo Nazionale Monza**  
**Alpine ELF Europa Cup**  
**Free Practice - 2**  
**Lap Analysis**



**35**

Jules Gougeon

Alpine A110

RACE CARS CONSULTING

Lap D	Time	Sector 1	Sector 2	Sector 3	T. Spd	Elapsed
1	14:08:23.556	14:06:30.108	1:01.927	51.521	126.1	14:08:23.556
2	2:34.824 P	45.579	50.243	59.002	144.1	14:10:58.380
3	5:05.302	3:15.962	49.885	59.455	179.4	14:16:03.682
4	2:08.240	42.407	43.603	42.230	233.2	14:18:11.922
5	2:01.634	38.655	41.403	41.576	246.0	14:20:13.556
6	2:01.230	38.444	41.261	41.525	246.0	14:22:14.786
7	2:01.452	38.460	41.140	41.852	246.0	14:24:16.238
8	2:00.912	38.395	41.107	41.410	247.1	14:26:17.150
9	<b>2:00.244</b>	38.440	<b>40.776</b>	<b>41.028</b>	246.5	14:28:17.394
10	2:06.748	41.099	44.028	41.621	246.5	14:30:24.142
11	2:13.928 P	38.541	42.989	52.398	245.4	14:32:38.070
12	8:53.876	7:23.811	46.968	43.097	182.1	14:41:31.946
13	2:00.648	38.367	41.076	41.205	246.5	14:43:32.594
14	2:00.913	<b>38.226</b>	41.290	41.397	248.2	14:45:33.507
15	2:10.769 P	38.700	42.031	50.038	246.5	14:47:44.276

**41**

Anthony Fournier

Alpine A110

RACE CARS CONSULTING

Lap D	Time	Sector 1	Sector 2	Sector 3	T. Spd	Elapsed
1	14:08:05.996	14:06:34.787	45.339	45.870	161.4	14:08:05.996
2	2:04.033	38.836	42.251	42.946	243.7	14:10:10.029
3	2:03.509	39.369	41.648	42.492	243.7	14:12:13.538
4	2:02.626	38.599	41.701	42.326	244.3	14:14:16.164
5	2:02.485	38.575	41.667	42.243	244.3	14:16:18.649
6	2:01.838	38.646	41.330	41.862	243.2	14:18:20.487
7	2:01.548	38.584	41.218	41.746	243.7	14:20:22.035
8	<b>2:01.144</b>	<b>38.379</b>	<b>41.103</b>	<b>41.662</b>	244.3	14:22:23.179
9	2:02.685	38.908	41.385	42.392	244.8	14:24:25.864
10	2:01.495	38.469	41.236	41.790	244.8	14:26:27.359
11	2:13.117 P	38.415	44.788	49.914	244.3	14:28:40.476
12	5:06.041	3:41.340	42.123	42.578	181.2	14:33:46.517
13	2:17.062 P	38.567	44.773	53.722	243.2	14:36:03.579
14	5:29.924	4:05.085	42.166	42.673	180.9	14:41:33.503
15	2:05.454	39.123	43.876	42.455	238.4	14:43:38.957
16	2:02.583	38.487	41.465	42.631	246.0	14:45:41.540
17	2:16.487 P	40.945	43.668	51.874	204.9	14:47:58.027

**45**

Frédéric Roy

Alpine A110

CHAZEL TECHNOLOGIE COURSE

Lap D	Time	Sector 1	Sector 2	Sector 3	T. Spd	Elapsed
1	14:09:17.959	14:07:08.912	1:03.829	1:05.218	129.6	14:09:17.959
2	2:26.289	48.603	51.054	46.632	164.1	14:11:44.248
3	2:09.080	41.117	44.054	43.909	179.1	14:13:53.328
4	2:05.000	39.407	42.580	43.013	238.9	14:15:58.328
5	2:04.011	38.722	42.361	42.928	244.3	14:18:02.339
6	2:03.524	38.835	42.203	42.486	243.7	14:20:05.863
7	2:03.412	38.709	42.051	42.652	244.3	14:22:09.275
8	2:03.047	38.690	41.794	42.563	244.3	14:24:12.322
9	<b>2:02.054</b>	38.678	<b>41.519</b>	<b>41.857</b>	244.8	14:26:14.376
10	2:02.752	<b>38.449</b>	42.092	42.211	243.7	14:28:17.128
11	2:21.017 P	39.345	42.581	59.091	198.8	14:30:38.145
12	6:29.185 P	4:18.394	58.244	1:12.547	181.5	14:37:07.330
13	4:30.623	3:03.557	44.058	43.008	181.8	14:41:37.953
14	2:03.889	38.830	42.310	42.749	243.7	14:43:41.842
15	2:02.372	38.581	41.719	42.072	246.0	14:45:44.214
16	2:43.597 P	45.954	51.855	1:05.788	169.8	14:48:27.811


**59**

Louis Maurice

Alpine A110

CODE RACING DEVELOPMENT

Lap D	Time	Sector 1	Sector 2	Sector 3	T. Spd	Elapsed
1	14:07:26.059	14:05:56.029	45.787	44.243	164.1	14:07:26.059
2	2:06.372	40.129	43.702	42.541	185.5	14:09:32.431
3	2:01.524	38.623	41.261	41.640	243.7	14:11:33.955
4	2:08.038 P	38.403	41.254	48.381	245.4	14:13:41.993
5	5:11.855	3:47.376	42.446	42.033	180.9	14:18:53.848
6	2:02.060	38.684	41.580	41.796	236.8	14:20:55.908
7	2:00.061	38.343	40.623	41.095	245.4	14:22:55.969
8	<b>1:59.638</b>	<b>38.100</b>	<b>40.512</b>	<b>41.026</b>	247.1	14:24:55.607
9	2:08.786 P	38.340	40.904	49.542	245.4	14:27:04.393
10	4:22.574	2:53.475	45.829	43.270	177.6	14:31:26.967
11	2:00.597	38.338	41.029	41.230	244.8	14:33:27.564
12	2:10.334 P	38.117	41.278	50.939	248.2	14:35:37.898
13	6:56.961	5:34.051	41.285	41.625	185.5	14:42:34.859
14	2:01.251	38.391	40.891	41.969	243.2	14:44:36.110
15	2:00.321	38.260	40.653	41.408	244.8	14:46:36.431
16	2:17.710 P	40.487	44.129	53.094	203.3	14:48:54.141



**Autodromo Nazionale Monza**  
**Alpine ELF Europa Cup**  
**Free Practice - 2**  
**Lap Analysis**



**69**

Laurent Hurgon

Alpine A110

LSGROUP AUTOSPORT GP

Lap	D	Time	Sector 1	Sector 2	Sector 3	T. Spd	Elapsed
1		14:08:21.468	14:06:23.995	59.200	58.273	105.7	14:08:21.468
2		2:19.641	44.407	48.970	46.264	174.1	14:10:41.109
3		2:09.116	43.248	42.340	43.528	157.8	14:12:50.225
4		2:11.210	44.426	41.514	45.270	208.4	14:15:01.435
5		2:01.383	38.333	41.577	41.473	248.2	14:17:02.818
6		2:00.673	38.026	41.192	41.455	248.2	14:19:03.491
7		2:19.685	40.811	56.133	42.741	247.7	14:21:23.176
8		2:02.212	38.210	41.720	42.282	246.5	14:23:25.388
9		<b>2:00.657</b>	38.177	41.153	<b>41.327</b>	252.9	14:25:26.045
10		2:10.331 P	<b>37.950</b>	41.287	51.094	248.8	14:27:36.376
11		5:23.393	3:51.063	48.237	44.093	126.1	14:32:59.769
12		2:01.626	38.219	41.636	41.771	246.0	14:35:01.395
13		2:22.864 P	38.316	44.494	1:00.054	243.7	14:37:24.259
14		4:33.817	3:09.978	41.927	41.912	186.2	14:41:58.076
15		2:02.069	38.955	41.621	41.493	243.2	14:44:00.145
16		2:00.994	38.254	<b>41.093</b>	41.647	247.1	14:46:01.139
17		2:20.646 P	38.282	42.185	1:00.179	246.0	14:48:21.785

**71**

Margaux Verza

Alpine A110

PATRICK ROGER AUTOSPORT GP

Lap	D	Time	Sector 1	Sector 2	Sector 3	T. Spd	Elapsed
1		14:07:44.554	14:06:09.772	49.134	45.648	134.6	14:07:44.554
2		2:08.261	39.419	44.819	44.023	234.2	14:09:52.815
3		2:03.620	38.989	41.851	42.780	242.6	14:11:56.435
4		2:02.149	38.250	41.582	42.317	246.5	14:13:58.584
5		2:11.094 P	38.327	41.629	51.138	246.5	14:16:09.678
6		6:41.410	5:08.430	45.628	47.352	178.5	14:22:51.088
7		2:08.067	39.704	45.335	43.028	226.4	14:24:59.155
8		2:01.917	38.934	41.355	41.628	246.0	14:27:01.072
9		2:03.808	38.433	41.092	44.283	244.3	14:29:04.880
10		2:01.121	38.473	41.038	41.610	244.8	14:31:06.001
11		2:00.760	<b>38.116</b>	<b>40.769</b>	41.875	247.7	14:33:06.761
12		2:09.158	38.134	47.546	43.478	248.8	14:35:15.919
13		2:47.347 P	47.804	53.828	1:05.715	150.0	14:38:03.266
14		4:22.042	2:58.426	41.705	41.911	185.5	14:42:25.308
15		2:01.694	38.827	41.225	41.642	244.8	14:44:27.002
16		<b>2:00.637</b>	38.220	41.002	<b>41.415</b>	246.0	14:46:27.639
17		2:19.602 P	41.562	44.446	53.594	173.9	14:48:47.241

**85**

Thibaut Bossy

Alpine A110

HERRERO RACING

Lap	D	Time	Sector 1	Sector 2	Sector 3	T. Spd	Elapsed
1		14:10:07.600	14:08:12.955	58.629	56.016	132.3	14:10:07.600
2		2:21.715	47.895	50.941	42.879	181.5	14:12:29.315
3		2:02.246	38.326	41.770	42.150	246.5	14:14:31.561
4		2:00.897	38.031	<b>41.023</b>	41.843	246.5	14:16:32.458
5		2:00.502	38.016	41.082	<b>41.404</b>	252.3	14:18:32.960
6		2:02.903	38.610	41.269	43.024	244.3	14:20:35.863
7		<b>2:00.499</b>	<b>37.842</b>	41.095	41.562	252.3	14:22:36.362
8		2:25.538 P	38.110	46.657	1:00.771	248.8	14:25:01.900

**93**

Lucas Frayssinet

Alpine A110

CHAZEL TECHNOLOGIE COURSE

Lap	D	Time	Sector 1	Sector 2	Sector 3	T. Spd	Elapsed
1		14:08:55.386	14:07:05.875	55.739	53.772	66.9	14:08:55.386
2		2:07.678	44.679	41.525	41.474	206.8	14:11:03.064
3		2:00.693	38.257	41.242	41.194	247.7	14:13:03.757
4		1:59.761	38.074	<b>40.341</b>	41.346	249.4	14:15:03.518
5		1:59.700	38.028	40.576	41.096	251.7	14:17:03.218
6		2:08.105 P	38.702	40.763	48.640	252.3	14:19:11.323
7		4:13.522	2:51.251	40.904	41.367	183.3	14:23:24.845
8		<b>1:59.447</b>	38.000	40.468	<b>40.979</b>	251.1	14:25:24.292
9		2:08.412 P	<b>37.860</b>	40.536	50.016	252.3	14:27:32.704
10		4:44.009	3:21.524	40.879	41.606	183.6	14:32:16.713
11		2:06.864 P	38.250	40.880	47.734	246.0	14:34:23.577
12		7:06.587	5:42.179	41.515	42.893	183.9	14:41:30.164
13		2:00.313	38.146	40.904	41.263	247.7	14:43:30.477
14		2:06.614 P	37.939	40.496	48.179	250.0	14:45:37.091

**110**

Stéphane De Groot

Alpine A110

CHAZEL TECHNOLOGIE COURSE

Lap	D	Time	Sector 1	Sector 2	Sector 3	T. Spd	Elapsed
1		14:08:53.120	14:07:09.419	52.985	50.716	141.5	14:08:53.120
2		2:12.526	42.069	42.978	47.479	193.8	14:11:05.646
3		2:03.964	38.439	42.482	43.043	247.1	14:13:09.610
4		2:06.577	41.591	42.056	42.930	248.2	14:15:16.187
5		2:03.086	38.513	42.014	42.559	246.5	14:17:19.273
6		2:03.654	38.959	42.085	42.610	246.5	14:19:22.927
7		2:02.717	38.914	41.679	42.124	242.1	14:21:25.644
8		2:02.442	38.584	41.777	42.081	248.8	14:23:28.086
9		2:02.031	38.380	41.850	41.801	247.1	14:25:30.117
10		2:01.852	<b>38.184</b>	41.926	<b>41.742</b>	246.0	14:27:31.969
11		<b>2:01.783</b>	38.363	41.594	41.826	243.2	14:29:33.752
12		2:01.920	38.363	<b>41.419</b>	42.138	244.8	14:31:35.672
13		2:02.179	38.450	41.592	42.137	246.5	14:33:37.851
14			38.466			246.5	

**222**


Rodolphe Wallgren

Alpine A110

HERRERO RACING

Lap	D	Time	Sector 1	Sector 2	Sector 3	T. Spd	Elapsed
1		14:08:54.077	14:07:06.949	56.866	50.262	53.7	14:08:54.077
2		2:02.148	38.777	41.453	41.918	241.6	14:10:56.225
3		2:01.188	38.428	41.006	41.754	246.0	14:12:57.413
4		2:00.693	<b>38.232</b>	41.024	41.437	247.7	14:14:58.106
5		2:00.737	38.377	40.748	41.612	249.4	14:16:58.843
6		<b>2:00.235</b>	38.273	40.830	<b>41.132</b>	247.7	14:18:59.078
7		2:01.371	38.805	41.133	41.433	252.3	14:21:00.449
8		2:00.886	38.509	40.969	41.408	246.5	14:23:01.335
9		2:00.701	38.378	40.904	41.419	246.5	14:25:02.036
10		2:07.378 P	38.393	<b>39.767</b>	49.218	247.1	14:27:09.414
11		6:53.003	5:28.439	42.027	42.537	182.1	14:34:02.417
12		2:15.361 P	38.488	41.404	55.469	244.3	14:36:17.778
13		5:10.526	3:47.806	41.036	41.684	180.6	14:41:28.304
14		2:01.128	38.480	41.085	41.563	241.6	14:43:29.432
15		2:01.053	38.428	40.867	41.758	242.6	14:45:30.485
16		2:09.692 P	38.300	40.838	50.554	243.7	14:47:40.177



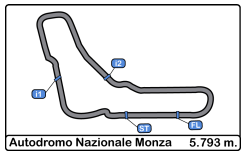


**Autodromo Nazionale Monza**  
**Alpine ELF Europa Cup**  
**Free Practice - 2**  
**Best Sectors Results**



Sector - 1				Sector - 2				Sector - 3				Ideal Lap vs Best Lap			
Clas	Nº	Driver	Time	Nº	Driver	Time	Nº	Driver	Time	Clas	Nº	Driver	Ideal Lap	Best Lap	Clas
1	8	Simon Tirman	37.533	222	Rodolphe Wallgren	39.767	16	Paul Cauhaube	40.840	1	16	Paul Cauhaube	1:58.780	1:59.279	1
2	16	Paul Cauhaube	37.640	16	Paul Cauhaube	40.300	21	Tim Merieux	40.926	2	8	Simon Tirman	1:58.884	1:59.315	2
3	85	Thibaut Bossy	37.842	93	Lucas Frayssinet	40.341	93	Lucas Frayssinet	40.979	3	222	Rodolphe Wallgren	1:59.131	2:00.235	8
4	93	Lucas Frayssinet	37.860	8	Simon Tirman	40.365	8	Simon Tirman	40.986	4	93	Lucas Frayssinet	1:59.180	1:59.447	3
5	69	Laurent Hurgon	37.950	59	Louis Maurice	40.512	31	Louis Méric	40.995	5	21	Tim Merieux	1:59.478	1:59.738	5
6	21	Tim Merieux	37.985	21	Tim Merieux	40.567	59	Louis Maurice	41.026	6	59	Louis Maurice	1:59.638	1:59.638	4
7	31	Louis Méric	38.060	23	Laurent Richard	40.713	35	Jules Gougeon	41.028	7	31	Louis Méric	1:59.800	1:59.800	6
8	23	Laurent Richard	38.061	22	Alexis Garcin	40.723	222	Rodolphe Wallgren	41.132	8	35	Jules Gougeon	2:00.030	2:00.244	9
9	22	Alexis Garcin	38.079	31	Louis Méric	40.745	22	Alexis Garcin	41.229	9	22	Alexis Garcin	2:00.031	2:00.230	7
10	59	Louis Maurice	38.100	71	Margaux Verza	40.769	69	Laurent Hurgon	41.327	10	85	Thibaut Bossy	2:00.269	2:00.499	11
11	71	Margaux Verza	38.116	35	Jules Gougeon	40.776	85	Thibaut Bossy	41.404	11	71	Margaux Verza	2:00.300	2:00.637	12
12	20	Jean-Paul Dominici	38.125	85	Thibaut Bossy	41.023	71	Margaux Verza	41.415	12	23	Laurent Richard	2:00.306	2:00.475	10
13	18	Pierre Macchi	38.178	3	Gosia Rdest	41.029	23	Laurent Richard	41.532	13	69	Laurent Hurgon	2:00.370	2:00.657	13
14	11	Stéphane De Groodt	38.184	20	Jean-Paul Dominici	41.063	3	Gosia Rdest	41.631	14	20	Jean-Paul Dominici	2:00.912	2:00.958	14
15	35	Jules Gougeon	38.226	69	Laurent Hurgon	41.093	41	Anthony Fournier	41.662	15	3	Gosia Rdest	2:00.993	2:01.177	16
16	22	Rodolphe Wallgren	38.232	41	Anthony Fournier	41.103	20	Jean-Paul Dominici	41.724	16	41	Anthony Fournier	2:01.144	2:01.144	15
17	3	Gosia Rdest	38.333	9	Philippe Bourgois	41.115	110	Stéphane De Groodt	41.742	17	18	Pierre Macchi	2:01.295	2:01.481	17
18	41	Anthony Fournier	38.379	18	Pierre Macchi	41.267	9	Philippe Bourgois	41.848	18	110	Stéphane De Groodt	2:01.345	2:01.783	19
19	9	Philippe Bourgois	38.435	110	Stéphane De Groodt	41.419	18	Pierre Macchi	41.850	19	9	Philippe Bourgois	2:01.398	2:01.587	18
20	45	Frédéric Roy	38.449	45	Frédéric Roy	41.519	45	Frédéric Roy	41.857	20	45	Frédéric Roy	2:01.825	2:02.054	20
21	7	Franc Rouxel	38.631	7	Franc Rouxel	42.384	7	Franc Rouxel	43.330	21	7	Franc Rouxel	2:04.345	2:04.458	21






**Autodromo Nazionale Monza**  
**Alpine ELF Europa Cup**  
**Free Practice - 2**  
**Best 5 Lap Times**



Cls	N°	Driver	Nat	Team	Level	Category	Best 1		Best 2		Best 3		Best 4		Best 5	
							Time	Lap	Time	Lap	Time	Lap	Time	Lap	Time	Lap
1	16	Paul Cauhaupé	FRA	PATRICK ROGER AUTOSPORT	Inter C	Junior	1:59.279	17	1:59.297	11	1:59.360	9	1:59.451	7	1:59.657	16
2	8	Simon Tirman	FRA	AUTOSPORT GP	Inter C	Junior	1:59.315	13	1:59.512	10	1:59.554	6	1:59.799	5	1:59.844	17
3	93	Lucas Frayssinet	FRA	CHAZEL TECHNOLOGIE COURSE	Inter C	Junior	1:59.447	8	1:59.700	5	1:59.761	4	2:00.313	13	2:00.693	3
4	59	Louis Maurice	FRA	CODE RACING DEVELOPMENT	Inter C	Junior	1:59.638	8	2:00.061	7	2:00.321	15	2:00.597	11	2:01.251	14
5	21	Tim Merieux	FRA	AUTOSPORT GP	Inter C	Junior	1:59.738	11	2:00.075	9	2:00.083	10	2:00.477	8	2:00.630	15
6	31	Louis Méric	FRA	RACE CARS CONSULTING	Inter C	Junior	1:59.800	8	2:00.139	14	2:00.300	7	2:00.325	9	2:00.348	10
7	22	Alexis Garcin	FRA	HERRERO RACING	Inter D	Junior	2:00.230	5	2:00.608	4	2:00.738	3	2:00.946	9	2:01.259	10
8	222	Rodolphe Wallgren	FRA	HERRERO RACING	Inter C		2:00.235	6	2:00.693	4	2:00.701	9	2:00.737	5	2:00.886	8
9	35	Jules Gougeon	FRA	RACE CARS CONSULTING	Inter D	Junior	2:00.244	9	2:00.648	13	2:00.912	8	2:00.913	14	2:01.230	6
10	23	Laurent Richard	FRA	HERRERO RACING	Inter C	Gentleman	2:00.475	5	2:00.616	6	2:00.721	7	2:01.182	4	2:01.756	3
11	85	Thibaut Bossy	FRA	HERRERO RACING	Inter C		2:00.499	7	2:00.502	5	2:00.897	4	2:02.246	3	2:02.903	6
12	71	Margaux Verza	FRA	PATRICK ROGER AUTOSPORT	Inter C	Junior	2:00.637	16	2:00.760	11	2:01.121	10	2:01.694	15	2:01.917	8
13	69	Laurent Hurgon	FRA	LSGROUP AUTOSPORT GP	Inter C		2:00.657	9	2:00.673	6	2:00.994	16	2:01.383	5	2:01.626	12
14	20	Jean-Paul Dominici	FRA	CHAZEL TECHNOLOGIE COURSE	Inter D	Gentleman	2:00.958	9	2:01.191	8	2:01.961	6	2:02.774	5	2:02.858	7
15	41	Anthony Fournier	FRA	RACE CARS CONSULTING	Inter C	Gentleman	2:01.144	8	2:01.495	10	2:01.548	7	2:01.838	6	2:02.485	5
16	3	Gosia Rdest	POL	CHAZEL TECHNOLOGIE COURSE	Inter		2:01.177	14	2:01.501	10	2:01.554	13	2:02.229	9	2:02.350	5
17	18	Pierre Macchi	FRA	PATRICK ROGER AUTOSPORT	Inter C	Gentleman	2:01.481	16	2:01.710	8	2:01.863	12	2:02.133	11	2:02.675	5
18	9	Philippe Bourgois	BEL	CHAZEL TECHNOLOGIE COURSE	Inter C	Gentleman	2:01.587	15	2:02.395	14	2:02.485	11	2:02.665	10	2:02.818	9
19	110	Stéphane De Grootd	BEL	CHAZEL TECHNOLOGIE COURSE	Inter D	VIP /	2:01.783	11	2:01.852	10	2:01.920	12	2:02.031	9	2:02.179	13
20	45	Frédéric Roy	FRA	CHAZEL TECHNOLOGIE COURSE	Inter D	Gentleman	2:02.054	9	2:02.372	15	2:02.752	10	2:03.047	8	2:03.412	7
21	7	Franc Rouxel	FRA	HERRERO RACING	Inter D	Gentleman	2:04.458	6	2:04.743	7	2:06.701	3	2:09.817	2	2:42.539	8







Autodromo Nazionale Monza

Alpine ELF Europa Cup

Free Practice - 2

Fastest Laps Sequence




Lap	Time of Day	Session Time	N°	Driver	Nat	Team	Level	Category	Time	Km/h
2	14:09:23.502	4:23.502	8	Simon Tirman	FRA	AUTOSPORT GP	Inter C	Junior	2:00.780	172.6
3	14:11:23.632	6:23.632	8	Simon Tirman	FRA	AUTOSPORT GP	Inter C	Junior	2:00.130	173.6
4	14:13:23.707	8:23.707	8	Simon Tirman	FRA	AUTOSPORT GP	Inter C	Junior	2:00.075	173.6
4	14:15:03.518	10:03.518	93	Lucas Frayssinet	FRA	HAZEL TECHNOLOGIE COURSE	Inter C	Junior	1:59.761	174.1
5	14:17:03.218	12:03.218	93	Lucas Frayssinet	FRA	HAZEL TECHNOLOGIE COURSE	Inter C	Junior	1:59.700	174.2
6	14:17:23.060	12:23.060	8	Simon Tirman	FRA	AUTOSPORT GP	Inter C	Junior	1:59.554	174.4
7	14:22:48.164	17:48.164	16	Paul Cauhaupé	FRA	PATRICK ROGER AUTOSPORT GP	Inter C	Junior	1:59.451	174.5
8	14:25:24.292	20:24.292	93	Lucas Frayssinet	FRA	HAZEL TECHNOLOGIE COURSE	Inter C	Junior	1:59.447	174.5
9	14:26:47.439	21:47.439	16	Paul Cauhaupé	FRA	PATRICK ROGER AUTOSPORT GP	Inter C	Junior	1:59.360	174.7
11	14:30:53.944	25:53.944	16	Paul Cauhaupé	FRA	PATRICK ROGER AUTOSPORT GP	Inter C	Junior	1:59.297	174.8
17	14:46:02.495	41:02.495	16	Paul Cauhaupé	FRA	PATRICK ROGER AUTOSPORT GP	Inter C	Junior	1:59.279	174.8



Alpine Mobility





**Autodromo Nazionale Monza**  
**Alpine ELF Europa Cup**  
**Free Practice - 2**  
**Pit Stop Analysis**



**3** Gosia Rdest CHAZEL TECHNOLOGIE COURSE  
 Alpine A110

Nr.	In Day Time	In Time	Out Time	Pit Time	T. Pit Time	Handicap	Penalty
1	14:19:03.912	14:19:03.912	14:25:21.634	6:17.722	6:17.722		
2	14:27:51.596	14:27:51.596	14:28:32.333	40.737	6:58.459		
3	14:37:09.525	14:37:09.525	14:40:06.705	2:57.180	9:55.639		

**7** Franc Rouxel Gentleman HERRERO RACING  
 Alpine A110

Nr.	In Day Time	In Time	Out Time	Pit Time	T. Pit Time	Handicap	Penalty
1	14:35:34.729	14:35:34.729	14:39:22.071	3:47.342	3:47.342		

**8** Simon Tirman Junior AUTOSPORT GP  
 Alpine A110

Nr.	In Day Time	In Time	Out Time	Pit Time	T. Pit Time	Handicap	Penalty
1	14:27:31.679	14:27:31.679	14:30:53.819	3:22.140	3:22.140		
2	14:37:14.929	14:37:14.929	14:39:48.841	2:33.912	5:56.052		

**9** Philippe Bourgois Gentleman CHAZEL TECHNOLOGIE COURSE  
 Alpine A110

Nr.	In Day Time	In Time	Out Time	Pit Time	T. Pit Time	Handicap	Penalty
1	14:20:53.880	14:20:53.880	14:23:18.997	2:25.117	2:25.117		
2	14:36:04.670	14:36:04.670	14:40:15.878	4:11.208	6:36.325		

**16** Paul Cauhaupé Junior PATRICK ROGER AUTOSPORT GP  
 Alpine A110

Nr.	In Day Time	In Time	Out Time	Pit Time	T. Pit Time	Handicap	Penalty
1	14:13:57.622	14:13:57.622	14:16:28.273	2:30.651	2:30.651		
2	14:37:13.514	14:37:13.514	14:40:01.733	2:48.219	5:18.870		

**18** Pierre Macchi Gentleman PATRICK ROGER AUTOSPORT GP  
 Alpine A110

Nr.	In Day Time	In Time	Out Time	Pit Time	T. Pit Time	Handicap	Penalty
1	14:24:47.873	14:24:47.873	14:27:12.494	2:24.621	2:24.621		
2	14:35:37.111	14:35:37.111	14:40:47.958	5:10.847	7:35.468		

**20** Jean-Paul Dominici Gentleman CHAZEL TECHNOLOGIE COURSE  
 Alpine A110

Nr.	In Day Time	In Time	Out Time	Pit Time	T. Pit Time	Handicap	Penalty
1	14:27:16.198	14:27:16.198	14:31:49.183	4:32.985	4:32.985		

**21** Tim Merieux Junior AUTOSPORT GP  
 Alpine A110

Nr.	In Day Time	In Time	Out Time	Pit Time	T. Pit Time	Handicap	Penalty
1	14:16:46.591	14:16:46.591	14:18:42.069	1:55.478	1:55.478		
2	14:33:11.176	14:33:11.176	14:34:44.109	1:32.933	3:28.411		
3	14:37:11.912	14:37:11.912	14:40:39.930	3:28.018	6:56.429		

**22** Alexis Garcin Junior HERRERO RACING  
 Alpine A110

Nr.	In Day Time	In Time	Out Time	Pit Time	T. Pit Time	Handicap	Penalty
1	14:20:42.653	14:20:42.653	14:24:29.786	3:47.133	3:47.133		

**23** Laurent Richard Gentleman HERRERO RACING  
 Alpine A110

Nr.	In Day Time	In Time	Out Time	Pit Time	T. Pit Time	Handicap	Penalty
1	14:24:57.982	14:24:57.982	14:28:41.924	3:43.942	3:43.942		

**31** Louis Méric Junior RACE CARS CONSULTING  
 Alpine A110

Nr.	In Day Time	In Time	Out Time	Pit Time	T. Pit Time	Handicap	Penalty
1	14:15:19.915	14:15:19.915	14:17:50.351	2:30.436	2:30.436		
2	14:32:35.265	14:32:35.265	14:39:28.002	6:52.737	9:23.173		

**35** Jules Gougeon Junior RACE CARS CONSULTING  
 Alpine A110

Nr.	In Day Time	In Time	Out Time	Pit Time	T. Pit Time	Handicap	Penalty
1	14:10:53.029	14:10:53.029	14:13:19.149	2:26.120	2:26.120		
2	14:32:32.506	14:32:32.506	14:35:28.426	2:55.920	5:22.040		

**41** Anthony Fournier Gentleman RACE CARS CONSULTING  
 Alpine A110

Nr.	In Day Time	In Time	Out Time	Pit Time	T. Pit Time	Handicap	Penalty
1	14:28:35.047	14:28:35.047	14:31:31.371	2:56.324	2:56.324		
2	14:35:57.828	14:35:57.828	14:39:24.392	3:26.564	6:22.888		

**45** Frédéric Roy Gentleman CHAZEL TECHNOLOGIE COURSE  
 Alpine A110

Nr.	In Day Time	In Time	Out Time	Pit Time	T. Pit Time	Handicap	Penalty
1	14:30:32.809	14:30:32.809	14:34:01.410	3:28.601	3:28.601		
2	14:37:01.351	14:37:01.351	14:39:30.198	2:28.847	5:57.448		

**59** Louis Maurice Junior CODE RACING DEVELOPMENT  
 Alpine A110

Nr.	In Day Time	In Time	Out Time	Pit Time	T. Pit Time	Handicap	Penalty
1	14:13:36.622	14:13:36.622	14:16:38.986	3:02.364	3:02.364		
2	14:26:59.026	14:26:59.026	14:29:09.364	2:10.338	5:12.702		
3	14:35:31.100	14:35:31.100	14:40:33.467	5:02.367	10:15.069		

**69** Laurent Hurgon LSGROUP AUTOSPORT GP  
 Alpine A110

Nr.	In Day Time	In Time	Out Time	Pit Time	T. Pit Time	Handicap	Penalty
1	14:27:30.350	14:27:30.350	14:30:24.083	2:53.733	2:53.733		
2	14:37:16.486	14:37:16.486	14:39:55.893	2:39.407	5:33.140		


**71** Margaux Verza Junior PATRICK ROGER AUTOSPORT GP  
 Alpine A110

Nr.	In Day Time	In Time	Out Time	Pit Time	T. Pit Time	Handicap	Penalty
1	14:16:04.403	14:16:04.403	14:20:19.434	4:15.031	4:15.031		
2	14:37:57.145	14:37:57.145	14:40:22.842	2:25.697	6:40.728		

**93** Lucas Frayssinet Junior CHAZEL TECHNOLOGIE COURSE  
 Alpine A110

Nr.	In Day Time	In Time	Out Time	Pit Time	T. Pit Time	Handicap	Penalty
1	14:19:06.043	14:19:06.043	14:21:13.361	2:07.318	2:07.318		
2	14:27:27.428	14:27:27.428	14:30:08.429	2:41.001	4:48.319		
3	14:34:18.284	14:34:18.284	14:39:26.437	5:08.153	9:56.472		





**Autodromo Nazionale Monza**  
**Alpine ELF Europa Cup**  
**Free Practice - 2**  
**Pit Stop Analysis**



222


Rodolphe Wallgren

HERRERO RACING

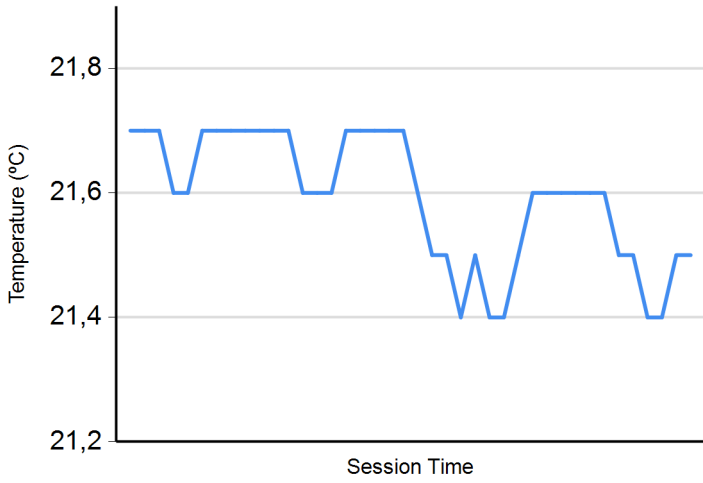
Alpine A110

Nr.	In Day Time	In Time	Out Time	Pit Time	T. Pit Time	Handicap	Penalty
1	14:27:04.025	14:27:04.025	14:31:57.658	4:53.633	4:53.633		
2	14:36:12.258	14:36:12.258	14:39:25.486	3:13.228	8:06.861		

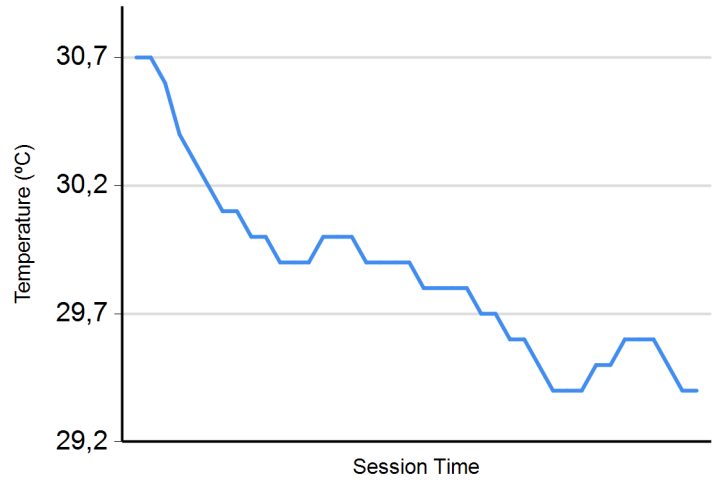




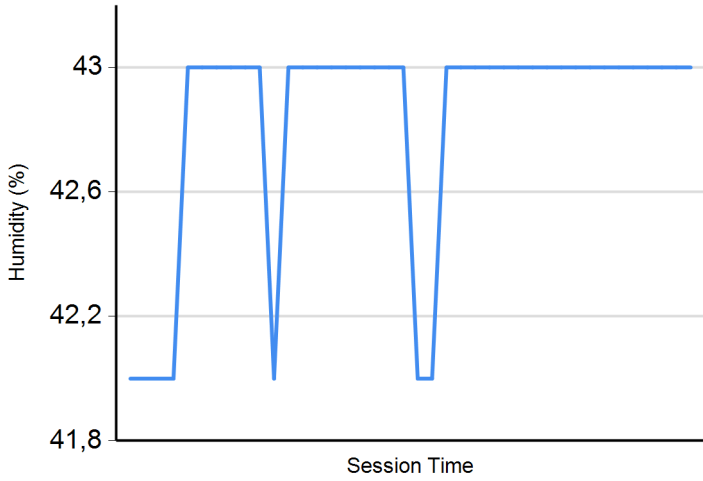
**Air Temperature**



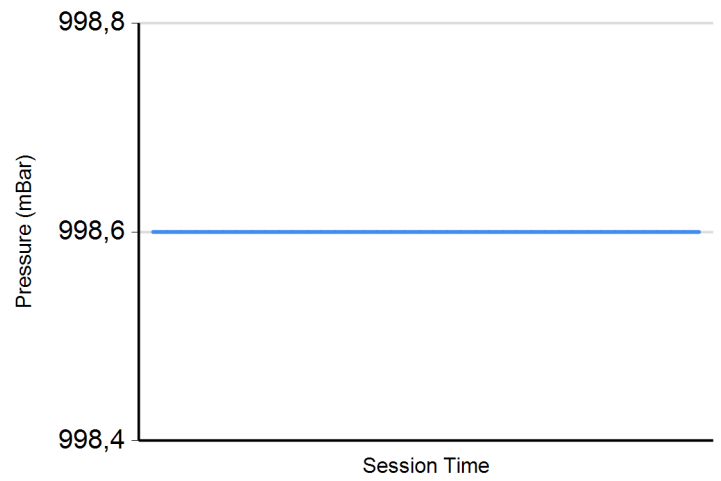
**Track Temperature**



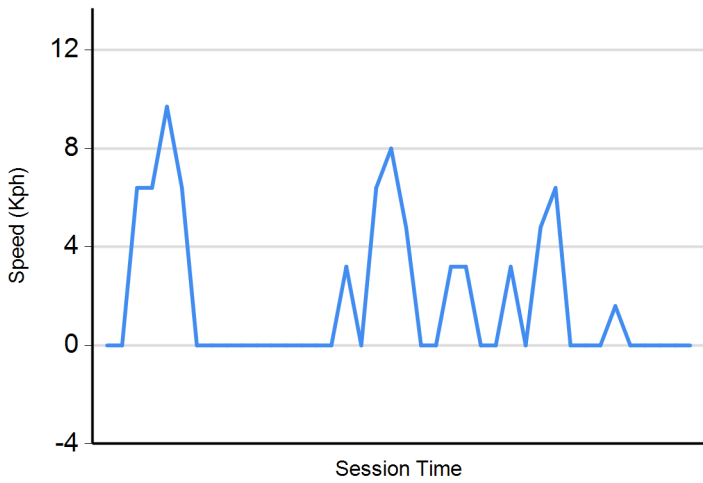
**Humidity**



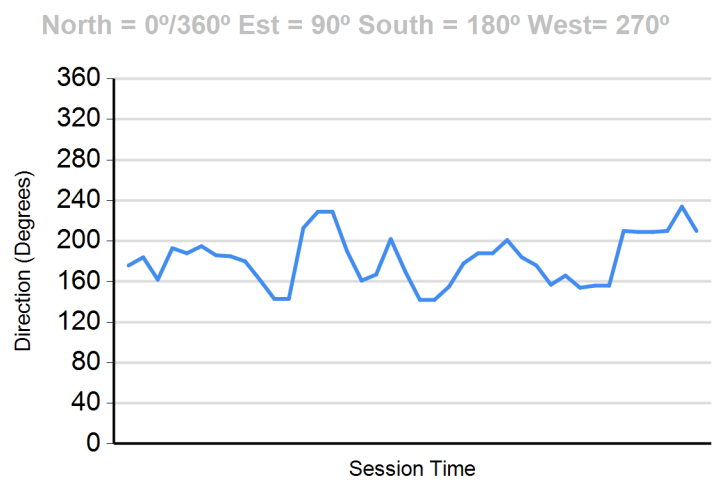
**Pressure**




**Wind Speed**



**Wind direction**






**Autodromo Nazionale Monza**  
**Alpine ELF Europa Cup**  
**Free Practice - 1 - 2**  
**Combined Results**



Cls	N°	Driver	Nat	Team	Level	Cls	Category	Laps	FP1	FP2	Best	Gap	Interval	Km/h
1	8	Simon Tirman	FRA	AUTOSPORT GP	Inter C	1	Junior	37	1:58.305	18 1:59.315	13 1:58.305			176.2
2	16	Paul Cauhaupé	FRA	PATRICK ROGER AUTOSPORT GP	Inter C	2	Junior	36	1:59.228	15 1:59.279	17 1:59.228	0.923	0.923	174.9
3	93	Lucas Frayssinet	FRA	CHAZEL TECHNOLOGIE COURSE	Inter C	3	Junior	29	1:59.804	12 1:59.447	8 1:59.447	1.142	0.219	174.5
4	59	Louis Maurice	FRA	CODE RACING DEVELOPMENT	Inter C	4	Junior	34	2:00.161	15 1:59.638	8 1:59.638	1.333	0.191	174.3
5	31	Louis Méric	FRA	RACE CARS CONSULTING	Inter C	5	Junior	31	1:59.694	14 1:59.800	8 1:59.694	1.389	0.056	174.2
6	21	Tim Merieux	FRA	AUTOSPORT GP	Inter C	6	Junior	34	2:01.115	16 1:59.738	11 1:59.738	1.433	0.044	174.1
7	69	Laurent Hurgon	FRA	LSGROUP AUTOSPORT GP	Inter C	7		33	1:59.926	13 2:00.657	9 1:59.926	1.621	0.188	173.8
8	22	Alexis Garcin	FRA	HERRERO RACING	Inter D	1	Junior	20	2:01.343	6 2:00.230	5 2:00.230	1.925	0.304	173.4
9	222	Rodolphe Wallgren	FRA	HERRERO RACING	Inter C	8		33	2:01.790	7 2:00.235	6 2:00.235	1.930	0.005	173.4
10	35	Jules Gougeon	FRA	RACE CARS CONSULTING	Inter D	2	Junior	33	2:00.886	18 2:00.244	9 2:00.244	1.939	0.009	173.4
11	23	Laurent Richard	FRA	HERRERO RACING	Inter C	9	Gentleman	23	2:01.064	8 2:00.475	5 2:00.475	2.170	0.231	173.1
12	85	Thibaut Bossy	FRA	HERRERO RACING	Inter C	10		20	2:00.529	9 2:00.499	7 2:00.499	2.194	0.024	173.0
13	18	Pierre Macchi	FRA	PATRICK ROGER AUTOSPORT GP	Inter C	11	Gentleman	35	2:00.519	17 2:01.481	16 2:00.519	2.214	0.020	173.0
14	71	Margaux Verza	FRA	PATRICK ROGER AUTOSPORT GP	Inter C	12	Junior	35	2:00.964	15 2:00.637	16 2:00.637	2.332	0.118	172.8
15	20	Jean-Paul Dominici	FRA	CHAZEL TECHNOLOGIE COURSE	Inter D	3	Gentleman	30	2:01.474	17 2:00.958	9 2:00.958	2.653	0.321	172.4
16	41	Anthony Fournier	FRA	RACE CARS CONSULTING	Inter C	13	Gentleman	36	2:01.196	16 2:01.144	8 2:01.144	2.839	0.186	172.1
17	110	Stéphane De Groodt	BEL	CHAZEL TECHNOLOGIE COURSE	Inter D	4	VIP /	32	2:01.147	17 2:01.783	11 2:01.147	2.842	0.003	172.1
18	3	Gosia Rdest	POL	CHAZEL TECHNOLOGIE COURSE	Inter	1		33	2:01.402	17 2:01.177	14 2:01.177	2.872	0.030	172.1
19	9	Philippe Bourgois	BEL	CHAZEL TECHNOLOGIE COURSE	Inter C	14	Gentleman	34	2:02.706	12 2:01.587	15 2:01.587	3.282	0.410	171.5
20	45	Frédéric Roy	FRA	CHAZEL TECHNOLOGIE COURSE	Inter D	5	Gentleman	33	2:02.372	16 2:02.054	9 2:02.054	3.749	0.467	170.8
21	7	Franc Rouxel	FRA	HERRERO RACING	Inter D	6	Gentleman	28	2:02.454	18 2:04.458	6 2:02.454	4.149	0.400	170.3

Published at:.....

<b>Stewards:</b>	<b>Race Director:</b>	<b>Timekeeper:</b> 
------------------	-----------------------	-------------------------------------------------------------------------------------------------------------

