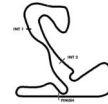


Race 1 Circuit Zandvoort



Provisional

Result List

Stewards / Race Management

STEWARD	Yvette van Eck
STEWARD	Jan Willem Stoop
STEWARD	Luc Nooy
RACE DIRECTOR	Joel Dovale
CLERK OF THE COURSE	Bobbe Veldkamp
TECHNICAL DELEGATE	Michel Cruquet
CHIEF TIMEKEEPER	Steffen Ruhl

Weather Start/Finish

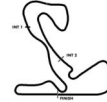
AIR	24.1°C
TRACK	29.4°C
CONDITIONS	Dry
PRESSURE	1013 hPa
AIR	24.0°C
TRACK	27.4°C
CONDITIONS	Dry
PRESSURE	1013 hPa

Track Information

GREEN FLAG	16:38:26
CHEQUERED FLAG	17:06:57
SAFETY CAR PHASE	0
FULL COURSE YELLOW PHASE	0
TRACK NAME	Circuit Zandvoort
TRACK LENGTH	4259m
TURN COUNT	14
TOTAL DISTANCE	68.14km
FASTEST LAP:	#31. MRI - 1:46.020

STARTED: 24 CLASSIFIED: 24 NOT CLASSIFIED: 0 DISQUALIFIED: 0

Nr. Drivers	Team	Laps	Total Time	Gap	Kph	Lap	Time	Kph
Cl. Car	Entrant							
1 93 L.Frayssinet J Alpine A110 Cup	Chazel Technologie Course Chazel Technologie Course	16	28:31.670		143.4	3	1:46.054	144.5
2 31 L.Méric J Alpine A110 Cup	Race Cars Consulting Race Cars Consulting	16	28:33.690	2.020	143.2	2	1:46.020	144.6
3 98 E.Traynard J Alpine A110 Cup	Chazel Technologie Course Chazel Technologie Course	16	28:33.799	2.129	143.4	5	1:46.286	144.2
4 8 S.Tirman J Alpine A110 Cup	Autosport GP Autosport GP	16	28:35.285	3.615	143.3	5	1:46.137	144.4
5 16 P.Cauhaube J Alpine A110 Cup	Patrick Roger Autosport GP Patrick Roger Autosport GP	16	28:36.295	4.625	143.2	5	1:46.088	144.5
6 222 R.Wallgren Alpine A110 Cup	HERRERO RACING HERRERO RACING	16	28:36.897	5.227	143.2	5	1:46.237	144.3
7 22 A.Garcin J Alpine A110 Cup	HERRERO RACING HERRERO RACING	16	28:37.490	5.820	143.4	4	1:46.161	144.4
8 59 L.Maurice J Alpine A110 Cup	Code Racing Development Code Racing Development	16	28:38.426	6.756	143.3	8	1:46.241	144.3
9 11 R.Brun J Alpine A110 Cup	Code Racing Development Code Racing Development	16	28:43.912	12.242	142.9	8	1:46.178	144.4
10 35 J.Gougeon J Alpine A110 Cup	Race Cars Consulting Race Cars Consulting	16	28:46.702	15.032	142.6	5	1:46.710	143.6
11 45 F.Roy G Alpine A110 Cup	Chazel Technologie Course Chazel Technologie Course	16	28:49.372	17.702	142.6	5	1:46.854	143.4
12 21 T.Merieux J Alpine A110 Cup	Autosport GP Autosport GP	16	28:52.640	20.970	142.1	7	1:47.184	143.0
13 27 A.Le Floch J Alpine A110 Cup	HERRERO RACING HERRERO RACING	16	28:55.222	23.552	141.9	4	1:47.104	143.1
14 41 A.Fournier G Alpine A110 Cup	Race Cars Consulting Race Cars Consulting	16	28:57.173	25.503	141.8	8	1:47.309	142.8
15 23 L.Richard G Alpine A110 Cup	HERRERO RACING HERRERO RACING	16	29:13.883	42.213	140.5	5	1:48.165	141.7
16 18 P.Macchi G Alpine A110 Cup	Patrick Roger Autosport GP Patrick Roger Autosport GP	16	29:14.543	42.873	140.6	16	1:48.570	141.2
17 17 M.Carree G Alpine A110 Cup	T2CM T2CM	16	29:15.122	43.452	140.7	7	1:47.902	142.0
18 3 K.Holowczyc VIP Alpine A110 Cup	Chazel Technologie Course Chazel Technologie Course	16	29:23.763	52.093	140.1	13	1:48.550	141.2
19 71 M.Verza J Alpine A110 Cup	Patrick Roger Autosport GP Patrick Roger Autosport GP	16	29:31.420	59.750	140.2	2	1:48.516	141.2
20 14 M.Sevestre G Alpine A110 Cup	Autosport GP Autosport GP	16	29:33.223	1:01.553	139.2	16	1:48.924	140.7
21 7 F.Rouxel G Alpine A110 Cup	HERRERO RACING HERRERO RACING	16	29:34.108	1:02.438	139.0	12	1:49.434	140.1




Provisional

Result List

Nr. Drivers	Team	Laps	Total Time	Gap	Kph	Lap	Time	Kph
Cl. Car	Entrant							
22 110 N.Ciamin VIP Alpine A110 Cup	Chazel Technologie Course Chazel Technologie Course	15	27:06.989	1 LAP	141.4	7	1:46.033	144.6
23 85 T.Bossy Alpine A110 Cup	HERRERO RACING HERRERO RACING	15	27:15.145	1 LAP	140.9	5	1:46.381	144.1
24 20 J.Dominici G Alpine A110 Cup	Chazel Technologie Course Chazel Technologie Course	8	15:25.815	8LAPS	133.1	6	1:48.689	141.0

Fastest lap of the race. Car 31 driver Louis Méric on lap 2. Time 1:46.020, average speed 144.6 km/h.

Subject to final scrutineering!

Publication time:	Race Director: Joel Dovale	Timekeeper: Steffen Ruhl 
-------------------	----------------------------	---