



Autodromo Nazionale Monza
Alpine ELF Europa Cup
Race - 2
Provisional Results



Cls	N°	Driver	Nat	Team	Level	Category	Laps	Total Time	Gap	Interval	Km/h	Best	Time	Km/h
1	8	Simon Tirman	FRA	AUTOSPORT GP	Inter C	Junior	14	28:16.970			172.0	11	2:00.081	173.6
2	93	Lucas Frayssinet	FRA	HAZEL TECHNOLOGIE COURSE	Inter C	Junior	14	28:17.122	0.152	0.152	172.0	14	2:00.093	173.6
3	22	Alexis Garcin	FRA	HERRERO RACING	Inter D	Junior	14	28:17.740	0.770	0.618	171.9	13	1:59.871	173.9
4	16	Paul Cauhaupé	FRA	PATRICK ROGER AUTOSPORT GP	Inter C	Junior	14	28:26.107	9.137	8.367	171.1	9	1:59.995	173.7
5	59	Louis Maurice	FRA	CODE RACING DEVELOPMENT	Inter C	Junior	14	28:26.419	9.449	0.312	171.0	7	2:00.387	173.2
6	85	Thibaut Bossy	FRA	HERRERO RACING	Inter C		14	28:29.855	12.885	3.436	170.7	8	2:00.388	173.2
7	69	Laurent Hurgon	FRA	LSGROUP AUTOSPORT GP	Inter C		14	28:30.498	13.528	0.643	170.6	12	2:00.612	172.9
8	21	Tim Merieux	FRA	AUTOSPORT GP	Inter C	Junior	14	28:30.932	13.962	0.434	170.6	12	2:00.121	173.6
9	3	Gosia Rdest	POL	HAZEL TECHNOLOGIE COURSE	Inter		14	28:31.368	14.398	0.436	170.6	11	2:00.353	173.2
10	222	Rodolphe Wallgren	FRA	HERRERO RACING	Inter C		14	28:35.088	18.118	3.720	170.2	11	2:00.722	172.7
11	31	Louis Méric	FRA	RACE CARS CONSULTING	Inter C	Junior	14	28:37.456	20.486	2.368	169.9	12	2:00.414	173.1
12	23	Laurent Richard	FRA	HERRERO RACING	Inter C	Gentleman	14	28:54.323	37.353	16.867	168.3	7	2:02.111	170.7
13	71	Margaux Verza	FRA	PATRICK ROGER AUTOSPORT GP	Inter C	Junior	14	28:56.516	39.546	2.193	168.1	12	2:01.980	170.9
14	35	Jules Gougeon	FRA	RACE CARS CONSULTING	Inter D	Junior	14	28:56.529	39.559	0.013	168.1	4	2:02.195	170.6
15	41	Anthony Fournier	FRA	RACE CARS CONSULTING	Inter C	Gentleman	14	28:56.838	39.868	0.309	168.1	7	2:02.156	170.7
16	9	Philippe Bourgeois	BEL	HAZEL TECHNOLOGIE COURSE	Inter C	Gentleman	14	28:57.060	40.090	0.222	168.0	4	2:01.629	171.4
17	20	Jean-Paul Dominici	FRA	HAZEL TECHNOLOGIE COURSE	Inter D	Gentleman	14	28:57.169	40.199	0.109	168.0	12	2:00.309	173.3
18	18	Pierre Macchi	FRA	PATRICK ROGER AUTOSPORT GP	Inter C	Gentleman	14	29:00.472	43.502	3.303	167.7	5	2:01.684	171.3
19	7	Franc Rouxel	FRA	HERRERO RACING	Inter D	Gentleman	14	29:21.387	1:04.417	20.915	165.7	13	2:03.826	168.4
Not classified: (Requirements: 75% of number laps of leader = 11 Laps)														
	45	Frédéric Roy	FRA	HAZEL TECHNOLOGIE COURSE	Inter D	Gentleman	7	15:51.699	7 Laps	7 Laps	153.3	3	2:03.397	169.0

Fastest lap Alexis Garcin in 1:59.871 at 173.9 Km/h in lap 13

Published at:.....

Track Temp: **25.1 °C** Air Temp: **18.7 °C** Humidity: **71 %** Track Status: **WET**

Stewards:	Race Director:	Timekeeper: 
------------------	-----------------------	---





Autodromo Nazionale Monza
Alpine ELF Europa Cup
Race - 2
Provisional Results by Category




Autodromo Nazionale Monza 5.793 m.

Cla	N°	Driver	Nat	Team	Level	Category	Laps	Total Time	Gap	Interval	Km/h	Best	Time	Km/h
Inter														
1	3	Gosia Rdest	POL	CHAZEL TECHNOLOGIE COURSE	Inter		14	28:31.368			170.6	11	2:00.353	173.2
Inter C														
1	8	Simon Tirman	FRA	AUTOSPORT GP	Inter C	Junior	14	28:16.970			172.0	11	2:00.081	173.6
2	93	Lucas Frayssinet	FRA	CHAZEL TECHNOLOGIE COURSE	Inter C	Junior	14	28:17.122	0.152	0.152	172.0	14	2:00.093	173.6
3	16	Paul Cauhaupé	FRA	PATRICK ROGER AUTOSPORT GP	Inter C	Junior	14	28:26.107	9.137	8.985	171.1	9	1:59.995	173.7
4	59	Louis Maurice	FRA	CODE RACING DEVELOPMENT	Inter C	Junior	14	28:26.419	9.449	0.312	171.0	7	2:00.387	173.2
5	85	Thibaut Bossy	FRA	HERRERO RACING	Inter C		14	28:29.855	12.885	3.436	170.7	8	2:00.388	173.2
6	69	Laurent Hurgon	FRA	LSGROUP AUTOSPORT GP	Inter C		14	28:30.498	13.528	0.643	170.6	12	2:00.612	172.9
7	21	Tim Merieux	FRA	AUTOSPORT GP	Inter C	Junior	14	28:30.932	13.962	0.434	170.6	12	2:00.121	173.6
8	222	Rodolphe Wallgren	FRA	HERRERO RACING	Inter C		14	28:35.088	18.118	4.156	170.2	11	2:00.722	172.7
9	31	Louis Méric	FRA	RACE CARS CONSULTING	Inter C	Junior	14	28:37.456	20.486	2.368	169.9	12	2:00.414	173.1
10	23	Laurent Richard	FRA	HERRERO RACING	Inter C	Gentleman	14	28:54.323	37.353	16.867	168.3	7	2:02.111	170.7
11	71	Margaux Verza	FRA	PATRICK ROGER AUTOSPORT GP	Inter C	Junior	14	28:56.516	39.546	2.193	168.1	12	2:01.980	170.9
12	41	Anthony Fournier	FRA	RACE CARS CONSULTING	Inter C	Gentleman	14	28:56.838	39.868	0.322	168.1	7	2:02.156	170.7
13	9	Philippe Bourgois	BEL	CHAZEL TECHNOLOGIE COURSE	Inter C	Gentleman	14	28:57.060	40.090	0.222	168.0	4	2:01.629	171.4
14	18	Pierre Macchi	FRA	PATRICK ROGER AUTOSPORT GP	Inter C	Gentleman	14	29:00.472	43.502	3.412	167.7	5	2:01.684	171.3
Inter D														
1	22	Alexis Garcin	FRA	HERRERO RACING	Inter D	Junior	14	28:17.740			171.9	13	1:59.871	173.9
2	35	Jules Gougeon	FRA	RACE CARS CONSULTING	Inter D	Junior	14	28:56.529	39.559	38.789	168.1	4	2:02.195	170.6
3	20	Jean-Paul Dominici	FRA	CHAZEL TECHNOLOGIE COURSE	Inter D	Gentleman	14	28:57.169	40.199	0.640	168.0	12	2:00.309	173.3
4	7	Franc Rouxel	FRA	HERRERO RACING	Inter D	Gentleman	14	29:21.387	1:04.417	24.218	165.7	13	2:03.826	168.4
Not classified: (Requirements: 75% of number laps of leader = 11 Laps)														
	45	Frédéric Roy	FRA	CHAZEL TECHNOLOGIE COURSE	Inter D	Gentleman	7	15:51.699	7 Laps	7 Laps	153.3	3	2:03.397	169.0

Fastest lap Alexis Garcin in 1:59.871 at 173.9 Km/h in lap 13

Published at:.....

Track Temp: **25.1 °C** Air Temp: **18.7 °C** Humidity: **71 %** Track Status: **WET**

Stewards:	Race Director:	Timekeeper: 
------------------	-----------------------	---





Autodromo Nazionale Monza

Alpine ELF Europa Cup

Race - 2

Provisional Classification by Driver Fastest Lap



Cls	N°	Driver	Nat	Team	Level	Category	Laps	Best	Time	Gap	Interval	Km/h
1	22	Alexis Garcin	FRA	HERRERO RACING	Inter D	Junior	14	13	1:59.871			173.9
2	16	Paul Cauhaube	FRA	PATRICK ROGER AUTOSPORT GP	Inter C	Junior	14	9	1:59.995	0.124	0.124	173.7
3	8	Simon Tirman	FRA	AUTOSPORT GP	Inter C	Junior	14	11	2:00.081	0.210	0.086	173.6
4	93	Lucas Frayssinet	FRA	CHAZEL TECHNOLOGIE COURSE	Inter C	Junior	14	14	2:00.093	0.222	0.012	173.6
5	21	Tim Merieux	FRA	AUTOSPORT GP	Inter C	Junior	14	12	2:00.121	0.250	0.028	173.6
6	20	Jean-Paul Dominici	FRA	CHAZEL TECHNOLOGIE COURSE	Inter D	Gentleman	14	12	2:00.309	0.438	0.188	173.3
7	3	Gosia Rdest	POL	CHAZEL TECHNOLOGIE COURSE	Inter		14	11	2:00.353	0.482	0.044	173.2
8	59	Louis Maurice	FRA	CODE RACING DEVELOPMENT	Inter C	Junior	14	7	2:00.387	0.516	0.034	173.2
9	85	Thibaut Bossy	FRA	HERRERO RACING	Inter C		14	8	2:00.388	0.517	0.001	173.2
10	31	Louis Méric	FRA	RACE CARS CONSULTING	Inter C	Junior	14	12	2:00.414	0.543	0.026	173.1
11	69	Laurent Hurgon	FRA	LSGROUP AUTOSPORT GP	Inter C		14	12	2:00.612	0.741	0.198	172.9
12	222	Rodolphe Wallgren	FRA	HERRERO RACING	Inter C		14	11	2:00.722	0.851	0.110	172.7
13	9	Philippe Bourgois	BEL	CHAZEL TECHNOLOGIE COURSE	Inter C	Gentleman	14	4	2:01.629	1.758	0.907	171.4
14	18	Pierre Macchi	FRA	PATRICK ROGER AUTOSPORT GP	Inter C	Gentleman	14	5	2:01.684	1.813	0.055	171.3
15	71	Margaux Verza	FRA	PATRICK ROGER AUTOSPORT GP	Inter C	Junior	14	12	2:01.980	2.109	0.296	170.9
16	23	Laurent Richard	FRA	HERRERO RACING	Inter C	Gentleman	14	7	2:02.111	2.240	0.131	170.7
17	41	Anthony Fournier	FRA	RACE CARS CONSULTING	Inter C	Gentleman	14	7	2:02.156	2.285	0.045	170.7
18	35	Jules Gougeon	FRA	RACE CARS CONSULTING	Inter D	Junior	14	4	2:02.195	2.324	0.039	170.6
19	45	Frédéric Roy	FRA	CHAZEL TECHNOLOGIE COURSE	Inter D	Gentleman	7	3	2:03.397	3.526	1.202	169.0
20	7	Franc Rouxel	FRA	HERRERO RACING	Inter D	Gentleman	14	13	2:03.826	3.955	0.429	168.4





Autodromo Nazionale Monza
Alpine ELF Europa Cup
Race - 2
Distance and Speed Average



Cls	N°	Driver	Nat	Team	Level	Category	Laps	Distance	Total Time	Km/h
1	8	Simon Tirman	FRA	AUTOSPORT GP	Inter C	Junior	14	81.10	28:16.970	172.0
2	93	Lucas Frayssinet	FRA	HAZEL TECHNOLOGIE COURSE	Inter C	Junior	14	81.10	28:17.122	172.0
3	22	Alexis Garcin	FRA	HERRERO RACING	Inter D	Junior	14	81.10	28:17.740	171.9
4	16	Paul Cauhaube	FRA	PATRICK ROGER AUTOSPORT GP	Inter C	Junior	14	81.10	28:26.107	171.1
5	59	Louis Maurice	FRA	CODE RACING DEVELOPMENT	Inter C	Junior	14	81.10	28:26.419	171.0
6	85	Thibaut Bossy	FRA	HERRERO RACING	Inter C		14	81.10	28:29.855	170.7
7	69	Laurent Hurgon	FRA	LSGROUP AUTOSPORT GP	Inter C		14	81.10	28:30.498	170.6
8	21	Tim Merieux	FRA	AUTOSPORT GP	Inter C	Junior	14	81.10	28:30.932	170.6
9	3	Gosia Rdest	POL	HAZEL TECHNOLOGIE COURSE	Inter		14	81.10	28:31.368	170.6
10	222	Rodolphe Wallgren	FRA	HERRERO RACING	Inter C		14	81.10	28:35.088	170.2
11	31	Louis Méric	FRA	RACE CARS CONSULTING	Inter C	Junior	14	81.10	28:37.456	169.9
12	23	Laurent Richard	FRA	HERRERO RACING	Inter C	Gentleman	14	81.10	28:54.323	168.3
13	71	Margaux Verza	FRA	PATRICK ROGER AUTOSPORT GP	Inter C	Junior	14	81.10	28:56.516	168.1
14	35	Jules Gougeon	FRA	RACE CARS CONSULTING	Inter D	Junior	14	81.10	28:56.529	168.1
15	41	Anthony Fournier	FRA	RACE CARS CONSULTING	Inter C	Gentleman	14	81.10	28:56.838	168.1
16	9	Philippe Bourgois	BEL	HAZEL TECHNOLOGIE COURSE	Inter C	Gentleman	14	81.10	28:57.060	168.0
17	20	Jean-Paul Dominici	FRA	HAZEL TECHNOLOGIE COURSE	Inter D	Gentleman	14	81.10	28:57.169	168.0
18	18	Pierre Macchi	FRA	PATRICK ROGER AUTOSPORT GP	Inter C	Gentleman	14	81.10	29:00.472	167.7
19	7	Franc Rouxel	FRA	HERRERO RACING	Inter D	Gentleman	14	81.10	29:21.387	165.7
Not classified: (Requirements: 75% of number laps of leader = 11 Laps)										
	45	Frédéric Roy	FRA	HAZEL TECHNOLOGIE COURSE	Inter D	Gentleman	7	40.55	15:51.699	153.3





Autodromo Nazionale Monza
Alpine ELF Europa Cup
Race - 2
Lap Analysis



3 Gosia Rdest Alpine A110
 CHAZEL TECHNOLOGIE COURSE

9 Philippe Bourgois Alpine A110
 CHAZEL TECHNOLOGIE COURSE

Lap D	Time	Sector 1	Sector 2	Sector 3	T. Spd	Elapsed	Lap D	Time	Sector 1	Sector 2	Sector 3	T. Spd	Elapsed
1	2:14.156	48.713	43.216	42.227	201.8	2:14.156	1	2:18.443	50.646	44.352	43.445	200.3	2:18.443
2	2:02.598	38.923	41.784	41.891	246.0	4:16.754	2	2:04.932	39.219	42.668	43.045	250.0	4:23.375
3	2:01.531	38.563	41.223	41.745	241.6	6:18.285	3	2:02.433	38.567	41.783	42.083	249.4	6:25.808
4	2:01.417	38.315	41.250	41.852	248.2	8:19.702	4	2:01.629	37.810	41.458	42.361	250.0	8:27.437
5	2:01.091	38.099	41.131	41.861	249.4	10:20.793	5	2:02.828	38.883	41.661	42.284	245.4	10:30.265
6	2:02.787	39.176	41.514	42.097	245.4	12:23.580	6	2:03.777	38.950	41.797	43.030	246.5	12:34.042
7	2:00.871	37.989	41.240	41.642	251.7	14:24.451	7	2:05.122	40.295	42.900	41.927	251.1	14:39.164
8	2:01.934	38.106	41.895	41.933	247.7	16:26.385	8	2:01.813	37.723	41.486	42.604	250.0	16:40.977
9	2:00.980	38.062	41.394	41.524	251.7	18:27.365	9	2:03.903	38.921	42.165	42.817	250.5	18:44.880
10	2:00.984	38.081	41.395	41.508	252.9	20:28.349	10	2:03.642	39.272	42.249	42.121	247.1	20:48.522
11	2:00.353	38.077	40.962	41.314	242.6	22:28.702	11	2:01.913	38.537	41.367	42.009	245.4	22:50.435
12	2:00.558	37.852	41.183	41.523	251.1	24:29.260	12	2:02.284	38.409	41.701	42.174	246.0	24:52.719
13	2:01.031	37.810	41.667	41.554	252.3	26:30.291	13	2:01.937	38.398	41.590	41.949	246.5	26:54.656
14	2:01.077	38.180	41.223	41.674	252.3	28:31.368	14	2:02.404	38.347	42.088	41.969	250.0	28:57.060

7 Franc Rouxel Alpine A110
 HERRERO RACING

16 Paul Cauhaupé Alpine A110
 PATRICK ROGER AUTOSPORT GP

Lap D	Time	Sector 1	Sector 2	Sector 3	T. Spd	Elapsed	Lap D	Time	Sector 1	Sector 2	Sector 3	T. Spd	Elapsed
1	2:19.100	51.218	44.321	43.561	174.4	2:19.100	1	2:12.976	48.389	42.464	42.123	193.8	2:12.976
2	2:04.905	38.723	43.138	43.044	236.3	4:24.005	2	2:01.340	38.579	41.135	41.626	247.7	4:14.316
3	2:04.272	38.860	42.657	42.755	214.7	6:28.277	3	2:00.901	38.057	41.279	41.565	253.5	6:15.217
4	2:05.781	39.313	42.678	43.790	245.4	8:34.058	4	2:02.326	38.519	42.009	41.798	252.3	8:17.543
5	2:04.024	38.549	42.300	43.175	245.4	10:38.082	5	2:01.018	38.366	41.182	41.470	252.9	10:18.561
6	2:05.042	38.989	42.231	43.822	238.9	12:43.124	6	2:00.422	38.161	40.909	41.352	252.9	12:18.983
7	2:05.617	39.107	42.450	44.060	233.7	14:48.741	7	2:01.304	38.562	41.097	41.645	240.0	14:20.287
8	2:05.636	38.872	43.072	43.692	243.7	16:54.377	8	2:00.769	38.652	40.888	41.229	247.1	16:21.056
9	2:04.763	38.736	42.610	43.417	245.4	18:59.140	9	1:59.995	37.977	40.926	41.092	250.5	18:21.051
10	2:05.099	39.136	42.399	43.564	232.7	21:04.239	10	2:00.379	37.988	41.018	41.373	252.3	20:21.430
11	2:04.785	38.770	42.725	43.290	244.8	23:09.024	11	2:01.112	38.117	41.460	41.535	252.9	22:22.542
12	2:04.681	39.030	42.239	43.412	238.4	25:13.705	12	2:00.906	38.349	41.053	41.504	241.6	24:23.448
13	2:03.826	38.915	42.066	42.845	241.6	27:17.531	13	2:01.553	38.693	41.276	41.584	241.6	26:25.001
14	2:03.856	38.684	42.114	43.058	244.3	29:21.387	14	2:01.106	38.317	41.280	41.509	246.0	28:26.107

8 Simon Tirman Alpine A110
 AUTOSPORT GP

18 Pierre Macchi Alpine A110
 PATRICK ROGER AUTOSPORT GP

Lap D	Time	Sector 1	Sector 2	Sector 3	T. Spd	Elapsed	Lap D	Time	Sector 1	Sector 2	Sector 3	T. Spd	Elapsed
1	2:09.920	46.741	41.770	41.409	210.5	2:09.920	1	2:19.426	51.893	44.193	43.340	194.2	2:19.426
2	2:00.499	37.962	41.325	41.212	248.8	4:10.419	2	2:05.336	39.014	43.086	43.236	223.6	4:24.762
3	2:00.758	38.295	41.318	41.145	249.4	6:11.177	3	2:03.883	38.453	42.828	42.602	225.0	6:28.645
4	2:00.795	38.292	41.086	41.417	251.1	8:11.972	4	2:03.247	38.586	41.544	43.117	241.0	8:31.892
5	2:01.006	38.484	41.178	41.344	250.0	10:12.978	5	2:01.684	38.291	41.511	41.882	249.4	10:33.576
6	2:00.878	38.471	40.978	41.429	242.6	12:13.856	6	2:02.082	38.368	41.447	42.267	251.1	12:35.658
7	2:00.758	38.378	40.990	41.390	244.3	14:14.614	7	2:03.340	38.892	42.310	42.138	247.1	14:38.998
8	2:00.523	38.266	40.873	41.384	247.1	16:15.137	8	2:02.584	38.488	41.866	42.230	250.5	16:41.582
9	2:00.447	38.069	40.950	41.428	246.5	18:15.584	9	2:03.887	38.622	42.823	42.442	239.4	18:45.469
10	2:00.367	38.119	40.978	41.270	247.7	20:15.951	10	2:04.966	38.673	42.905	43.388	237.8	20:50.435
11	2:00.081	38.129	40.669	41.283	246.0	22:16.032	11	2:03.321	38.756	42.326	42.239	247.7	22:53.756
12	2:00.353	38.089	41.005	41.259	244.8	24:16.385	12	2:02.696	38.193	42.417	42.086	251.1	24:56.452
13	2:00.209	38.025	40.970	41.214	246.0	26:16.594	13	2:01.881	38.329	41.268	42.284	247.7	26:58.333
14	2:00.376	38.041	41.049	41.286	245.4	28:16.970	14	2:02.139	38.533	41.786	41.820	247.7	29:00.472





Autodromo Nazionale Monza
Alpine ELF Europa Cup
Race - 2
Lap Analysis



20

Jean-Paul Dominici

Alpine A110

CHAZEL TECHNOLOGIE
COURSE

Lap D	Time	Sector 1	Sector 2	Sector 3	T. Spd	Elapsed
1	2:17.435	50.011	44.566	42.858	189.1	2:17.435
2	2:04.410	39.251	42.631	42.528	240.0	4:21.845
3	2:03.438	38.826	42.095	42.517	247.1	6:25.283
4	2:02.751	39.033	41.713	42.005	246.5	8:28.034
5	2:02.490	38.709	41.663	42.118	251.7	10:30.524
6	2:03.286	38.166	42.195	42.925	250.0	12:33.810
7	2:02.515	37.464	42.344	42.707	247.7	14:36.325
8	2:04.239	38.701	42.405	43.133	246.5	16:40.564
9	2:04.646	39.124	42.233	43.289	251.1	18:45.210
10	2:05.019	39.203	42.781	43.035	252.9	20:50.229
11	2:02.704	38.575	41.749	42.380	247.1	22:52.933
12	2:00.309	38.254	39.787	42.268	247.1	24:53.242
13	2:01.781	38.431	41.550	41.800	240.0	26:55.023
14	2:02.146	38.951	41.348	41.847	249.4	28:57.169

21

Tim Merieux

Alpine A110

AUTOSPORT GP

Lap D	Time	Sector 1	Sector 2	Sector 3	T. Spd	Elapsed
1	2:13.101	48.523	42.481	42.097	207.2	2:13.101
2	2:02.782	39.841	41.450	41.491	251.1	4:15.883
3	2:00.629	38.367	40.878	41.384	249.4	6:16.512
4	2:01.658	38.286	41.673	41.699	248.8	8:18.170
5	2:02.268	38.731	41.332	42.205	247.1	10:20.438
6	2:02.051	39.362	41.173	41.516	246.0	12:22.489
7	2:01.564	38.604	41.170	41.790	244.3	14:24.053
8	2:01.827	38.309	41.727	41.791	251.1	16:25.880
9	2:01.214	38.453	40.975	41.786	248.8	18:27.094
10	2:00.794	38.214	40.973	41.607	250.0	20:27.888
11	2:00.368	38.112	40.926	41.330	250.5	22:28.256
12	2:00.121	37.980	40.935	41.206	251.7	24:28.377
13	2:01.445	38.604	41.544	41.297	254.7	26:29.822
14	2:01.110	38.457	41.158	41.495	255.3	28:30.932

22

Alexis Garcin

Alpine A110

HERRERO RACING

Lap D	Time	Sector 1	Sector 2	Sector 3	T. Spd	Elapsed
1	2:09.058	46.271	41.242	41.545	205.7	2:09.058
2	2:01.080	38.646	40.968	41.466	247.1	4:10.138
3	2:00.708	38.414	40.887	41.407	251.1	6:10.846
4	2:01.471	38.509	40.807	42.155	248.8	8:12.317
5	2:00.975	38.520	41.100	41.355	250.0	10:13.292
6	2:01.181	38.649	41.207	41.325	235.8	12:14.473
7	2:00.710	38.316	40.780	41.614	248.8	14:15.183
8	2:00.614	38.151	40.904	41.559	251.7	16:15.797
9	2:00.258	38.035	40.853	41.370	252.3	18:16.055
10	2:00.531	38.434	40.873	41.224	252.9	20:16.586
11	2:00.739	38.331	41.037	41.371	252.3	22:17.325
12	2:00.515	38.043	41.008	41.464	250.0	24:17.840
13	1:59.871	38.005	40.742	41.124	248.2	26:17.711
14	2:00.029	37.958	40.964	41.107	250.0	28:17.740

23

Laurent Richard

Alpine A110

HERRERO RACING

Lap D	Time	Sector 1	Sector 2	Sector 3	T. Spd	Elapsed
1	2:15.174	49.296	43.122	42.756	195.6	2:15.174
2	2:02.904	38.479	42.128	42.297	245.4	4:18.078
3	2:03.061	38.611	42.013	42.437	247.7	6:21.139
4	2:02.581	38.465	41.530	42.586	247.7	8:23.720
5	2:02.772	38.628	42.016	42.128	247.1	10:26.492
6	2:02.537	38.786	41.629	42.122	247.1	12:29.029
7	2:02.111	38.218	41.671	42.222	249.4	14:31.140
8	2:02.180	38.359	41.729	42.092	249.4	16:33.320
9	2:02.445	38.412	41.369	42.664	248.2	18:35.765
10	2:03.406	38.370	42.380	42.656	247.1	20:39.171
11	2:04.964	38.897	43.505	42.562	245.4	22:44.135
12	2:03.031	38.912	41.528	42.591	243.7	24:47.166
13	2:03.281	38.653	41.933	42.695	243.7	26:50.447
14	2:03.876	38.993	42.011	42.872	225.4	28:54.323

31

Louis Méric

Alpine A110

RACE CARS CONSULTING

Lap D	Time	Sector 1	Sector 2	Sector 3	T. Spd	Elapsed
1	2:10.879	46.555	41.674	42.650	206.5	2:10.879
2	2:01.744	38.521	41.457	41.766	246.0	4:12.623
3	2:02.074	39.053	41.430	41.591	245.4	6:14.697
4	2:01.541	38.646	41.409	41.486	252.9	8:16.238
5	2:01.097	38.472	41.031	41.594	245.4	10:17.335
6	2:01.278	38.492	41.117	41.669	244.8	12:18.613
7	2:01.997	38.612	41.324	42.061	244.8	14:20.610
8	2:01.586	38.837	41.124	41.625	251.7	16:22.196
9	2:02.893	38.720	41.887	42.286	250.5	18:25.089
10	2:01.628	38.137	42.077	41.414	252.3	20:26.717
11	2:01.084	38.274	41.346	41.464	251.7	22:27.801
12	2:00.414	37.872	41.201	41.341	253.5	24:28.215
13	2:01.451	38.447	41.629	41.375	250.0	26:29.666
14	2:07.790	44.059	41.953	41.778	252.9	28:37.456

35

Jules Gougeon

Alpine A110

RACE CARS CONSULTING

Lap D	Time	Sector 1	Sector 2	Sector 3	T. Spd	Elapsed
1	2:13.238	48.022	42.453	42.763	201.4	2:13.238
2	2:03.609	39.067	41.551	42.991	238.9	4:16.847
3	2:02.519	38.770	41.761	41.988	249.4	6:19.366
4	2:02.195	38.656	41.507	42.032	248.2	8:21.561
5	2:02.850	38.762	41.784	42.304	248.2	10:24.411
6	2:03.208	38.750	41.878	42.580	247.1	12:27.619
7	2:02.282	38.760	41.571	41.951	245.4	14:29.901
8	2:02.748	38.695	41.910	42.143	246.0	16:32.649
9	2:02.624	38.644	41.670	42.310	247.1	18:35.273
10	2:04.074	38.601	43.509	41.964	245.4	20:39.347
11	2:05.847	38.594	43.925	43.328	248.8	22:45.194
12	2:03.437	38.352	42.700	42.385	251.1	24:48.631
13	2:04.869	38.546	42.708	43.615	248.2	26:53.500
14	2:03.029	38.407	41.608	43.014	249.4	28:56.529





Autodromo Nazionale Monza
Alpine ELF Europa Cup
Race - 2
Lap Analysis



41

Anthony Fournier

Alpine A110

69

Laurent Hurgon

Alpine A110

RACE CARS CONSULTING

LSGROUP AUTOSPORT GP

Lap	D	Time	Sector 1	Sector 2	Sector 3	T. Spd	Elapsed	Lap	D	Time	Sector 1	Sector 2	Sector 3	T. Spd	Elapsed
1		2:15.672	49.791	43.258	42.623	193.5	2:15.672	1		2:11.647	47.889	41.795	41.963	211.3	2:11.647
2		2:03.044	38.724	41.929	42.391	230.2	4:18.716	2		2:02.682	38.578	42.246	41.858	242.1	4:14.329
3		2:03.071	38.807	41.693	42.571	237.3	6:21.787	3		2:01.143	38.557	41.342	41.244	246.0	6:15.472
4		2:02.778	38.630	41.824	42.324	240.0	8:24.565	4		2:02.209	38.414	42.509	41.286	239.4	8:17.681
5		2:02.461	38.798	41.472	42.191	239.4	10:27.026	5		2:01.892	38.653	41.713	41.526	250.5	10:19.573
6		2:02.422	38.642	41.710	42.070	240.0	12:29.448	6		2:00.636	38.038	41.222	41.376	249.4	12:20.209
7		2:02.156	38.612	41.567	41.977	241.0	14:31.604	7		2:01.466	38.145	41.060	42.261	248.8	14:21.675
8		2:02.312	38.566	41.606	42.140	246.0	16:33.916	8		2:00.712	38.023	41.133	41.556	249.4	16:22.387
9		2:02.192	38.602	41.322	42.268	246.5	18:36.108	9		2:02.488	38.548	41.967	41.973	248.8	18:24.875
10		2:04.902	38.600	43.206	43.096	238.9	20:41.010	10		2:01.208	38.160	41.428	41.620	247.7	20:26.083
11		2:03.575	38.687	42.111	42.777	242.6	22:44.585	11		2:00.944	38.228	41.336	41.380	247.7	22:27.027
12		2:03.492	38.832	41.998	42.662	246.0	24:48.077	12		2:00.612	38.012	41.060	41.540	247.1	24:27.639
13		2:06.047	39.041	42.767	44.239	240.0	26:54.124	13		2:01.606	38.757	41.295	41.554	246.0	26:29.245
14		2:02.714	38.587	41.831	42.296	243.7	28:56.838	14		2:01.253	38.607	41.237	41.409	250.5	28:30.498

45

Frédéric Roy

Alpine A110

71

Margaux Verza

Alpine A110

CHAZEL TECHNOLOGIE
COURSE

PATRICK ROGER AUTOSPORT
GP

Lap	D	Time	Sector 1	Sector 2	Sector 3	T. Spd	Elapsed	Lap	D	Time	Sector 1	Sector 2	Sector 3	T. Spd	Elapsed
1		2:17.506	49.864	44.243	43.399	200.7	2:17.506	1		2:17.847	50.251	44.569	43.027	193.8	2:17.847
2		2:04.741	39.419	42.782	42.540	241.6	4:22.247	2		2:05.625	39.351	42.666	43.608	240.5	4:23.472
3		2:03.397	38.662	42.417	42.318	242.1	6:25.644	3		2:02.911	38.706	42.156	42.049	239.4	6:26.383
4		2:10.833	38.837	43.425	48.571	250.5	8:36.477	4		2:03.906	38.401	43.020	42.485	250.5	8:30.289
5		2:21.581	39.124	52.119	50.338	243.2	10:58.058	5		2:02.035	38.348	41.392	42.295	248.2	10:32.324
6		2:16.581	43.889	46.713	45.979	189.8	13:14.639	6		2:02.239	38.318	41.731	42.190	248.8	12:34.563
7		2:37.060 P	43.231	46.723	1:07.106	189.4	15:51.699	7		2:02.038	38.185	41.576	42.277	251.7	14:36.601
8								8		2:03.702	38.550	42.402	42.750	243.2	16:40.303
9								9		2:03.244	38.865	41.900	42.479	246.5	18:43.547
10								10		2:02.748	38.465	41.756	42.527	246.0	20:46.295
11								11		2:02.252	38.321	41.796	42.135	246.5	22:48.547
12								12		2:01.980	38.386	41.642	41.952	247.1	24:50.527
13								13		2:03.102	38.316	41.576	43.210	248.8	26:53.629
14								14		2:02.887	38.532	41.742	42.613	240.5	28:56.516

59

Louis Maurice

Alpine A110

CODE RACING DEVELOPMENT

Lap	D	Time	Sector 1	Sector 2	Sector 3	T. Spd	Elapsed	Lap	D	Time	Sector 1	Sector 2	Sector 3	T. Spd	Elapsed
1		2:11.006	46.959	42.382	41.665	209.7	2:11.006	1		2:11.633	47.340	42.231	42.062	207.2	2:11.633
2		2:01.814	38.750	41.349	41.715	241.6	4:12.820	2		2:02.229	38.888	41.667	41.674	244.3	4:13.862
3		2:01.680	38.714	41.421	41.545	252.3	6:14.500	3		2:01.069	37.953	41.530	41.586	251.1	6:14.931
4		2:02.653	39.107	41.630	41.916	250.0	8:17.153	4		2:02.632	38.653	41.853	42.126	248.2	8:17.563
5		2:01.104	38.585	41.079	41.440	250.5	10:18.257	5		2:02.659	38.922	41.538	42.199	250.0	10:20.222
6		2:00.505	38.083	41.051	41.371	250.5	12:18.762	6		2:01.287	38.867	41.160	41.260	242.6	12:21.509
7		2:00.387	38.151	40.808	41.428	248.8	14:19.149	7		2:00.588	37.963	40.903	41.722	251.7	14:22.097
8		2:00.626	38.247	40.858	41.521	247.1	16:19.775	8		2:00.388	37.897	41.038	41.453	250.5	16:22.485
9		2:00.821	38.202	41.146	41.473	248.2	18:20.596	9		2:02.821	38.540	42.204	42.077	239.4	18:25.306
10		2:00.542	38.215	40.940	41.387	247.7	20:21.138	10		2:01.022	38.039	41.521	41.462	252.3	20:26.328
11		2:01.190	38.220	41.528	41.442	248.2	22:22.328	11		2:01.056	38.071	41.325	41.660	252.9	22:27.384
12		2:01.138	38.356	41.099	41.683	248.8	24:23.466	12		2:00.432	37.907	41.077	41.448	252.9	24:27.816
13		2:01.683	38.811	41.382	41.490	242.1	26:25.149	13		2:01.308	38.466	41.251	41.591	251.7	26:29.124
14		2:01.270	38.337	41.451	41.482	246.0	28:26.419	14		2:00.731	38.198	40.930	41.603	249.4	28:29.855

85

Thibaut Bossy

Alpine A110

HERRERO RACING

Lap	D	Time	Sector 1	Sector 2	Sector 3	T. Spd	Elapsed
1		2:11.633	47.340	42.231	42.062	207.2	2:11.633
2		2:02.229	38.888	41.667	41.674	244.3	4:13.862
3		2:01.069	37.953	41.530	41.586	251.1	6:14.931
4		2:02.632	38.653	41.853	42.126	248.2	8:17.563
5		2:02.659	38.922	41.538	42.199	250.0	10:20.222
6		2:01.287	38.867	41.160	41.260	242.6	12:21.509
7		2:00.588	37.963	40.903	41.722	251.7	14:22.097
8		2:00.388	37.897	41.038	41.453	250.5	16:22.485
9		2:02.821	38.540	42.204	42.077	239.4	18:25.306
10		2:01.022	38.039	41.521	41.462	252.3	20:26.328
11		2:01.056	38.071	41.325	41.660	252.9	22:27.384
12		2:00.432	37.907	41.077	41.448	252.9	24:27.816
13		2:01.308	38.466	41.251	41.591	251.7	26:29.124
14		2:00.731	38.198	40.930	41.603	249.4	28:29.855



Autodromo Nazionale Monza
Alpine ELF Europa Cup
Race - 2
Lap Analysis



93

Lucas Frayssinet

Alpine A110

CHAZEL TECHNOLOGIE
COURSE

Lap D	Time	Sector 1	Sector 2	Sector 3	T. Spd	Elapsed
1	2:08.533	45.875	41.139	41.519	212.5	2:08.533
2	2:01.235	38.554	40.991	41.690	241.6	4:09.768
3	2:00.848	38.469	40.809	41.570	244.3	6:10.616
4	2:00.996	38.437	40.992	41.567	246.0	8:11.612
5	2:01.342	38.699	40.926	41.717	244.3	10:12.954
6	2:01.058	38.655	40.981	41.422	241.6	12:14.012
7	2:00.841	38.377	40.966	41.498	248.2	14:14.853
8	2:00.589	38.244	40.863	41.482	250.5	16:15.442
9	2:00.400	38.035	40.900	41.465	252.3	18:15.842
10	2:00.434	38.369	40.802	41.263	250.5	20:16.276
11	2:00.248	38.070	40.813	41.365	251.1	22:16.524
12	2:00.191	37.994	40.769	41.428	250.0	24:16.715
13	2:00.314	38.087	40.799	41.428	250.0	26:17.029
14	2:00.093	37.908	40.944	41.241	250.5	28:17.122

222

Rodolphe Wallgren

Alpine A110

HERRERO RACING

Lap D	Time	Sector 1	Sector 2	Sector 3	T. Spd	Elapsed
1	2:13.384	48.819	42.545	42.020	206.1	2:13.384
2	2:02.674	39.133	41.532	42.009	246.5	4:16.058
3	2:01.412	38.775	41.104	41.533	252.3	6:17.470
4	2:00.874	38.328	41.186	41.360	248.2	8:18.344
5	2:02.268	38.850	41.601	41.817	254.7	10:20.612
6	2:01.889	38.909	41.239	41.741	248.8	12:22.501
7	2:01.322	38.446	41.232	41.644	247.1	14:23.823
8	2:02.972	38.644	42.463	41.865	247.7	16:26.795
9	2:00.969	38.207	41.231	41.531	251.7	18:27.764
10	2:00.761	38.280	41.040	41.441	251.7	20:28.525
11	2:00.722	38.402	41.026	41.294	253.5	22:29.247
12	2:02.220	38.195	42.160	41.865	251.7	24:31.467
13	2:01.693	38.366	41.353	41.974	247.1	26:33.160
14	2:01.928	38.497	41.489	41.942	246.0	28:35.088






Autodromo Nazionale Monza
Alpine ELF Europa Cup
Race - 2
Analysis by Lap



Autodromo Nazionale Monza 5.793 m.

Num	Lap Time	Gap	Num	Lap Time	Gap	Num	Lap Time	Gap	Num	Lap Time	Gap	Num	Lap Time	Gap
Lap 1														
93	2:08.533		71	2:05.625	13.704	41	2:02.778	12.953	222	2:01.889	08.645	31	2:01.586	07.059
22	2:09.058	00.525	7	2:04.905	14.237	9	2:01.629	15.825	3	2:02.787	09.724	69	2:00.712	07.250
8	2:09.920	01.387	18	2:05.336	14.994	20	2:02.751	16.422	35	2:03.208	13.763	85	2:00.388	07.348
31	2:10.879	02.346	Num Lap Time Gap			71	2:03.906	18.677	23	2:02.537	15.173	21	2:01.827	10.743
59	2:11.006	02.473	Lap 3			18	2:03.247	20.280	41	2:02.422	15.592	3	2:01.934	11.248
85	2:11.633	03.100	93	2:00.848		7	2:05.781	22.446	20	2:03.286	19.954	222	2:02.972	11.658
69	2:11.647	03.114	22	2:00.708	00.230	45	2:10.833	24.865	9	2:03.777	20.186	35	2:02.748	17.512
16	2:12.976	04.443	8	2:00.758	00.561	Num Lap Time Gap			71	2:02.239	20.707	23	2:02.180	18.183
21	2:13.101	04.568	59	2:01.680	03.884	Lap 5			18	2:02.082	21.802	41	2:02.312	18.779
35	2:13.238	04.705	31	2:02.074	04.081	93	2:01.342		7	2:05.042	29.268	71	2:03.702	25.166
222	2:13.384	04.851	85	2:01.069	04.315	8	2:01.006	00.024	45	2:16.581	1:00.783	20	2:04.239	25.427
3	2:14.156	05.623	16	2:00.901	04.601	22	2:00.975	00.338	Num Lap Time Gap			9	2:01.813	25.840
23	2:15.174	06.641	69	2:01.143	04.856	31	2:01.097	04.381	Lap 7			18	2:02.584	26.445
41	2:15.672	07.139	21	2:00.629	05.896	59	2:01.104	05.303	8	2:00.758		7	2:05.636	39.240
20	2:17.435	08.902	222	2:01.412	06.854	16	2:01.018	05.607	93	2:00.841	00.239	Num Lap Time Gap		
45	2:17.506	08.973	3	2:01.531	07.669	69	2:01.892	06.619	22	2:00.710	00.569	Lap 9		
71	2:17.847	09.314	35	2:02.519	08.750	85	2:02.659	07.268	59	2:00.387	04.535	8	2:00.447	
9	2:18.443	09.910	23	2:03.061	10.523	21	2:02.268	07.484	16	2:01.304	05.673	93	2:00.400	00.258
7	2:19.100	10.567	41	2:03.071	11.171	222	2:02.268	07.658	31	2:01.997	05.996	22	2:00.258	00.471
18	2:19.426	10.893	20	2:03.438	14.667	3	2:01.091	07.839	69	2:01.466	07.061	59	2:00.821	05.012
Num Lap Time Gap			45	2:03.397	15.028	35	2:02.850	11.457	85	2:00.588	07.483	16	1:59.995	05.467
Lap 2			9	2:02.433	15.192	23	2:02.772	13.538	222	2:01.322	09.209	69	2:02.488	09.291
93	2:01.235		71	2:02.911	15.767	41	2:02.461	14.072	21	2:01.564	09.439	31	2:02.893	09.505
22	2:01.080	00.370	7	2:04.272	17.661	9	2:02.828	17.311	3	2:00.871	09.837	85	2:02.821	09.722
8	2:00.499	00.651	18	2:03.883	18.029	20	2:02.490	17.570	35	2:02.282	15.287	21	2:01.214	11.510
31	2:01.744	02.855	Num Lap Time Gap			71	2:02.035	19.370	23	2:02.111	16.526	3	2:00.980	11.781
59	2:01.814	03.052	Lap 4			18	2:01.684	20.622	41	2:02.156	16.990	222	2:00.969	12.180
85	2:02.229	04.094	93	2:00.996		7	2:04.024	25.128	20	2:02.515	21.711	35	2:02.624	19.689
16	2:01.340	04.548	8	2:00.795	00.360	45	2:21.581	45.104	71	2:02.038	21.987	23	2:02.445	20.181
69	2:02.682	04.561	22	2:01.471	00.705	Num Lap Time Gap			18	2:03.340	24.384	41	2:02.192	20.524
21	2:02.782	06.115	31	2:01.541	04.626	Lap 6			9	2:05.122	24.550	71	2:03.244	27.963
222	2:02.674	06.290	59	2:02.653	05.541	8	2:00.878		7	2:05.617	34.127	9	2:03.903	29.296
3	2:02.598	06.986	16	2:02.326	05.931	93	2:01.058	00.156	45	2:37.060	1:37.085	20	2:04.646	29.626
35	2:03.609	07.079	85	2:02.632	05.951	22	2:01.181	00.617	Num Lap Time Gap			18	2:03.887	29.885
23	2:02.904	08.310	69	2:02.209	06.069	31	2:01.278	04.757	Lap 8			7	2:04.763	43.556
41	2:03.044	08.948	21	2:01.658	06.558	59	2:00.505	04.906	8	2:00.523		Num Lap Time Gap		
20	2:04.410	12.077	222	2:00.874	06.732	16	2:00.422	05.127	93	2:00.589	00.305	Lap 10		
45	2:04.741	12.479	3	2:01.417	08.090	69	2:00.636	06.353	22	2:00.614	00.660	8	2:00.367	
9	2:04.932	13.607	35	2:02.195	09.949	85	2:01.287	07.653	59	2:00.626	04.638	93	2:00.434	00.325
			23	2:02.581	12.108	21	2:02.051	08.633	16	2:00.769	05.919	22	2:00.531	00.635



Autodromo Nazionale Monza
Alpine ELF Europa Cup
Race - 2
Analysis by Lap



Num	Lap Time	Gap
59	2:00.542	05.187
16	2:00.379	05.479
69	2:01.208	10.132
85	2:01.022	10.377
31	2:01.628	10.766
21	2:00.794	11.937
3	2:00.984	12.398
222	2:00.761	12.574
23	2:03.406	23.220
35	2:04.074	23.396
41	2:04.902	25.059
71	2:02.748	30.344
9	2:03.642	32.571
20	2:05.019	34.278
18	2:04.966	34.484
7	2:05.099	48.288

Num Lap Time Gap

Lap 11

8	2:00.081	
93	2:00.248	00.492
22	2:00.739	01.293
59	2:01.190	06.296
16	2:01.112	06.510
69	2:00.944	10.995
85	2:01.056	11.352
31	2:01.084	11.769
21	2:00.368	12.224
3	2:00.353	12.670
222	2:00.722	13.215
23	2:04.964	28.103
41	2:03.575	28.553
35	2:05.847	29.162
71	2:02.252	32.515
9	2:01.913	34.403
20	2:02.704	36.901
18	2:03.321	37.724
7	2:04.785	52.992

Num Lap Time Gap

Lap 12

8	2:00.353	
93	2:00.191	00.330
22	2:00.515	01.455
16	2:00.906	07.063
59	2:01.138	07.081
69	2:00.612	11.254
85	2:00.432	11.431
31	2:00.414	11.830
21	2:00.121	11.992
3	2:00.558	12.875
222	2:02.220	15.082
23	2:03.031	30.781
41	2:03.492	31.692
35	2:03.437	32.246
71	2:01.980	34.142
9	2:02.284	36.334
20	2:00.309	36.857
18	2:02.696	40.067
7	2:04.681	57.320

Num Lap Time Gap

Lap 13

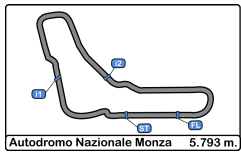
8	2:00.209	
93	2:00.314	00.435
22	1:59.871	01.117
16	2:01.553	08.407
59	2:01.683	08.555
85	2:01.308	12.530
69	2:01.606	12.651
31	2:01.451	13.072
21	2:01.445	13.228
3	2:01.031	13.697
222	2:01.693	16.566
23	2:03.281	33.853
35	2:04.869	36.906
71	2:03.102	37.035
41	2:06.047	37.530
9	2:01.937	38.062
20	2:01.781	38.429
18	2:01.881	41.739

Num Lap Time Gap

Lap 14

7	2:03.826	1:00.937
8	2:00.376	
93	2:00.093	00.152
22	2:00.029	00.770
16	2:01.106	09.137
59	2:01.270	09.449
85	2:00.731	12.885
69	2:01.253	13.528
21	2:01.110	13.962
3	2:01.077	14.398
222	2:01.928	18.118
31	2:07.790	20.486
23	2:03.876	37.353
71	2:02.887	39.546
35	2:03.029	39.559
41	2:02.714	39.868
9	2:02.404	40.090
20	2:02.146	40.199
18	2:02.139	43.502
7	2:03.856	1:04.417





Autodromo Nazionale Monza
Alpine ELF Europa Cup
Race - 2
Best Sectors Results



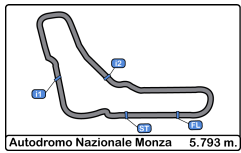
Sector - 1				Sector - 2				Sector - 3				Ideal Lap vs Best Lap			
Clas	Nº	Driver	Time	Nº	Driver	Time	Nº	Driver	Time	Clas	Nº	Driver	Ideal Lap	Best Lap	Clas
1	20	Jean-Paul Dominici	37.464	20	Jean-Paul Dominici	39.787	16	Paul Cauhaupé	41.092	1	20	Jean-Paul Dominici	1:59.051	2:00.309	6
2	9	Philippe Bourgois	37.723	8	Simon Tirman	40.669	22	Alexis Garcin	41.107	2	8	Simon Tirman	1:59.776	2:00.081	3
3	3	Gosia Rdest	37.810	22	Alexis Garcin	40.742	8	Simon Tirman	41.145	3	22	Alexis Garcin	1:59.807	1:59.871	1
4	31	Louis Méric	37.872	93	Lucas Frayssinet	40.769	21	Tim Merieux	41.206	4	93	Lucas Frayssinet	1:59.918	2:00.093	4
5	85	Thibaut Bossy	37.897	59	Louis Maurice	40.808	93	Lucas Frayssinet	41.241	5	16	Paul Cauhaupé	1:59.957	1:59.995	2
6	93	Lucas Frayssinet	37.908	21	Tim Merieux	40.878	69	Laurent Hurgon	41.244	6	85	Thibaut Bossy	2:00.060	2:00.388	9
7	22	Alexis Garcin	37.958	16	Paul Cauhaupé	40.888	85	Thibaut Bossy	41.260	7	21	Tim Merieux	2:00.064	2:00.121	5
8	8	Simon Tirman	37.962	85	Thibaut Bossy	40.903	222	Rodolphe Wallgren	41.294	8	3	Gosia Rdest	2:00.086	2:00.353	7
9	16	Paul Cauhaupé	37.977	3	Gosia Rdest	40.962	3	Gosia Rdest	41.314	9	31	Louis Méric	2:00.244	2:00.414	10
10	21	Tim Merieux	37.980	222	Rodolphe Wallgren	41.026	31	Louis Méric	41.341	10	59	Louis Maurice	2:00.262	2:00.387	8
11	69	Laurent Hurgon	38.012	31	Louis Méric	41.031	59	Louis Maurice	41.371	11	69	Laurent Hurgon	2:00.316	2:00.612	11
12	59	Louis Maurice	38.083	69	Laurent Hurgon	41.060	20	Jean-Paul Dominici	41.800	12	222	Rodolphe Wallgren	2:00.515	2:00.722	12
13	71	Margaux Verza	38.185	18	Pierre Macchi	41.268	18	Pierre Macchi	41.820	13	9	Philippe Bourgois	2:01.017	2:01.629	13
14	18	Pierre Macchi	38.193	41	Anthony Fournier	41.322	9	Philippe Bourgois	41.927	14	18	Pierre Macchi	2:01.281	2:01.684	14
15	22	Rodolphe Wallgren	38.195	9	Philippe Bourgois	41.367	35	Jules Gougeon	41.951	15	71	Margaux Verza	2:01.529	2:01.980	15
16	23	Laurent Richard	38.218	23	Laurent Richard	41.369	71	Margaux Verza	41.952	16	23	Laurent Richard	2:01.679	2:02.111	16
17	35	Jules Gougeon	38.352	71	Margaux Verza	41.392	41	Anthony Fournier	41.977	17	35	Jules Gougeon	2:01.810	2:02.195	18
18	7	Franc Rouxel	38.549	35	Jules Gougeon	41.507	23	Laurent Richard	42.092	18	41	Anthony Fournier	2:01.865	2:02.156	17
19	41	Anthony Fournier	38.566	7	Franc Rouxel	42.066	45	Frédéric Roy	42.318	19	7	Franc Rouxel	2:03.370	2:03.826	20
20	45	Frédéric Roy	38.662	45	Frédéric Roy	42.417	7	Franc Rouxel	42.755	20	45	Frédéric Roy	2:03.397	2:03.397	19



Autodromo Nazionale Monza
Alpine ELF Europa Cup
Race - 2
Leader Sequence



N°	Driver	Nat	Team	Level	Category	Start Lap	End Lap	Laps	Total Laps
93	Lucas Frayssinet	FRA	HAZEL TECHNOLOGIE COURSE	Inter C	Junior	1	5	5	5
8	Simon Tirman	FRA	AUTOSPORT GP	Inter C	Junior	6	14	9	9



Autodromo Nazionale Monza
Alpine ELF Europa Cup
Race - 2
Best 5 Lap Times



Cls	N°	Driver	Nat	Team	Level	Category	Best 1		Best 2		Best 3		Best 4		Best 5	
							Time	Lap	Time	Lap	Time	Lap	Time	Lap	Time	Lap
1	22	Alexis Garcin	FRA	HERRERO RACING	Inter D	Junior	1:59.871	13	2:00.029	14	2:00.258	9	2:00.515	12	2:00.531	10
2	16	Paul Cauhaupé	FRA	PATRICK ROGER AUTOSPORT	Inter C	Junior	1:59.995	9	2:00.379	10	2:00.422	6	2:00.769	8	2:00.901	3
3	8	Simon Tirman	FRA	AUTOSPORT GP	Inter C	Junior	2:00.081	11	2:00.209	13	2:00.353	12	2:00.367	10	2:00.376	14
4	93	Lucas Frayssinet	FRA	CHAZEL TECHNOLOGIE COURSE	Inter C	Junior	2:00.093	14	2:00.191	12	2:00.248	11	2:00.314	13	2:00.400	9
5	21	Tim Merieux	FRA	AUTOSPORT GP	Inter C	Junior	2:00.121	12	2:00.368	11	2:00.629	3	2:00.794	10	2:01.110	14
6	20	Jean-Paul Dominici	FRA	CHAZEL TECHNOLOGIE COURSE	Inter D	Gentleman	2:00.309	12	2:01.781	13	2:02.146	14	2:02.490	5	2:02.515	7
7	3	Gosia Rdest	POL	CHAZEL TECHNOLOGIE COURSE	Inter		2:00.353	11	2:00.558	12	2:00.871	7	2:00.980	9	2:00.984	10
8	59	Louis Maurice	FRA	CODE RACING DEVELOPMENT	Inter C	Junior	2:00.387	7	2:00.505	6	2:00.542	10	2:00.626	8	2:00.821	9
9	85	Thibaut Bossy	FRA	HERRERO RACING	Inter C		2:00.388	8	2:00.432	12	2:00.588	7	2:00.731	14	2:01.022	10
10	31	Louis Méric	FRA	RACE CARS CONSULTING	Inter C	Junior	2:00.414	12	2:01.084	11	2:01.097	5	2:01.278	6	2:01.451	13
11	69	Laurent Hurgon	FRA	LSGROUP AUTOSPORT GP	Inter C		2:00.612	12	2:00.636	6	2:00.712	8	2:00.944	11	2:01.143	3
12	222	Rodolphe Wallgren	FRA	HERRERO RACING	Inter C		2:00.722	11	2:00.761	10	2:00.874	4	2:00.969	9	2:01.322	7
13	9	Philippe Bourgeois	BEL	CHAZEL TECHNOLOGIE COURSE	Inter C	Gentleman	2:01.629	4	2:01.813	8	2:01.913	11	2:01.937	13	2:02.284	12
14	18	Pierre Macchi	FRA	PATRICK ROGER AUTOSPORT	Inter C	Gentleman	2:01.684	5	2:01.881	13	2:02.082	6	2:02.139	14	2:02.584	8
15	71	Margaux Verza	FRA	PATRICK ROGER AUTOSPORT	Inter C	Junior	2:01.980	12	2:02.035	5	2:02.038	7	2:02.239	6	2:02.252	11
16	23	Laurent Richard	FRA	HERRERO RACING	Inter C	Gentleman	2:02.111	7	2:02.180	8	2:02.445	9	2:02.537	6	2:02.581	4
17	41	Anthony Fournier	FRA	RACE CARS CONSULTING	Inter C	Gentleman	2:02.156	7	2:02.192	9	2:02.312	8	2:02.422	6	2:02.461	5
18	35	Jules Gougeon	FRA	RACE CARS CONSULTING	Inter D	Junior	2:02.195	4	2:02.282	7	2:02.519	3	2:02.624	9	2:02.748	8
19	45	Frédéric Roy	FRA	CHAZEL TECHNOLOGIE COURSE	Inter D	Gentleman	2:03.397	3	2:04.741	2	2:10.833	4	2:16.581	6	2:17.506	1
20	7	Franc Rouxel	FRA	HERRERO RACING	Inter D	Gentleman	2:03.826	13	2:03.856	14	2:04.024	5	2:04.272	3	2:04.681	12





Autodromo Nazionale Monza
Alpine ELF Europa Cup
Race - 2
Fastest Laps Sequence



Lap	Time of Day	Session Time	N°	Driver	Nat	Team	Level	Category	Time	Km/h
2	13:38:14.001	4:10.001	93	Lucas Frayssinet	FRA	CHAZEL TECHNOLOGIE COURSE	Inter C	Junior	2:01.235	172.0
2	13:38:14.371	4:10.371	22	Alexis Garcin	FRA	HERRERO RACING	Inter D	Junior	2:01.080	172.2
2	13:38:14.653	4:10.653	8	Simon Tirman	FRA	AUTOSPORT GP	Inter C	Junior	2:00.499	173.0
6	13:46:23.217	12:19.217	16	Paul Cauhaupé	FRA	PATRICK ROGER AUTOSPORT GP	Inter C	Junior	2:00.422	173.1
7	13:48:23.383	14:19.383	59	Louis Maurice	FRA	CODE RACING DEVELOPMENT	Inter C	Junior	2:00.387	173.2
9	13:52:20.289	18:16.289	22	Alexis Garcin	FRA	HERRERO RACING	Inter D	Junior	2:00.258	173.4
9	13:52:25.285	18:21.285	16	Paul Cauhaupé	FRA	PATRICK ROGER AUTOSPORT GP	Inter C	Junior	1:59.995	173.7
13	14:00:21.945	26:17.945	22	Alexis Garcin	FRA	HERRERO RACING	Inter D	Junior	1:59.871	173.9






Autodromo Nazionale Monza
Alpine ELF Europa Cup
Race - 2
Lap Chart



Autodromo Nazionale Monza 5.793 m.

LAP

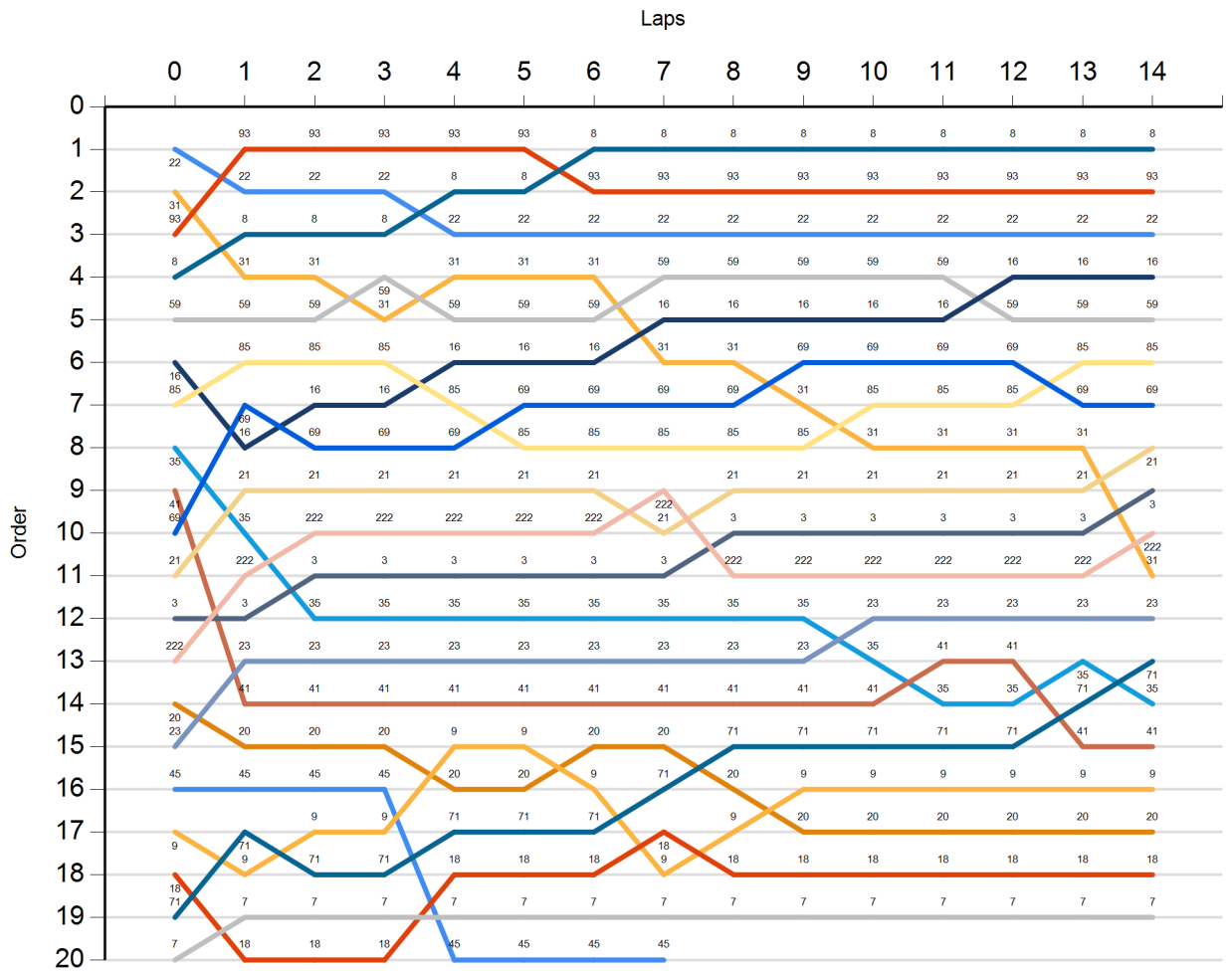
Nr	Pos	Grid	1	2	3	4	5	6	7	8	9	10	11	12	13	14
22	1	22	93	93	93	93	93	8	8	8	8	8	8	8	8	8
31	2	31	22	22	22	8	8	93	93	93	93	93	93	93	93	93
93	3	93	8	8	8	22	22	22	22	22	22	22	22	22	22	22
8	4	8	31	31	59	31	31	31	59	59	59	59	16	16	16	16
59	5	59	59	59	31	59	59	59	16	16	16	16	16	59	59	59
16	6	16	85	85	85	16	16	16	31	31	69	69	69	69	85	85
85	7	85	69	16	16	85	69	69	69	69	31	85	85	85	69	69
35	8	35	16	69	69	69	85	85	85	85	31	31	31	31	21	21
41	9	41	21	21	21	21	21	21	222	21	21	21	21	21	21	3
69	10	69	35	222	222	222	222	222	21	3	3	3	3	3	3	222
21	11	21	222	3	3	3	3	3	3	222	222	222	222	222	222	31
3	12	3	3	35	35	35	35	35	35	35	35	23	23	23	23	23
222	13	222	23	23	23	23	23	23	23	23	23	35	41	41	35	71
20	14	20	41	41	41	41	41	41	41	41	41	41	35	35	71	35
23	15	23	20	20	20	9	9	20	20	71	71	71	71	71	41	41
45	16	45	45	45	45	20	20	9	71	20	9	9	9	9	9	9
9	17	9	71	9	9	71	71	71	18	9	20	20	20	20	20	20
18	18	18	9	71	71	18	18	18	9	18	18	18	18	18	18	18
71	19	71	7	7	7	7	7	7	7	7	7	7	7	7	7	7
7	20	7	18	18	18	45	45	45	45	45	45	45	45	45	45	45




Autodromo Nazionale Monza
Alpine ELF Europa Cup
Race - 2
Graphic Lap Chart



- 22
- 31
- 93
- 8
- 59
- 16
- 85
- 35
- 41
- 69
- 21
- 3
- 222
- 20
- 23
- 45
- 9
- 18
- 71
- 7






Autodromo Nazionale Monza
Alpine ELF Europa Cup
Race - 2
Pit Stop Analysis



N°	In Day Time	Driver	Nat	Team	Nat	Vehicle	In Time	Stop N°	Pit Time	Handicap	Penalty
----	-------------	--------	-----	------	-----	---------	---------	---------	----------	----------	---------

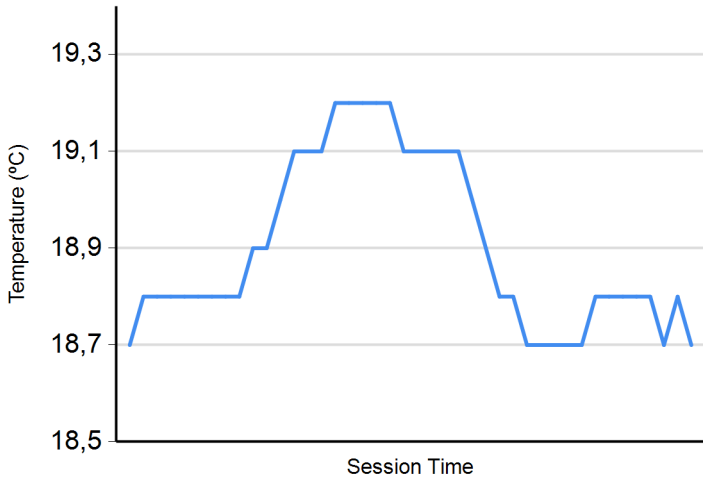




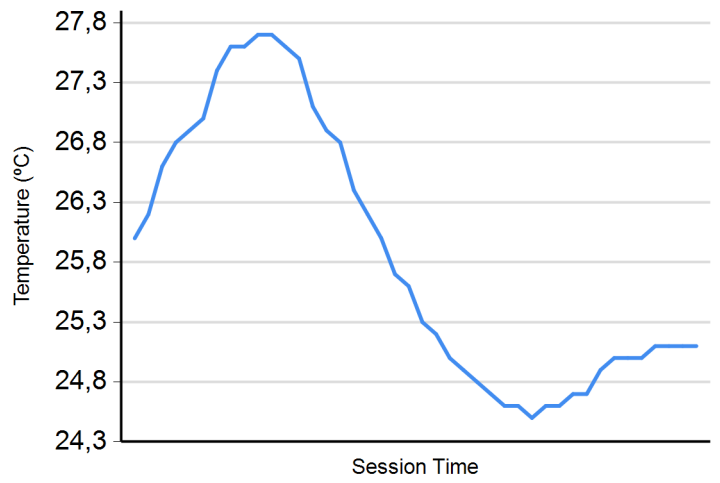
Autodromo Nazionale Monza
Alpine ELF Europa Cup
Race - 2
Weather Report



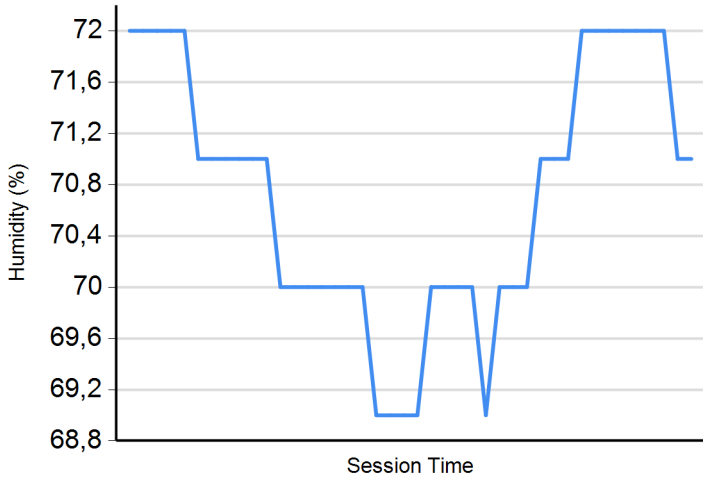
Air Temperature



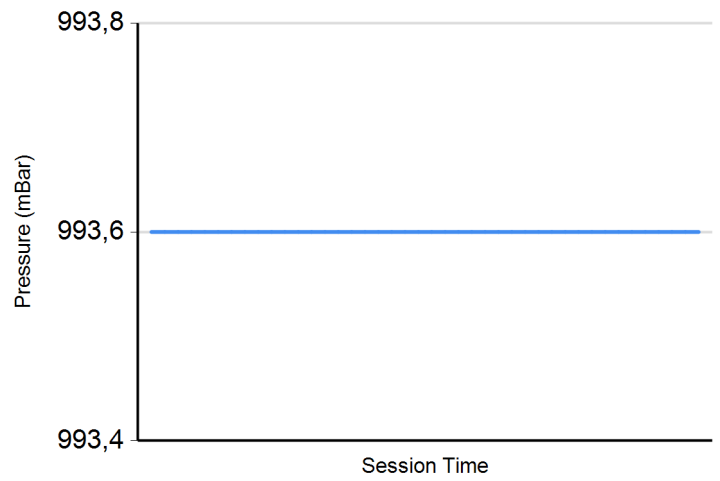
Track Temperature



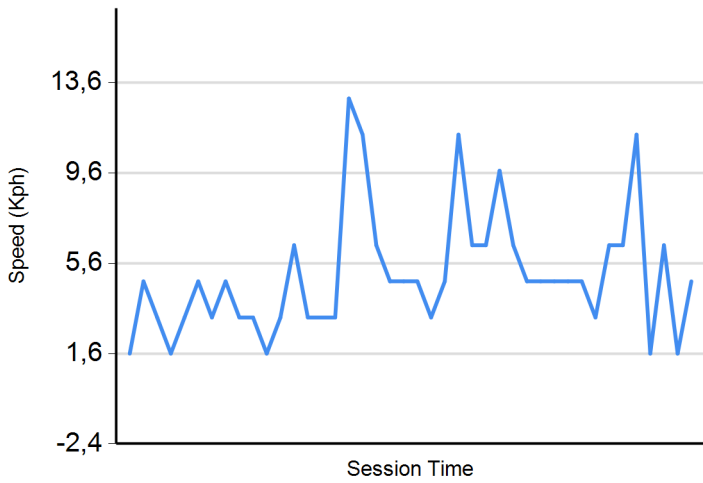
Humidity



Pressure



Wind Speed



Wind direction

North = 0°/360° Est = 90° South = 180° West= 270°

